



US00D359570S

United States Patent [19]
Garber

[11] **Patent Number: Des. 359,570**
[45] **Date of Patent: ** Jun. 20, 1995**

[54] **GROUND STAKE**
[75] **Inventor: Thomas A. Garber, Hudson, Ohio**
[73] **Assignee: The L. D. Kichler Co., Cleveland, Ohio**
[**] **Term: 14 Years**
[21] **Appl. No.: 27,577**
[22] **Filed: Aug. 24, 1994**
[52] **U.S. Cl. D25/126**
[58] **Field of Search D25/38-45, D25/126, 128, 131; 47/46, 33, 47, 44, 41.14; 256/DIG. 5, 19, 21, 22, 24, 34, 41, 50, 59, 58, 66, 73, 47, 51, 65, 54; 248/500, 507-508; D8/545, 1; 33/405; D30/154; D26/43, 93, 113, 133, 134**

1,263,098 4/1918 Morris .
1,475,857 11/1923 Neuhaus .
2,011,716 8/1935 Johnson .
2,349,110 5/1944 Potstada .
2,349,110 5/1944 Potstada .
2,435,539 2/1948 Gould .
2,562,597 7/1951 Breuninger .
3,579,908 5/1971 Morgan .
3,776,522 12/1973 Bartlett .
4,176,494 12/1979 Boucher et al. .
4,699,165 10/1987 Barzana .
4,905,718 3/1990 Vandiver .
5,230,187 7/1993 Reimann 256/19

Primary Examiner—Doris Clark
Attorney, Agent, or Firm—Watts, Hoffmann, Fisher & Heinke

[56] **References Cited**
U.S. PATENT DOCUMENTS

191,944 6/1877 Dewey .
D. 223,238 4/1972 Watanabe .
D. 243,614 3/1977 Rosso D25/126
D. 245,032 7/1977 Hoffman .
D. 250,281 11/1978 Laukhuf .
D. 252,833 3/1979 Husselman .
D. 282,104 1/1986 Taylor D25/131
D. 346,036 4/1994 Garber .
467,434 1/1892 Randall .
603,454 5/1898 Pierson .
716,010 12/1902 Eldridge .

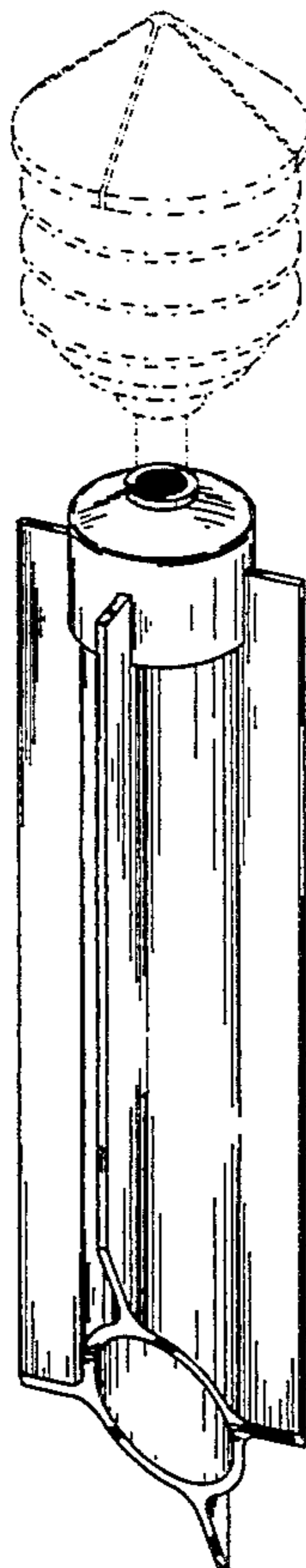
[57] **CLAIM**

The ornamental design for a ground stake, as shown and described.

DESCRIPTION

FIG. 1 is a perspective view of a ground stake showing my new design, the broken lines showing a lantern are for illustrative purposes only and forming no part of the claimed design;

FIG. 2 is a front elevational view thereof;
FIG. 3 is a side elevational view thereof;
FIG. 4 is a back elevational view thereof;
FIG. 5 is a top plan view thereof; and,
FIG. 6 is a bottom plan view.



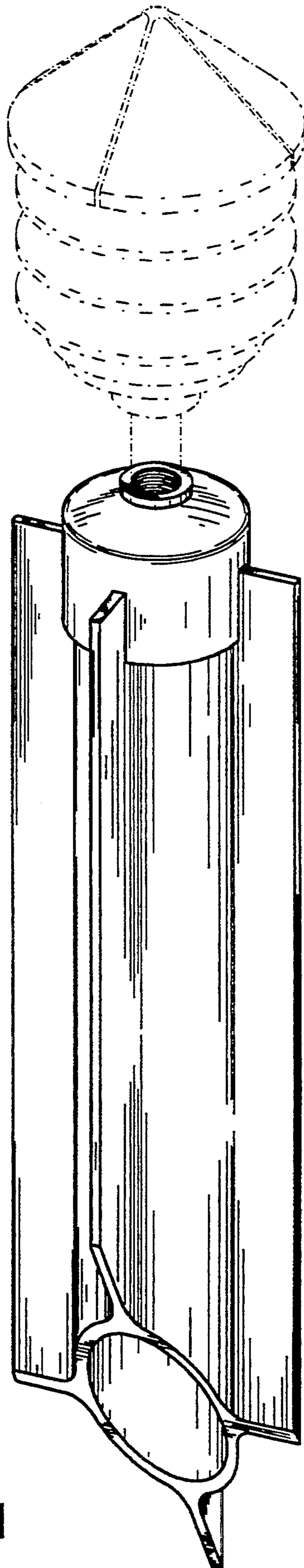


Fig.1




Fig.2




Fig.3




Fig.4

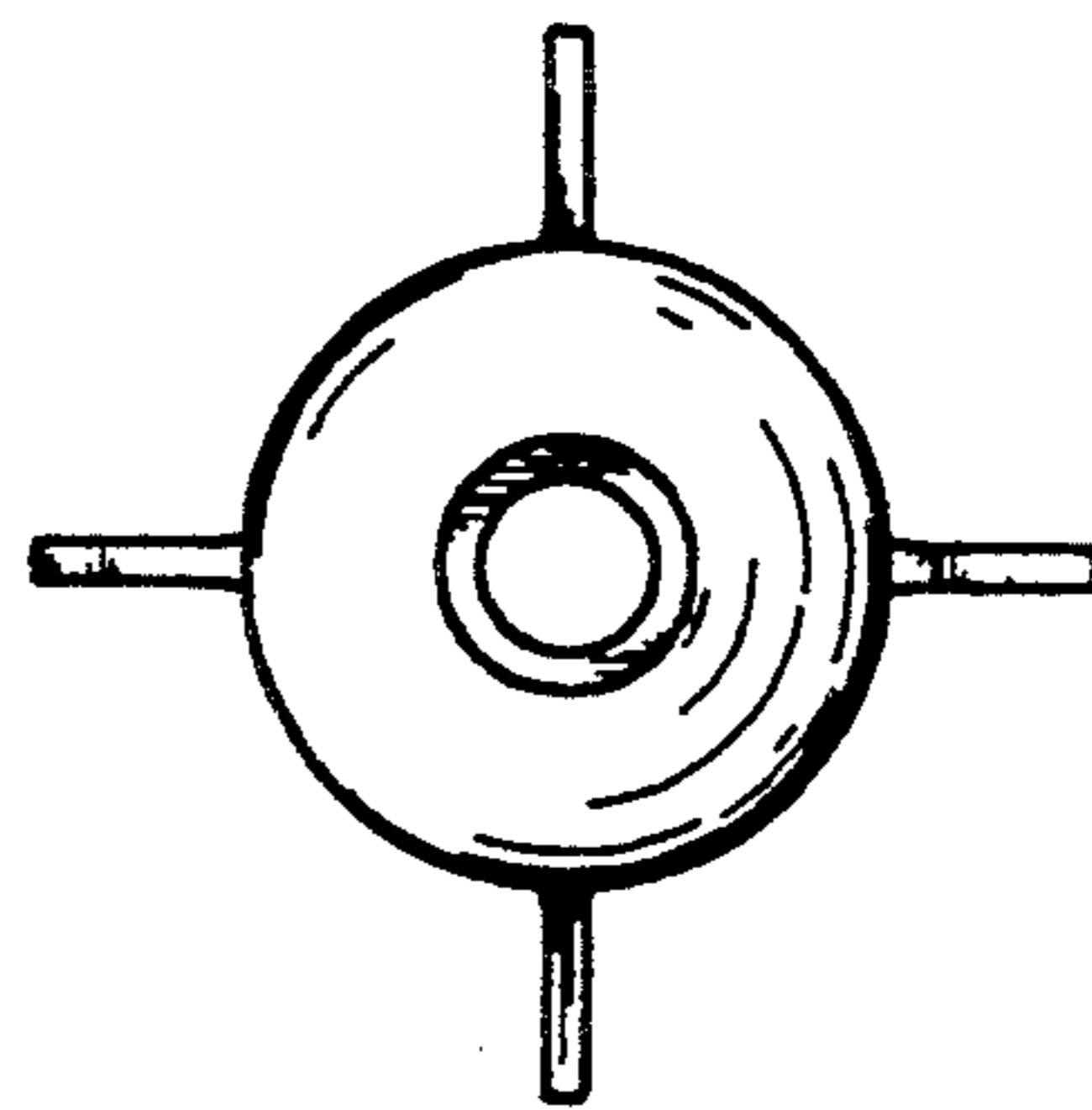


Fig.5

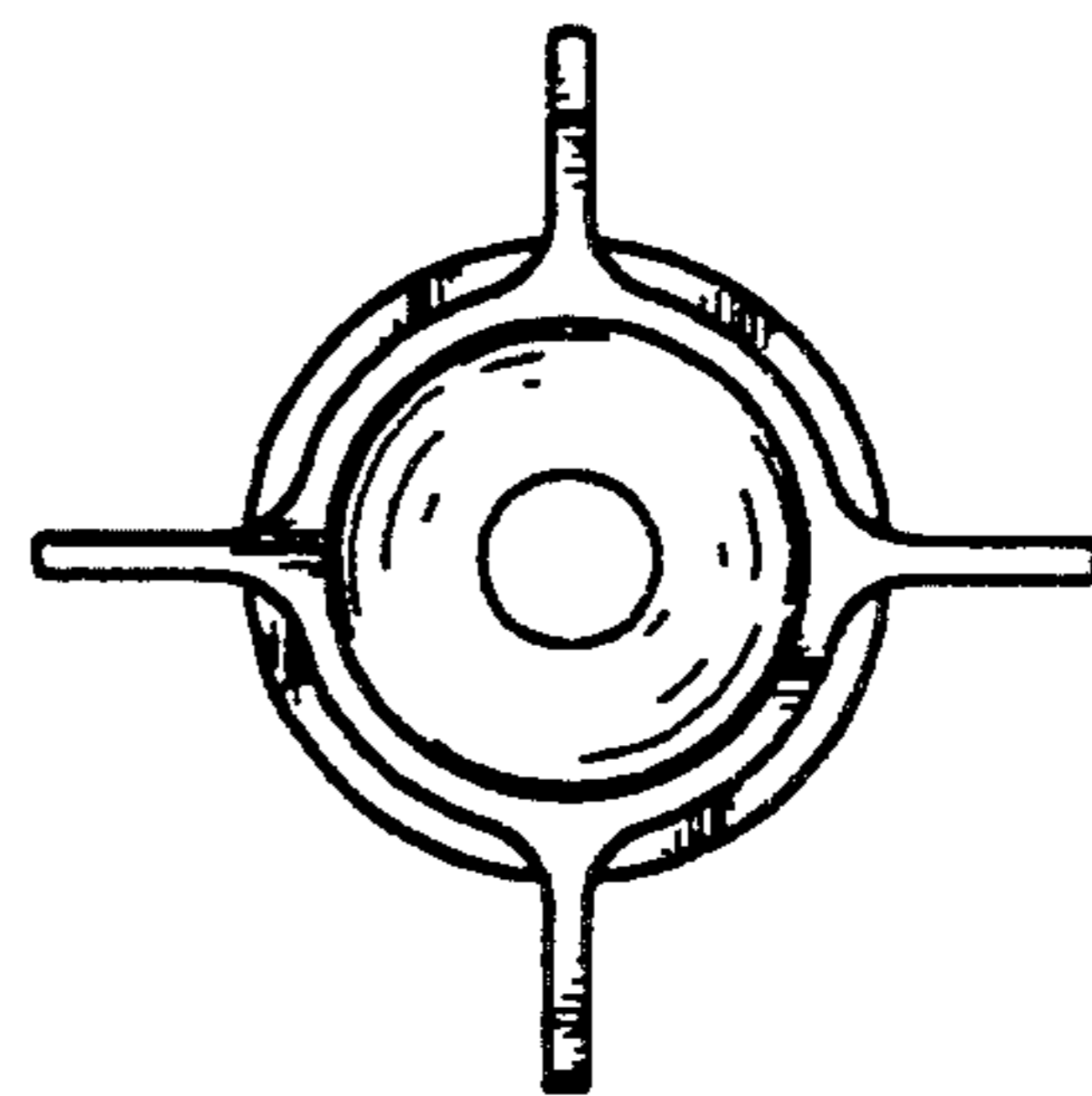


Fig.6