



US00D359542S

United States Patent [19]

[11] Patent Number: **Des. 359,542**

Sherman et al.

[45] Date of Patent: **** Jun. 20, 1995**

[54] **ROLLER SKATE**

[76] Inventors: **Victor Sherman**, 13-10 34th Ave., Apt. 4C, Long Island City, N.Y. 11106; **Alfred Bello**, 31-40 77th St., Jackson Hts., N.Y. 11370

[**] Term: **14 Years**

[21] Appl. No.: **23,973**

[22] Filed: **Jun. 6, 1994**

[52] U.S. Cl. **D21/226**

[58] Field of Search **D21/224-227, D21/230; 280/11.2, 11.19, 11.22, 11.23, 11.27, 8.09, 8.16**

[56] **References Cited**

U.S. PATENT DOCUMENTS

- D. 134,931 2/1943 Yuill D21/226
- D. 278,925 5/1985 Scheller D21/226
- D. 346,633 5/1994 Conte D21/226

- 2,145,219 1/1939 Burton D21/226
- 3,837,662 9/1974 Marks et al. 280/11.23
- 3,877,710 4/1975 Nyitrai 280/11.23
- 3,901,520 8/1975 McMahan 280/11.23
- 4,146,241 3/1979 Stevenson 280/11.27

Primary Examiner—Prabhakar G. Deshmukh

Assistant Examiner—R. Barkai


[57] **CLAIM**

The ornamental design for a roller skate, as shown and described.

DESCRIPTION

FIG. 1 is a left side elevational view of a roller skate, the right side elevational view thereof being identical; FIG. 2 is a top plan view thereof; FIG. 3 is a front elevational view thereof; FIG. 4 is a rear elevational view thereof; FIG. 5 is a bottom plan view thereof.

The broken line showing of the boot in FIG. 1 is for illustrative purposes only and forms no part of the claimed design.






FIG. 1

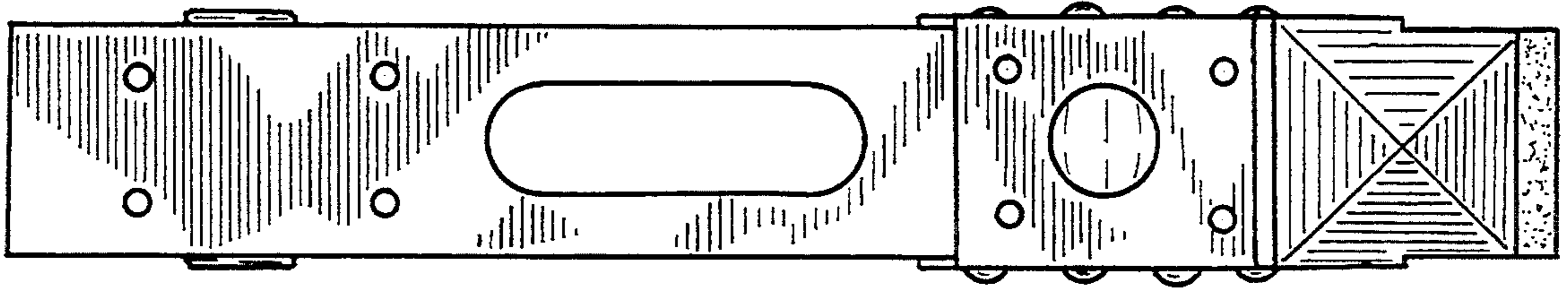


FIG. 2

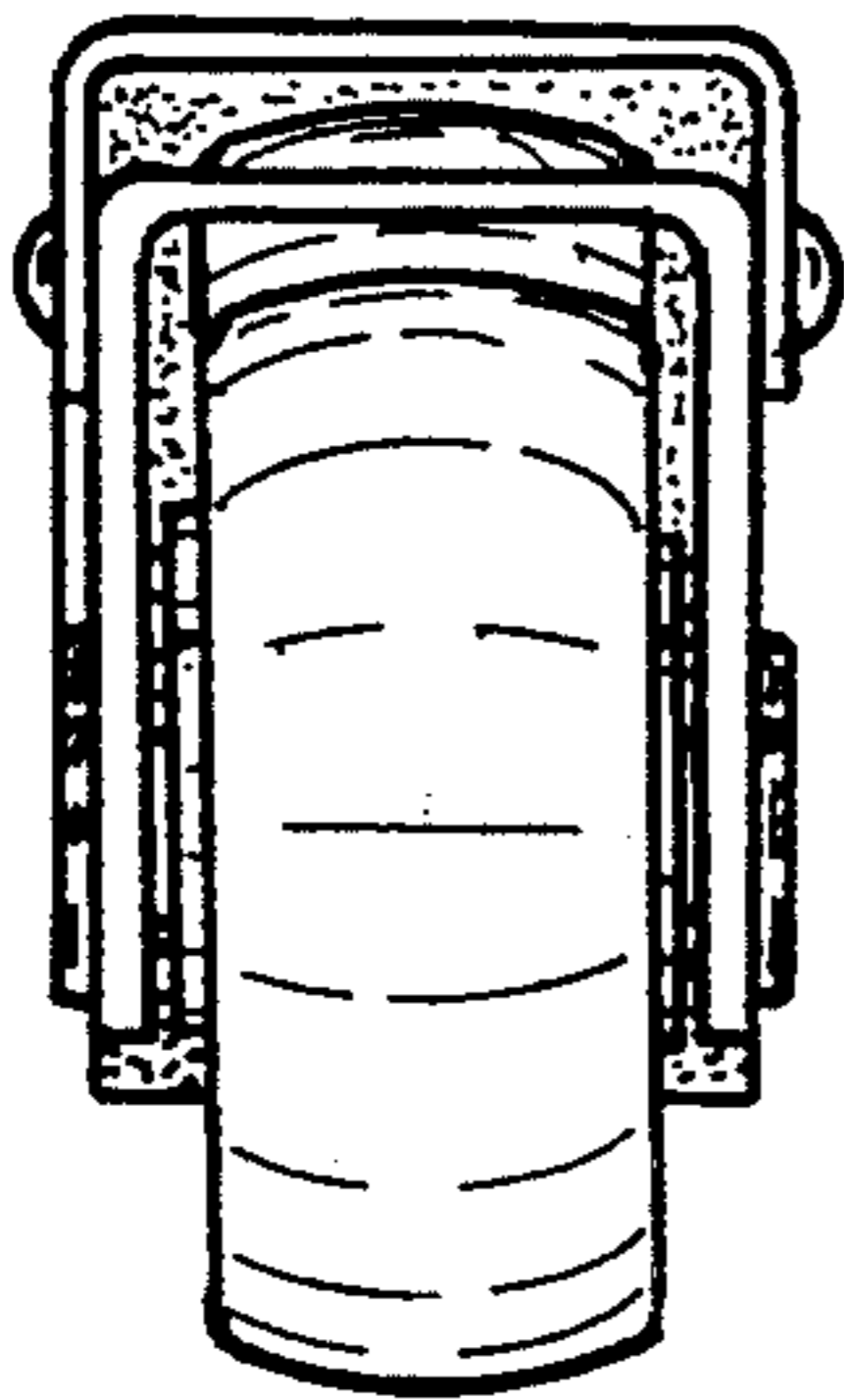


FIG. 3

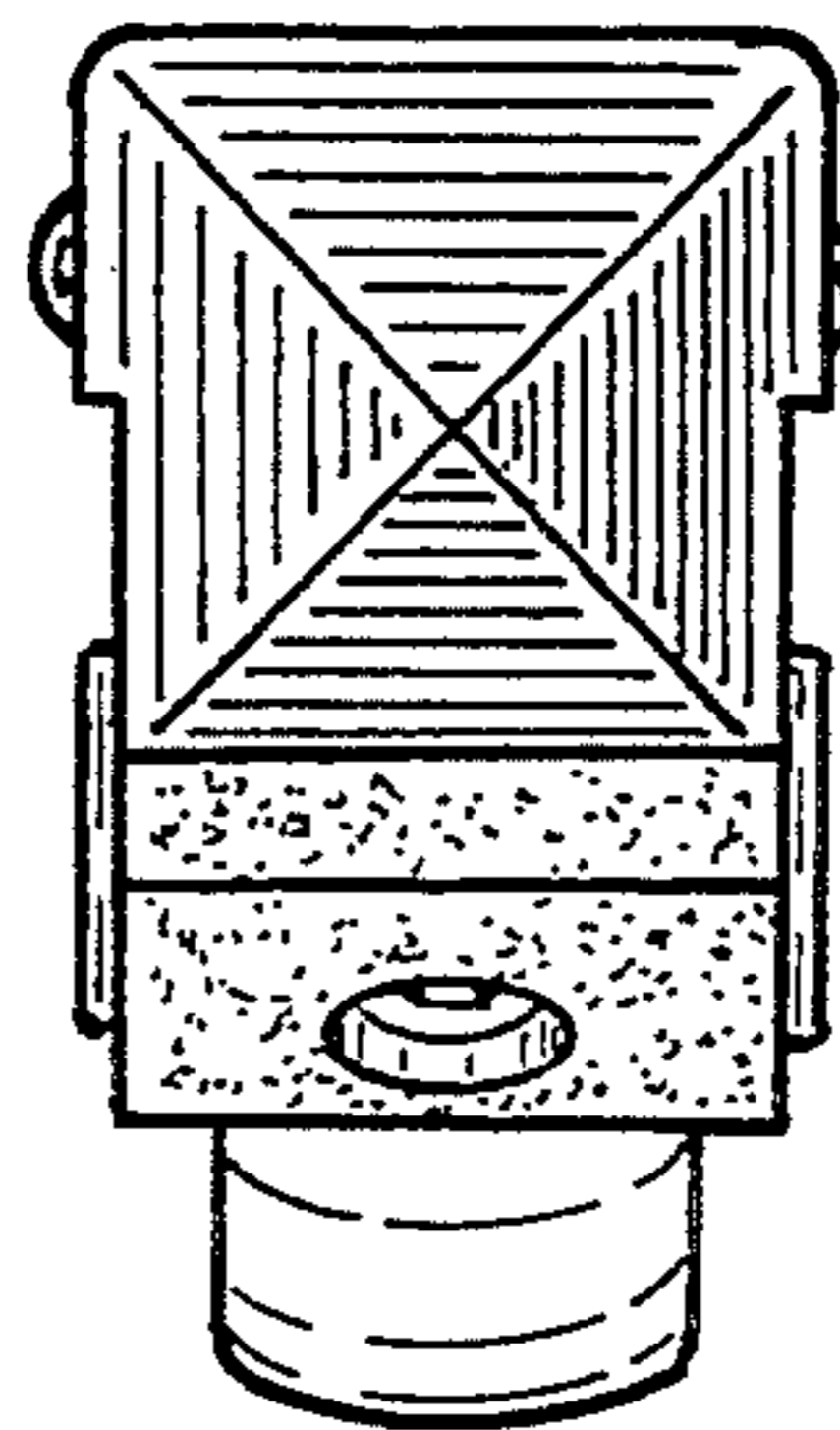


FIG. 4

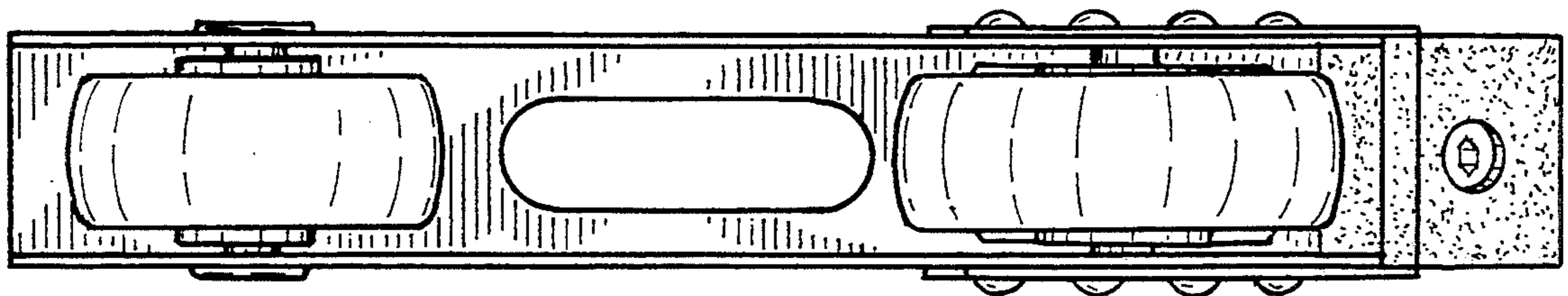


FIG. 5