



US00D359523S

United States Patent [19]

[11] Patent Number: **Des. 359,523**

Yeung

[45] Date of Patent: **** Jun. 20, 1995**

[54] **TOY BLOCK**

D. 336,666	6/1993	Knudsen	D21/108
D. 343,427	1/1994	Sher	D21/108
5,042,972	8/1991	Bach	446/91
5,125,867	6/1992	Solomon	446/111

[75] Inventor: **Mason Yeung, Kowloon, Hong Kong**

[73] Assignee: **Hung Hing Plastic Factory Limited, Kowloon, Hong Kong**

Primary Examiner—B. J. Bullock
Assistant Examiner—R. Barkai
Attorney, Agent, or Firm—Spensley Horn Jubas & Lubitz

[**] Term: **14 Years**

[21] Appl. No.: **20,200**

[57] **CLAIM**

[22] Filed: **Mar. 21, 1994**

The ornamental design for the toy block, as shown and described.

[52] U.S. Cl. **D21/108**

[58] Field of Search D21/108, 109, 111, 114, D21/121, 123; 446/107, 111, 116, 121, 125, 128, 141, 268, 296, 322, 323, 460, 479, 482, 490

DESCRIPTION

[56] **References Cited**

FIG. 1 is a perspective view of a toy block showing my new design;
FIG. 2 is a front elevational view thereof, the rear being identical;
FIG. 3 is a right side elevational view thereof, the left side elevational view being identical; and,
FIG. 4 is a top plan view thereof, the bottom plan view being identical.

U.S. PATENT DOCUMENTS

D. 214,452	6/1969	Christiansen	D14/225
D. 231,787	6/1974	Burnley	D21/108
D. 286,417	10/1986	Takahashi	D21/108
D. 324,084	2/1992	Kundsen	D21/108

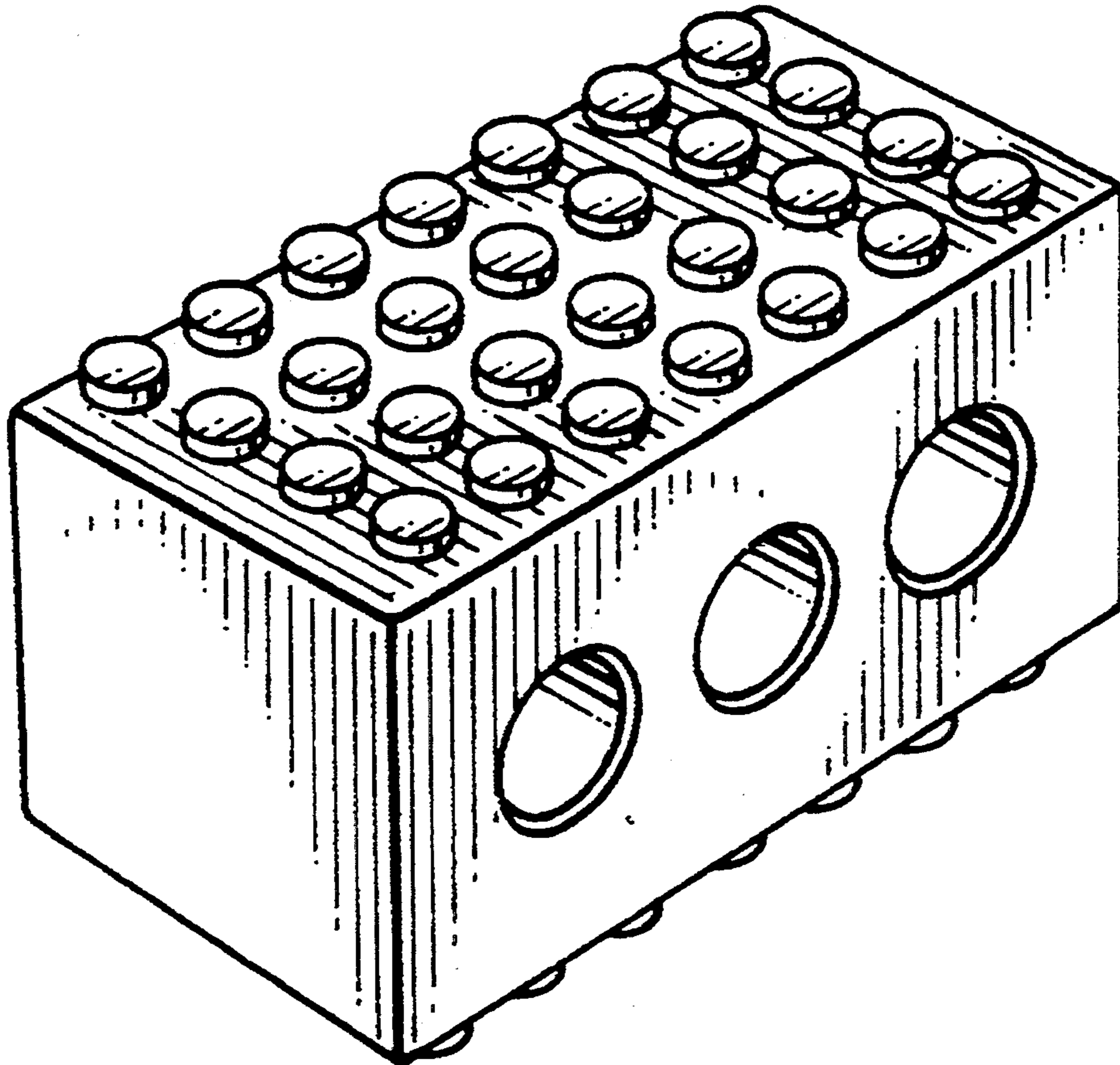


FIG. 1

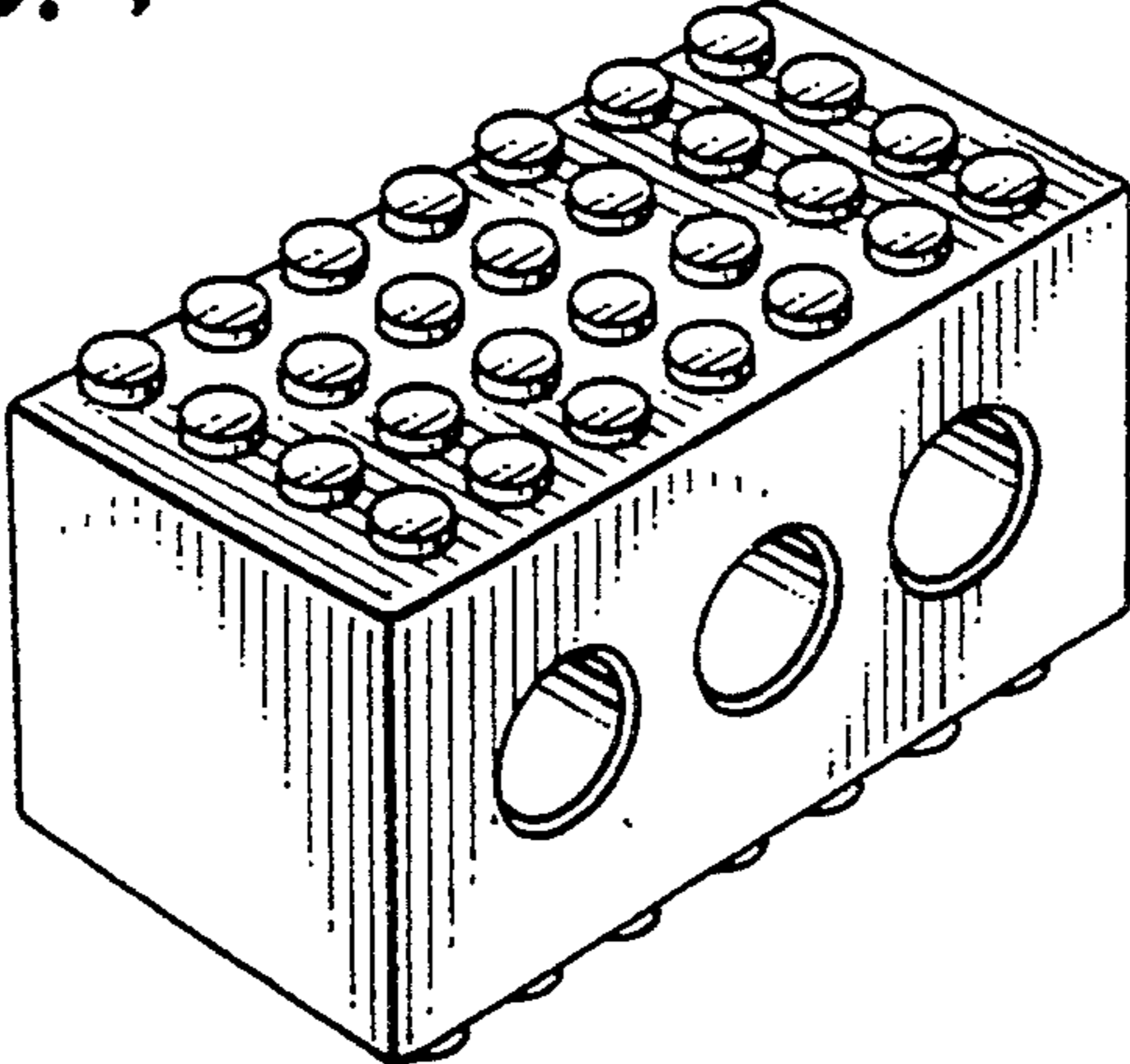


FIG. 2

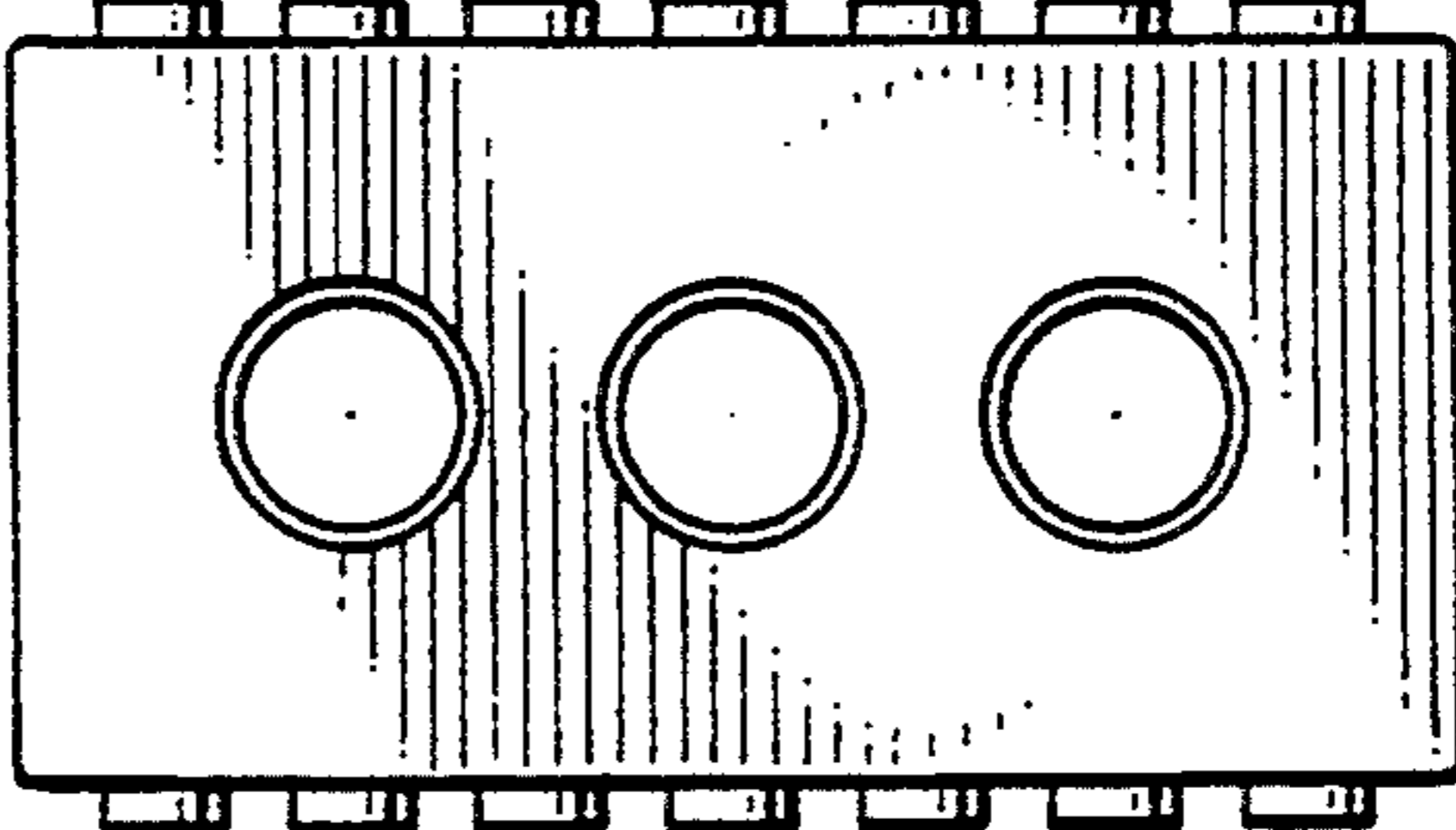


FIG. 3

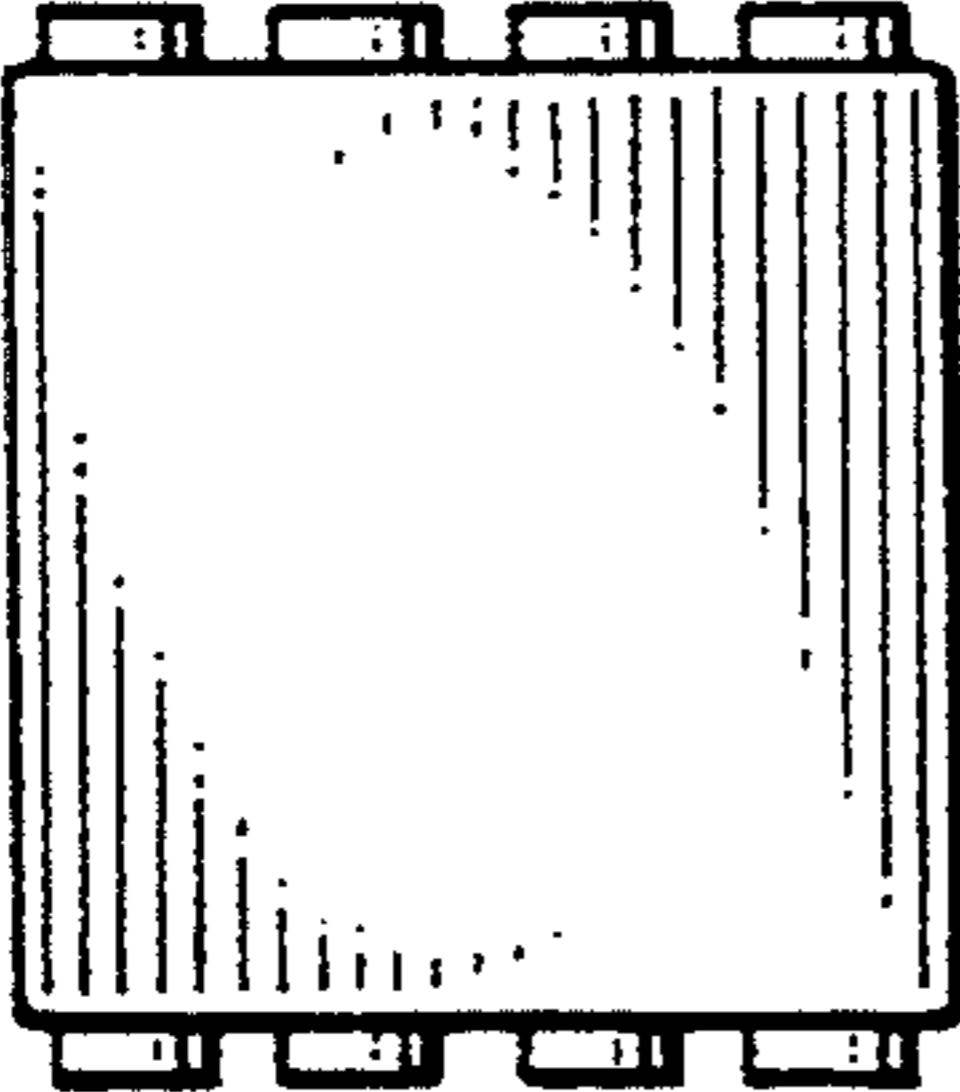


FIG. 4

