



US00D359507S

# United States Patent [19]

[11] Patent Number: **Des. 359,507**

Schmidt

[45] Date of Patent: **\*\* Jun. 20, 1995**

[54] **PORTFOLIO**

[75] Inventor: **Jeffrey M. Schmidt**, Chino Hills, Calif.

[73] Assignee: **Schmidt-Cannon International**, Ontario, Canada

[\*\*] Term: **14 Years**

[21] Appl. No.: **27,037**

[22] Filed: **Aug. 11, 1994**

[52] U.S. Cl. .... **D19/26**

[58] Field of Search ..... **D19/26, 27, 28, 32; 281/31, 15.1, 29; 402/79, 63, 68, 80 R, 80 P; D3/247, 303; 150/135**

[56] **References Cited**

**U.S. PATENT DOCUMENTS**

D. 136,862	12/1943	Wollenberger	.....	D19/26 X
4,314,635	2/1982	Fraser et al.	.....	281/31 X
5,006,699	4/1991	Felkner et al.	.....	281/31 X
5,059,052	10/1991	Casper	.....	402/80 R
5,060,979	10/1991	Garza	.....	281/31
5,240,340	8/1993	Lynch et al.	.....	281/31 X

**OTHER PUBLICATIONS**

Office Products Catalog, 1993, p. 882 Element B portfolio.

*Primary Examiner*—A. Hugo Word

*Assistant Examiner*—Pamela Burgess

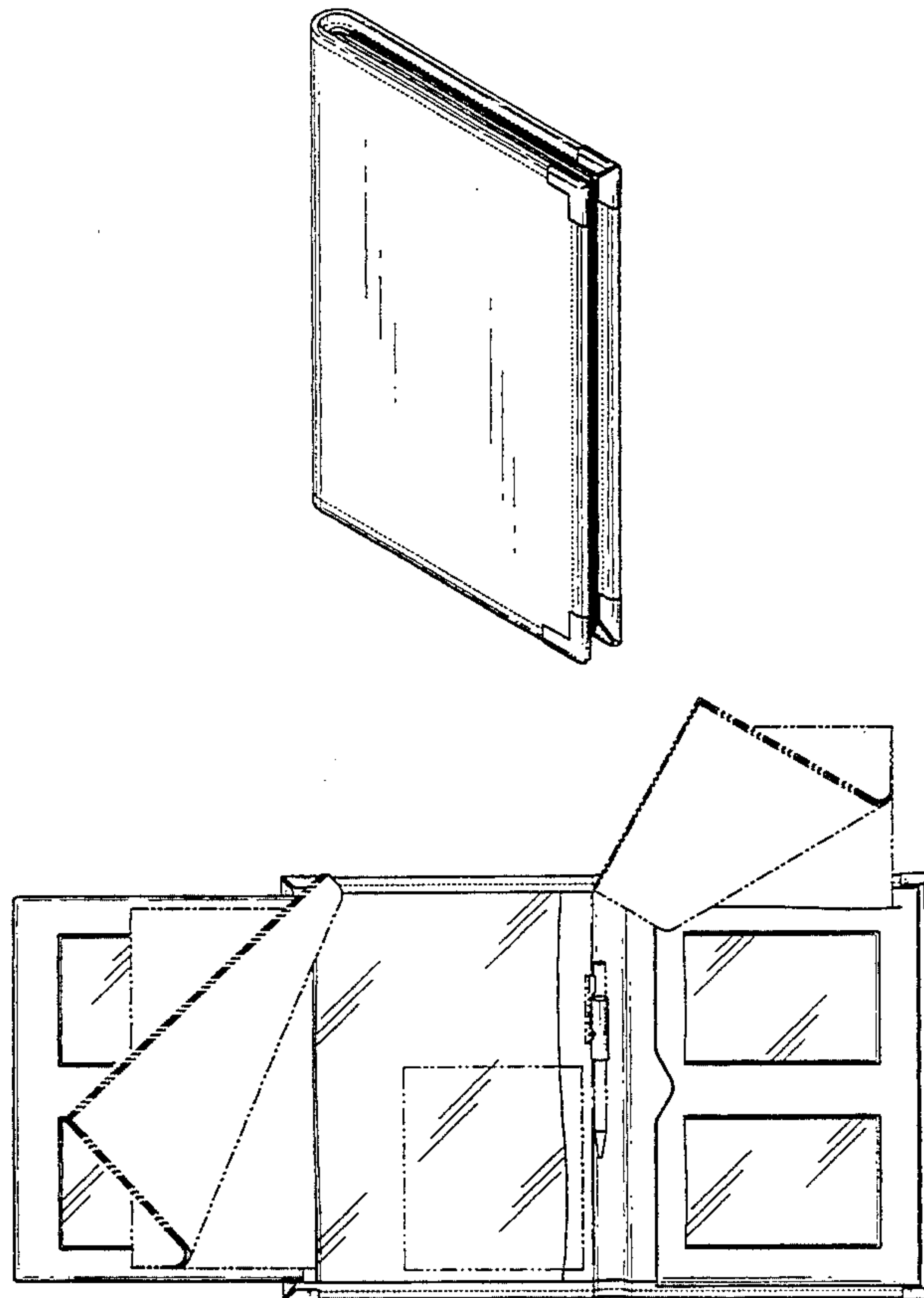
*Attorney, Agent, or Firm*—Knobbe, Martens, Olson & Bear

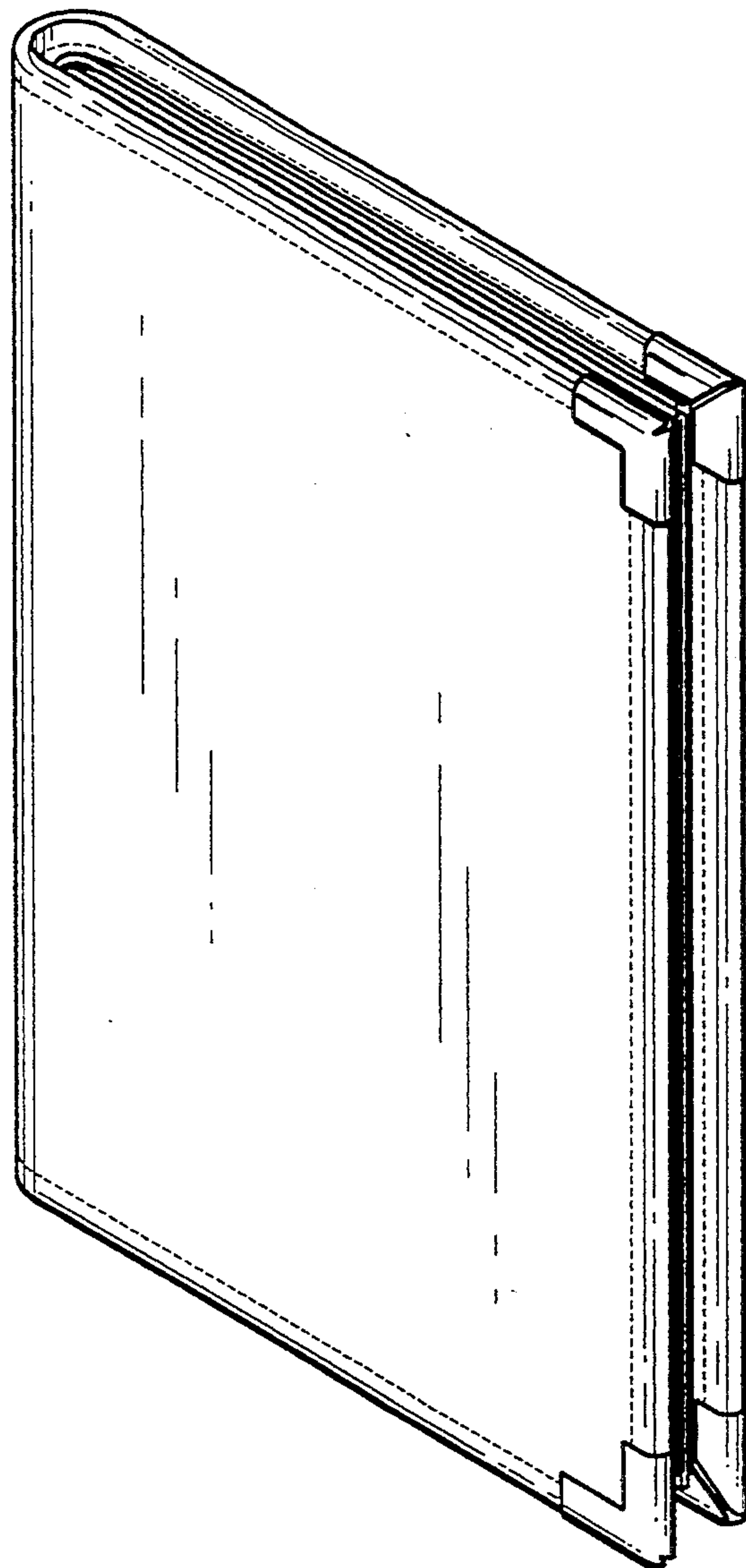
[57] **CLAIM**

The ornamental design of a portfolio, as shown and described.

**DESCRIPTION**

FIG. 1 is a perspective view of the portfolio, with the portfolio in a closed position;  
 FIG. 2 is an elevational view of the inside of the portfolio, with the portfolio in a fully open position;  
 FIG. 3 is a top view of the portfolio of FIG. 2;  
 FIG. 4 is a side elevational view of the right side of the portfolio of FIG. 2;  
 FIG. 5 is an elevational view of the back side of the portfolio of FIG. 2;  
 FIG. 6 is a side elevational view of the left side of the portfolio of FIG. 2;  
 FIG. 7 is an enlarged partial cross-sectional view of the portfolio taken along line 7—7 of FIG. 2;  
 FIG. 8 is an enlarged partial cross-sectional view of the portfolio taken along line 8—8 of FIG. 2; and,  
 FIG. 9 is an elevational view of the inside of the portfolio, with the portfolio in a fully open position. The broken lines showing (from right to left) a partially inserted pad of paper, a pen, a partially inserted paper beneath a transparent layer, and a partially inserted calendar booklet, are for illustrative purposes only and form no part of the claimed design.





*FIG. 1*

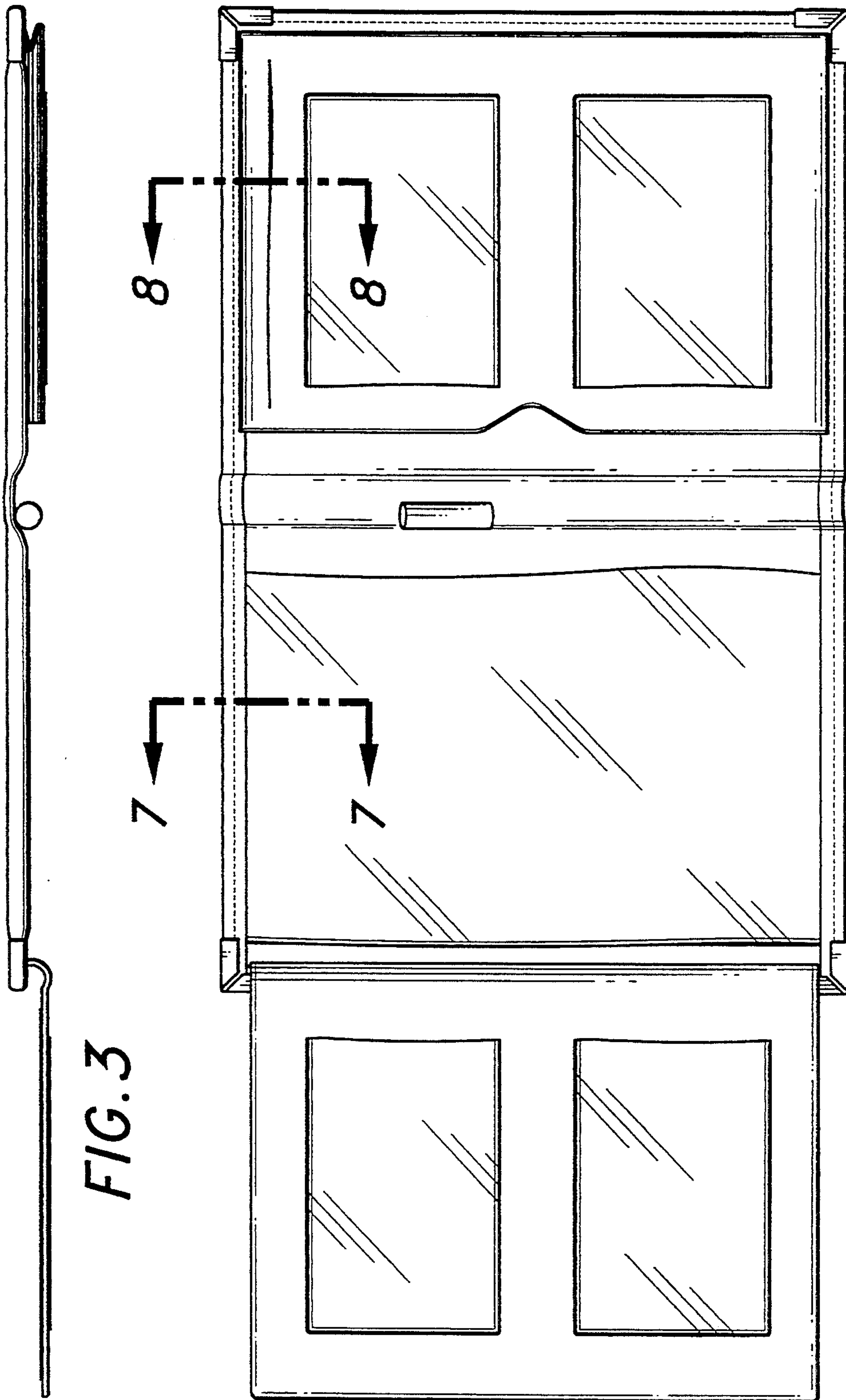


FIG. 3

FIG. 2



FIG. 4




FIG. 6




FIG. 5



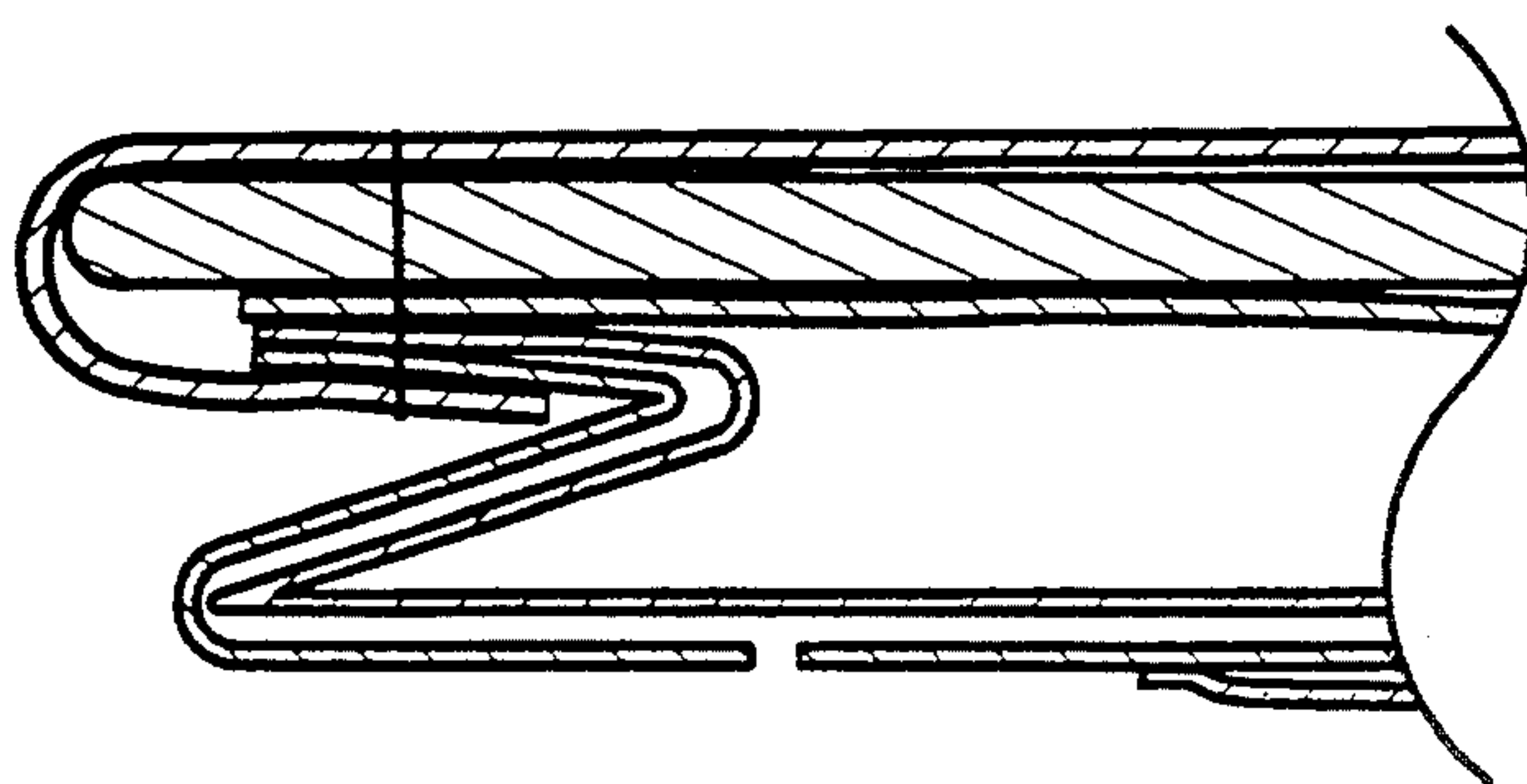


FIG. 8

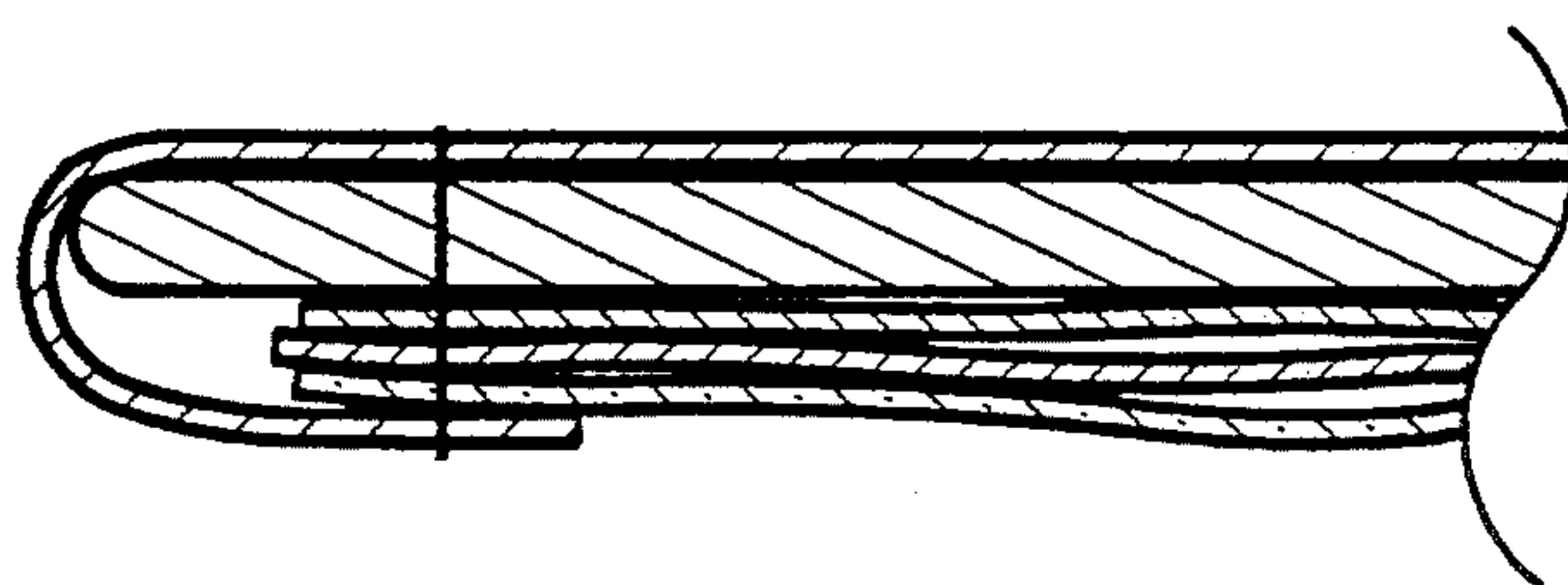


FIG. 7

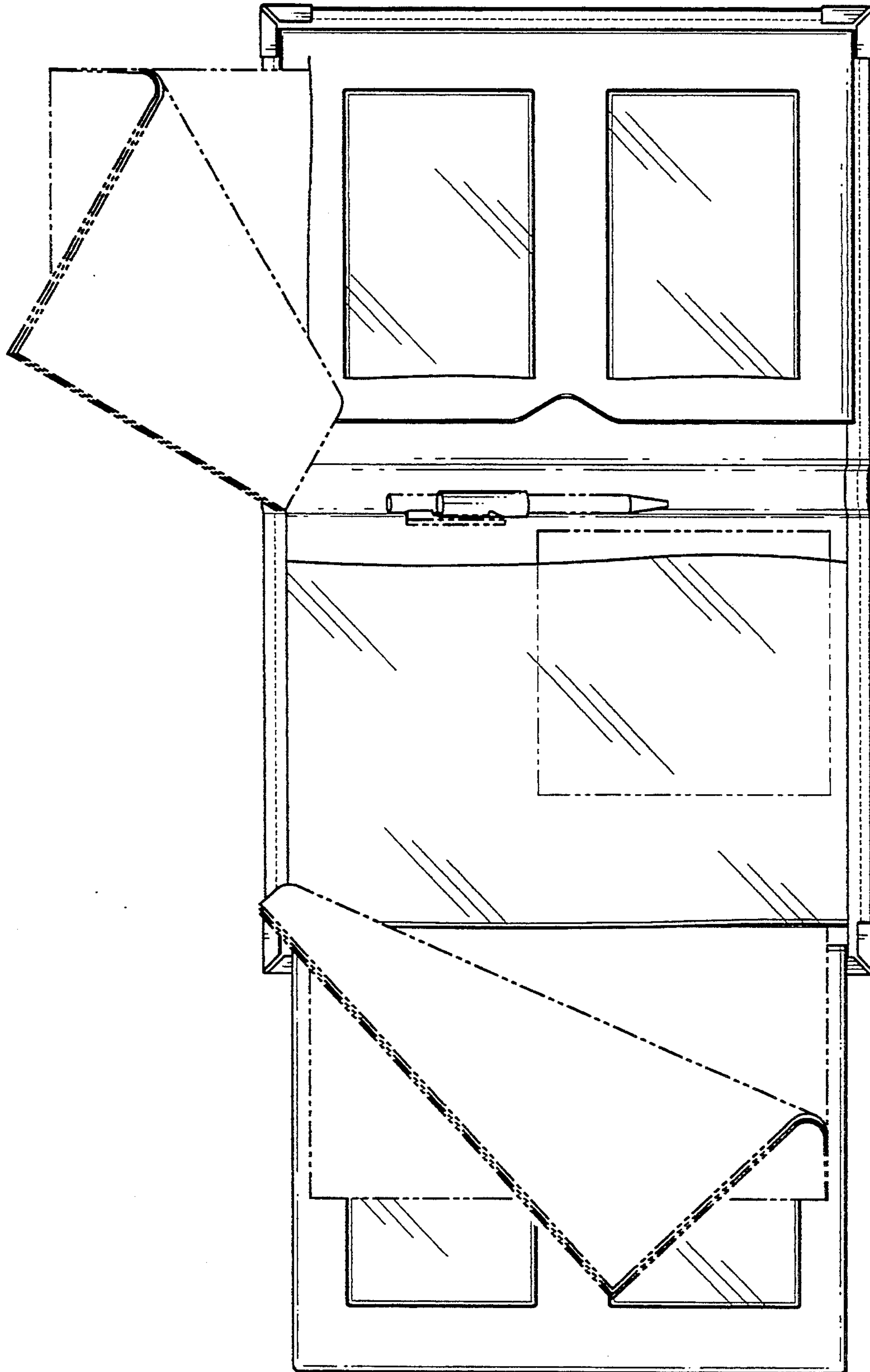


FIG. 9

UNITED STATES PATENT AND TRADEMARK OFFICE  
**CERTIFICATE OF CORRECTION**

PATENT NO. : Des. 359,507  
DATED : June 20, 1995  
INVENTOR(S) : Jeffrey M. Schmidt

It is certified that error appears in the above-identified patent and that said Letters Patent is hereby corrected as shown below:

On the title page item [73], change "Ontario, Canada"  
to --Ontario, California--.

Signed and Sealed this  
Third Day of October, 1995

Attest:



**BRUCE LEHMAN**

*Attesting Officer*

*Commissioner of Patents and Trademarks*