



US00D359492S

United States Patent [19]

[11] Patent Number: **Des. 359,492**

Dyas

[45] Date of Patent: **** Jun. 20, 1995**

[54] **COMBINED SPEAKER, AMPLIFIER BOX AND MICROPHONE**

FOREIGN PATENT DOCUMENTS

1531636 11/1978 United Kingdom 381/88

[75] Inventor: **Guy Dyas, Tokyo, Japan**

OTHER PUBLICATIONS

[73] Assignee: **Sony Corporation, Tokyo, Japan**

Audio Nov. 1970, p. 190 69 and 70 top left corner on p. 69.

[**] Term: **14 Years**

Primary Examiner—Terry A. Wallace
Assistant Examiner—Nanda Bondade
Attorney, Agent, or Firm—Jay H. Maioli

[21] Appl. No.: **18,298**

[22] Filed: **Sep. 23, 1993**

[57] CLAIM

[30] Foreign Application Priority Data

Mar. 23, 1993 [JP] Japan 5-8235

The ornamental design for a combined speaker, amplifier box and microphone, as shown and described.

[52] U.S. Cl. **D14/214; D14/226**

DESCRIPTION

[58] Field of Search **D14/168, 172, 204, 210, D14/214, 226; 181/141, 144, 145; 381/88, 90, 168, 120, 122**

FIG. 1 is a top, front, and right-side perspective view of a combined speaker, amplifier box and microphone, showing my new design;

[56] References Cited

U.S. PATENT DOCUMENTS

D. 237,804 11/1975 Kizawa D14/214
4,190,738 2/1980 Samuels 181/199 X
4,630,303 12/1986 Tanno 181/145 X

FIG. 2 is a front elevational view thereof;

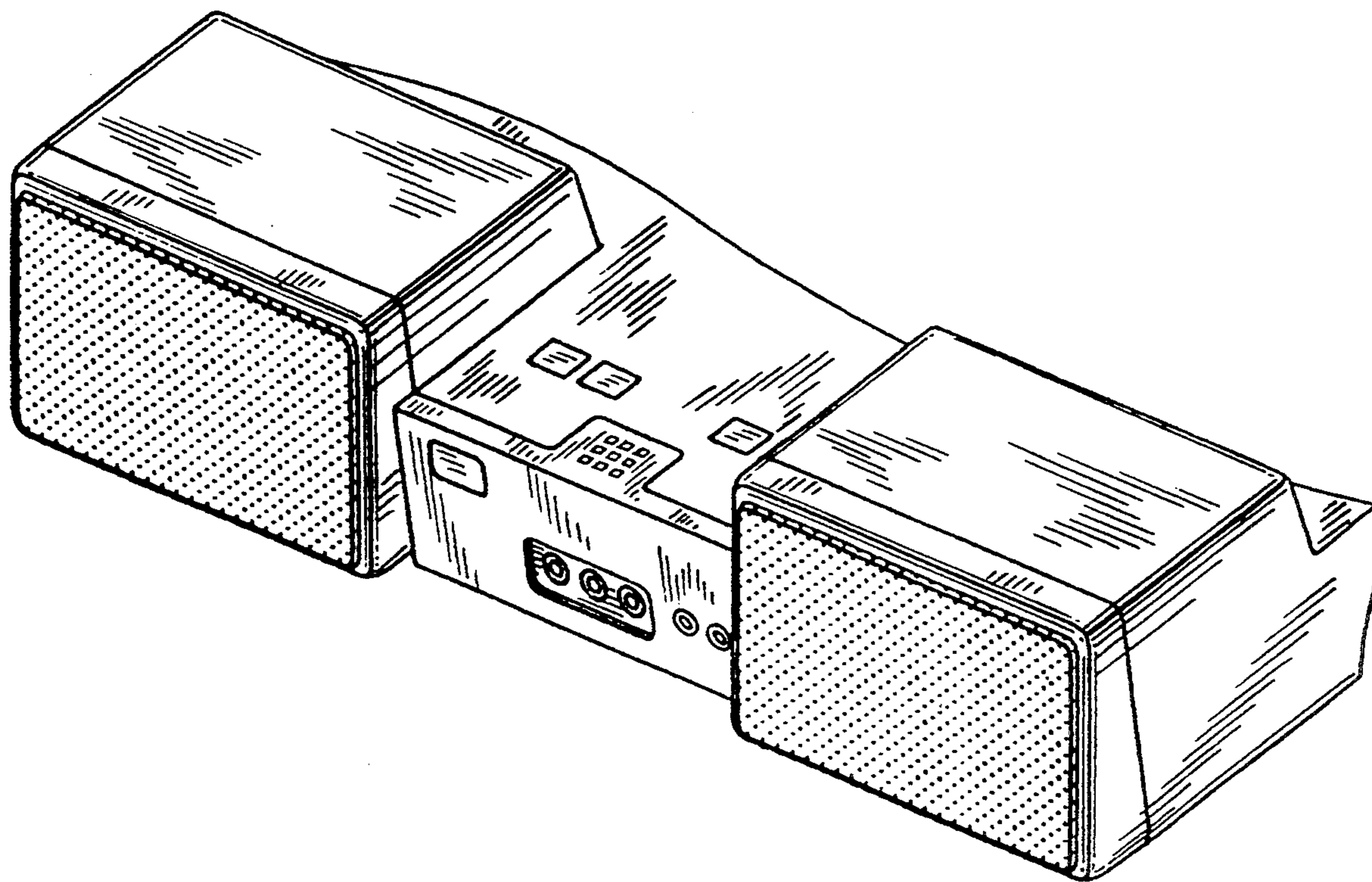
FIG. 3 is a rear elevational view thereof;

FIG. 4 is a left-side elevational view thereof;

FIG. 5 is a right-side elevational view thereof;

FIG. 6 is a top plan view thereof; and,

FIG. 7 is a bottom plan view thereof.



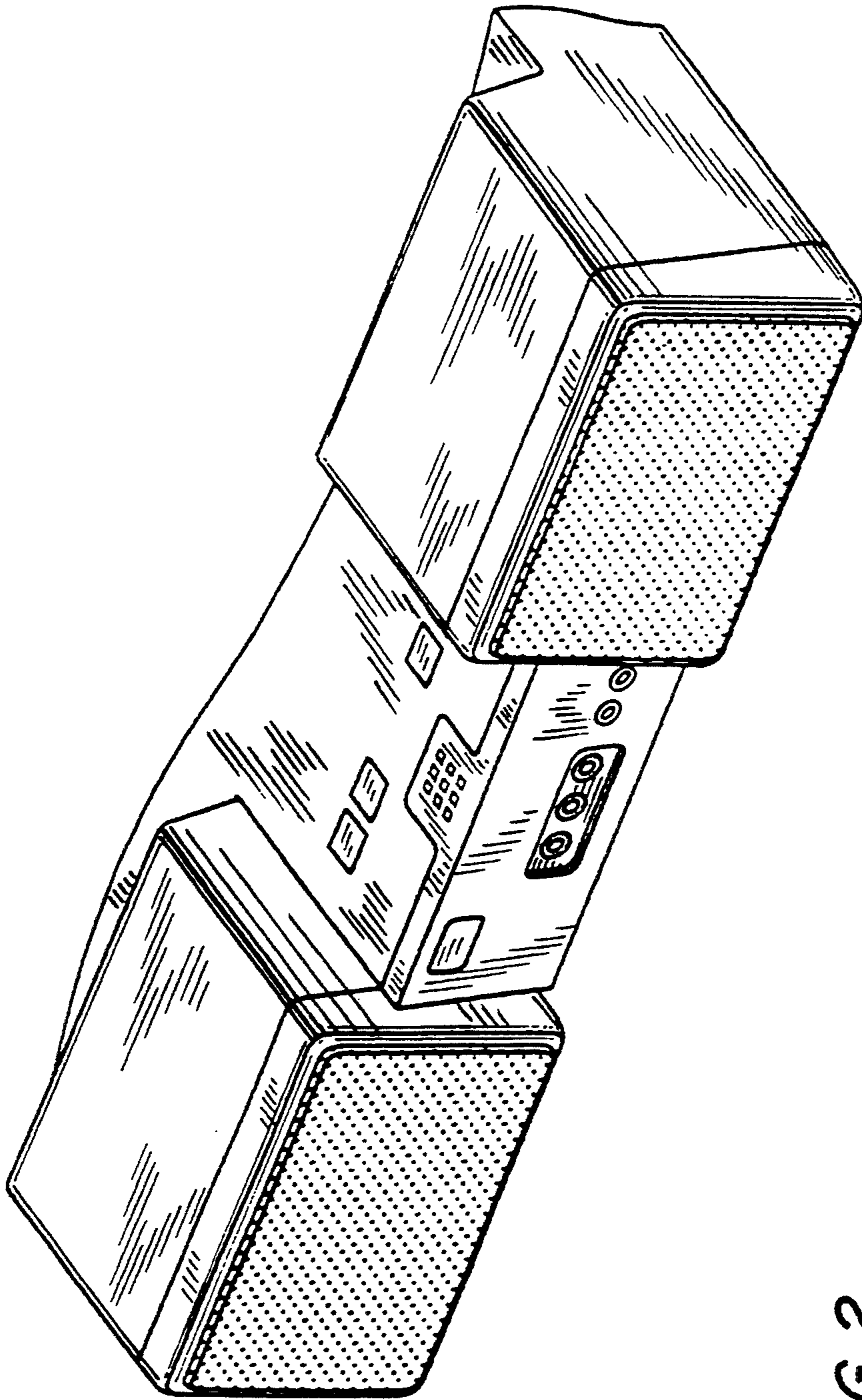


FIG. 1

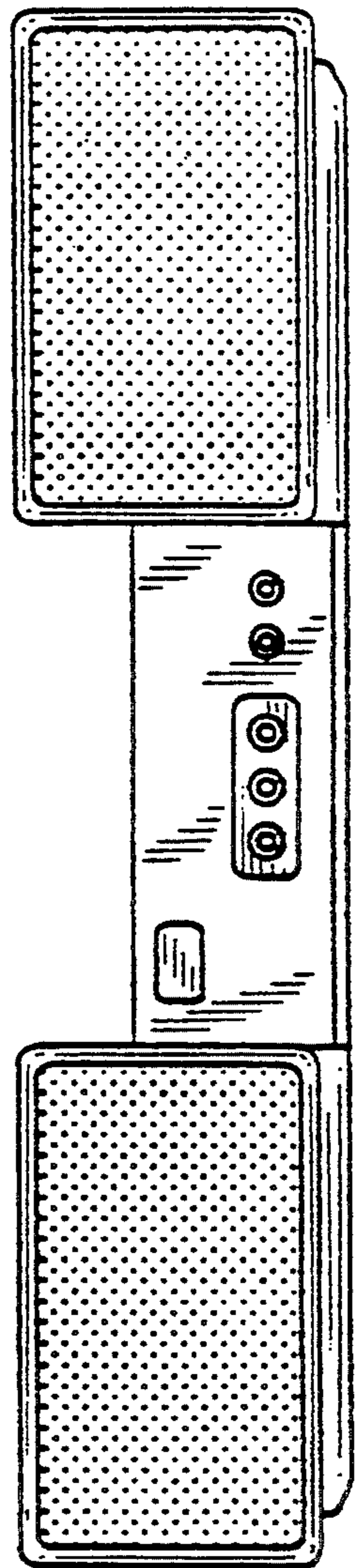


FIG. 2




FIG. 3




FIG. 4




FIG. 5

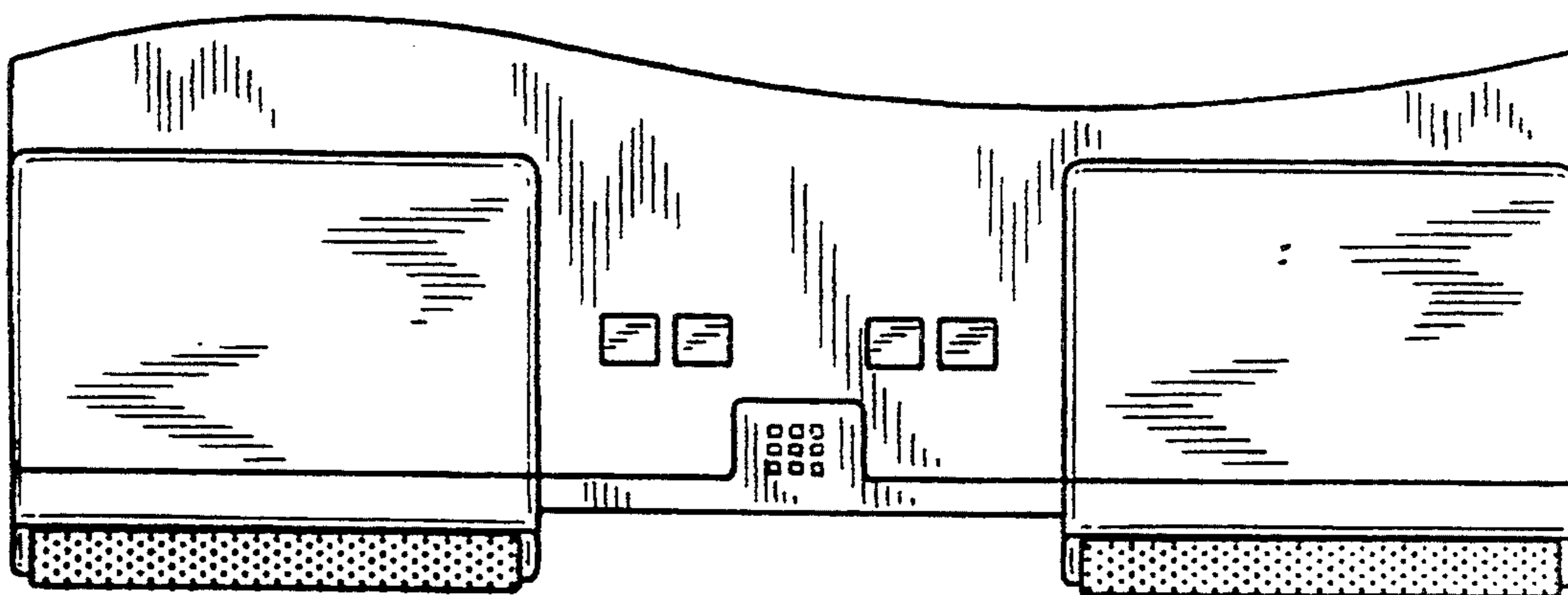


FIG. 6

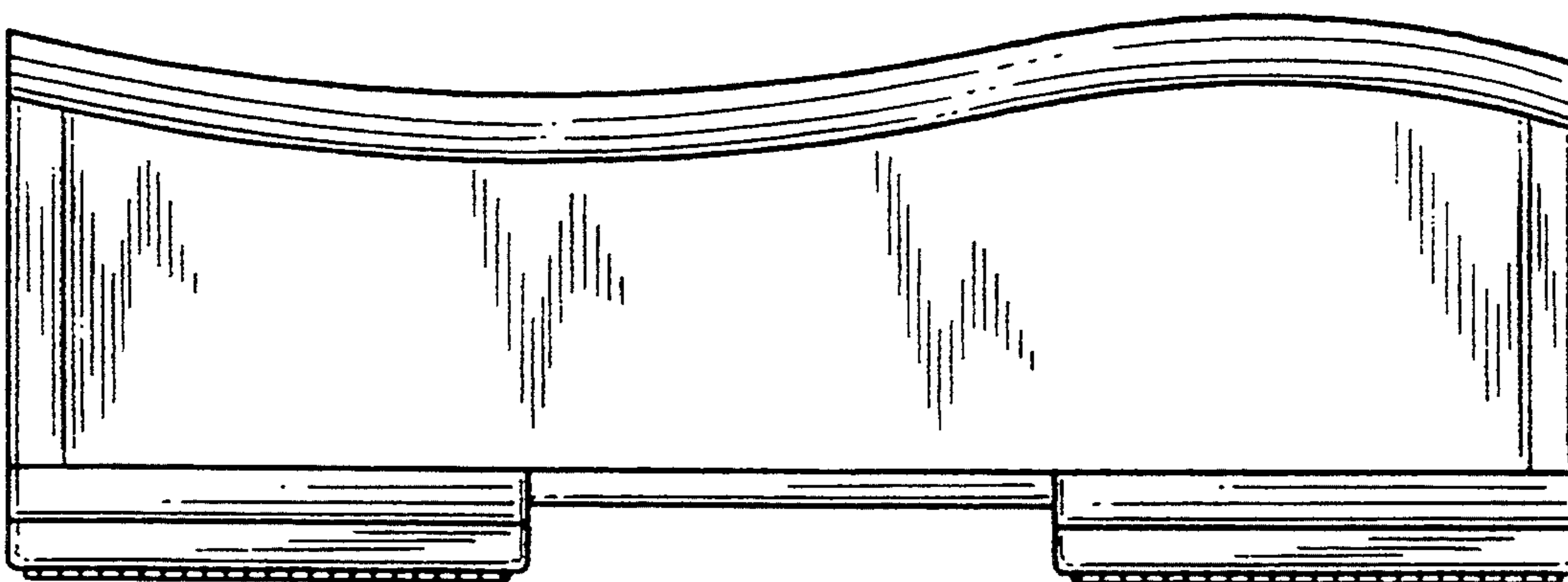


FIG. 7