



US00D359486S

United States Patent [19]

[11] Patent Number: **Des. 359,486**

Hong

[45] Date of Patent: **** Jun. 20, 1995**

[54] **VIDEO CASSETTE PLAYER**

[75] Inventor: **Sa Yoon Hong**, Seoul, Rep. of Korea

[73] Assignee: **Goldstar Co., Ltd.**, Seoul, Rep. of Korea

[**] Term: **14 Years**

[21] Appl. No.: **8,657**

[22] Filed: **May 24, 1993**

[30] **Foreign Application Priority Data**

Jan. 19, 1993 [KR] Rep. of Korea 762/1993

[52] U.S. Cl. **D14/135**; D14/136

[58] Field of Search D14/124, 135, 136, 156, D14/299

[56] **References Cited**

U.S. PATENT DOCUMENTS

- D. 296,208 6/1988 Yang D14/135
- D. 307,900 5/1990 Yang D14/135

- D. 313,799 1/1991 Shim D14/135
- D. 323,499 1/1992 Bang D14/135
- D. 339,122 9/1993 Shinohara et al. D14/135
- D. 348,457 7/1994 Cha D14/135

Primary Examiner—Theodore M. Shooman
Attorney, Agent, or Firm—Beveridge, DeGrandi, Weilacher & Young

[57] **CLAIM**

The ornamental design for a video cassette player, as shown.

DESCRIPTION

FIG. 1 is a top, front and right side perspective view of a video cassette player showing my new design;
 FIG. 2 is a top plan view thereof;
 FIG. 3 is a rear elevational view thereof;
 FIG. 4 is a front elevational view thereof;
 FIG. 5 is a right side elevational view thereof;
 FIG. 6 is a bottom plan view thereof; and,
 FIG. 7 is a left side elevational view thereof.

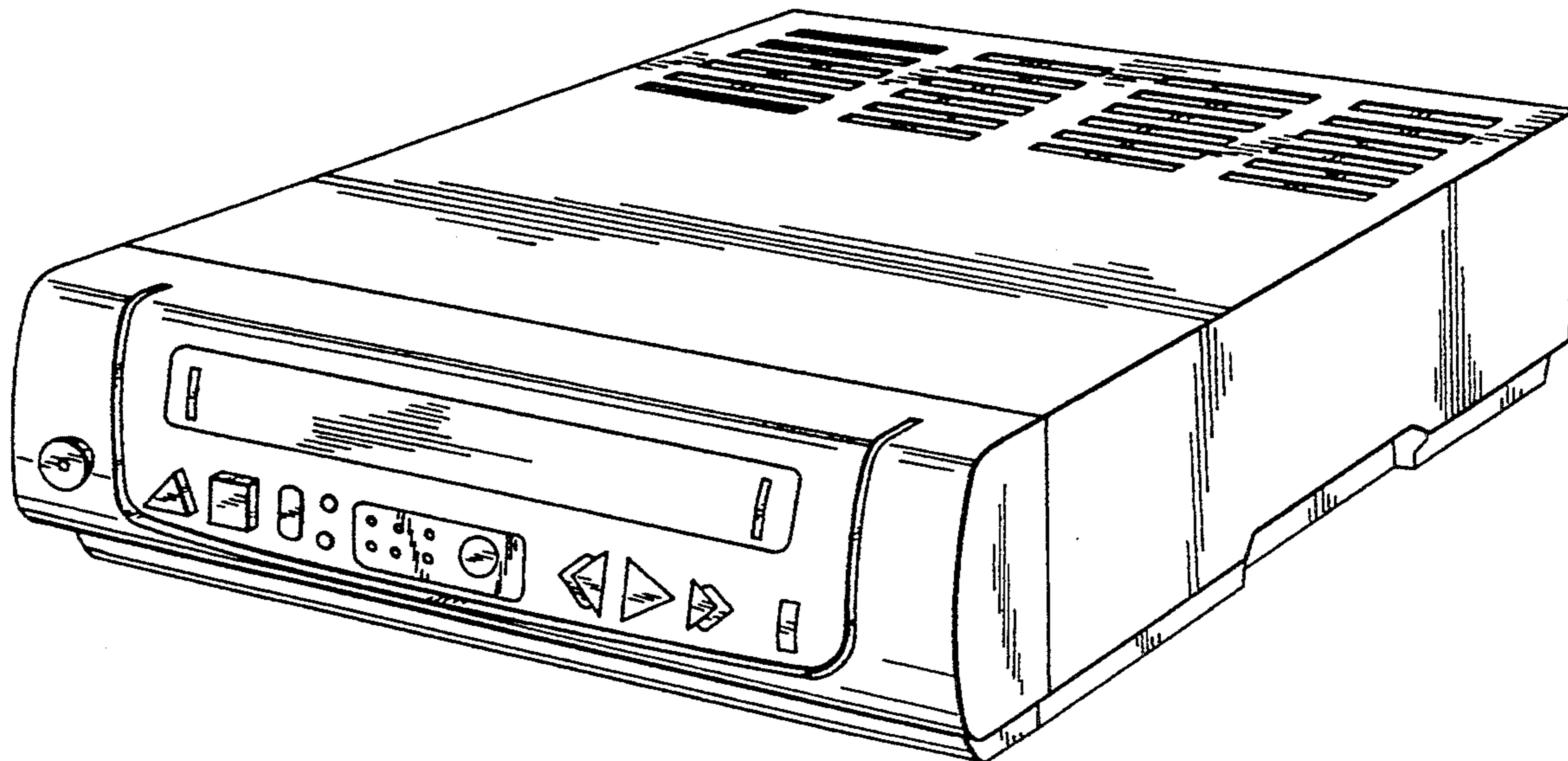


FIG. 1

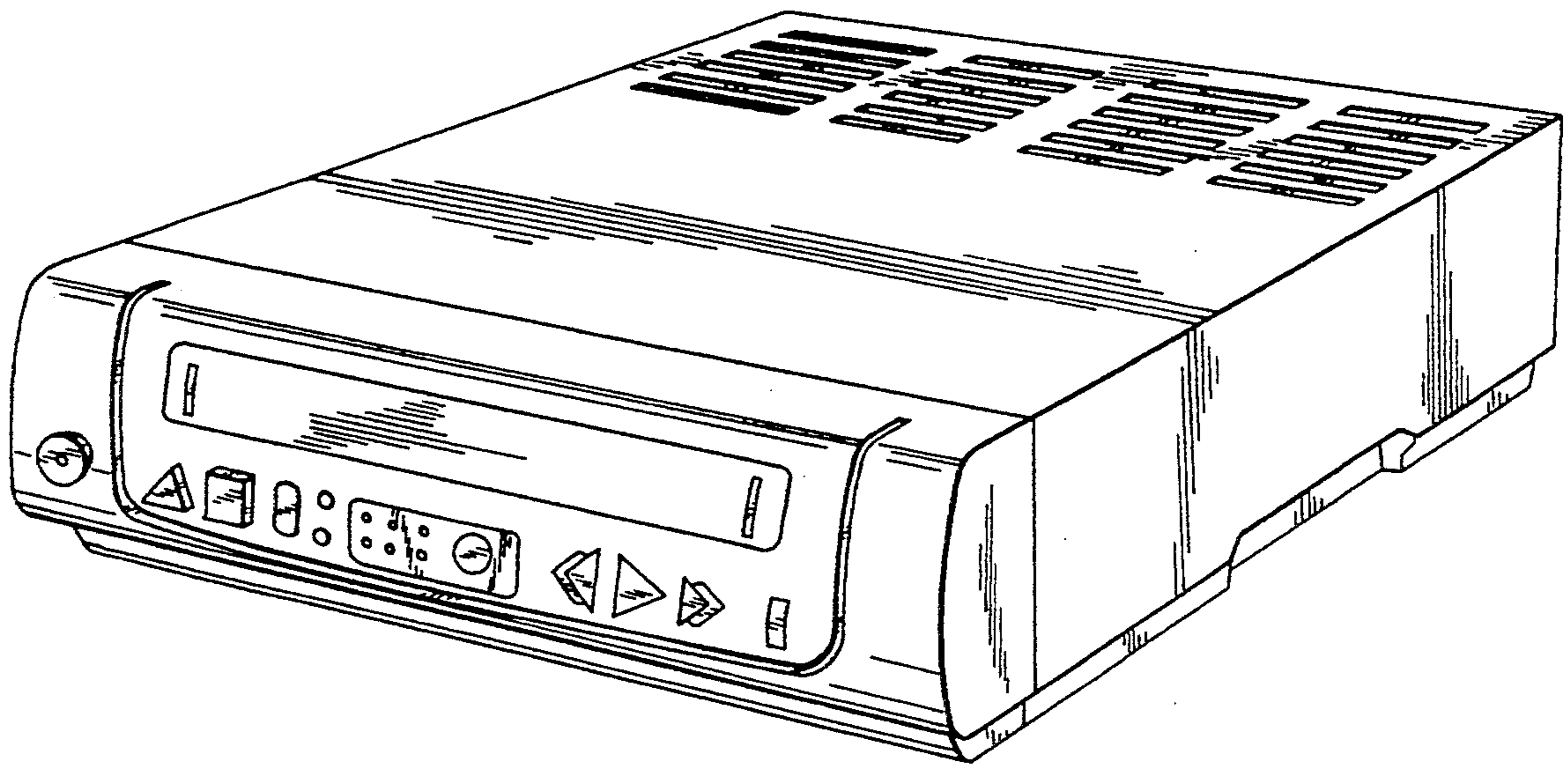


FIG. 2




FIG. 3

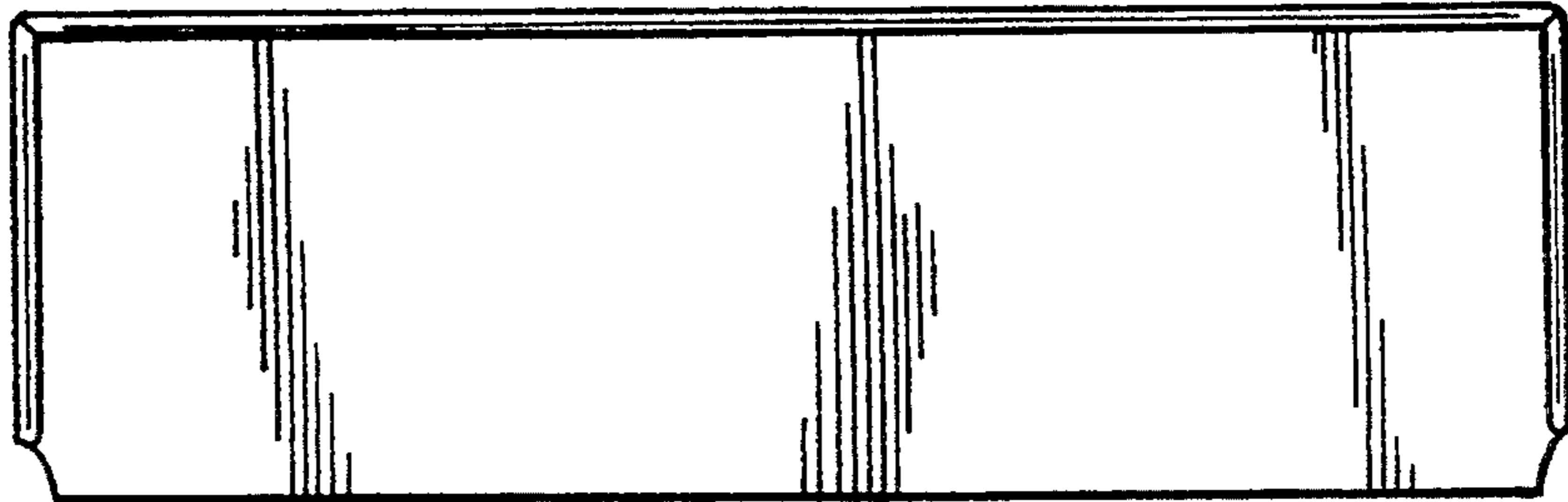


FIG. 4

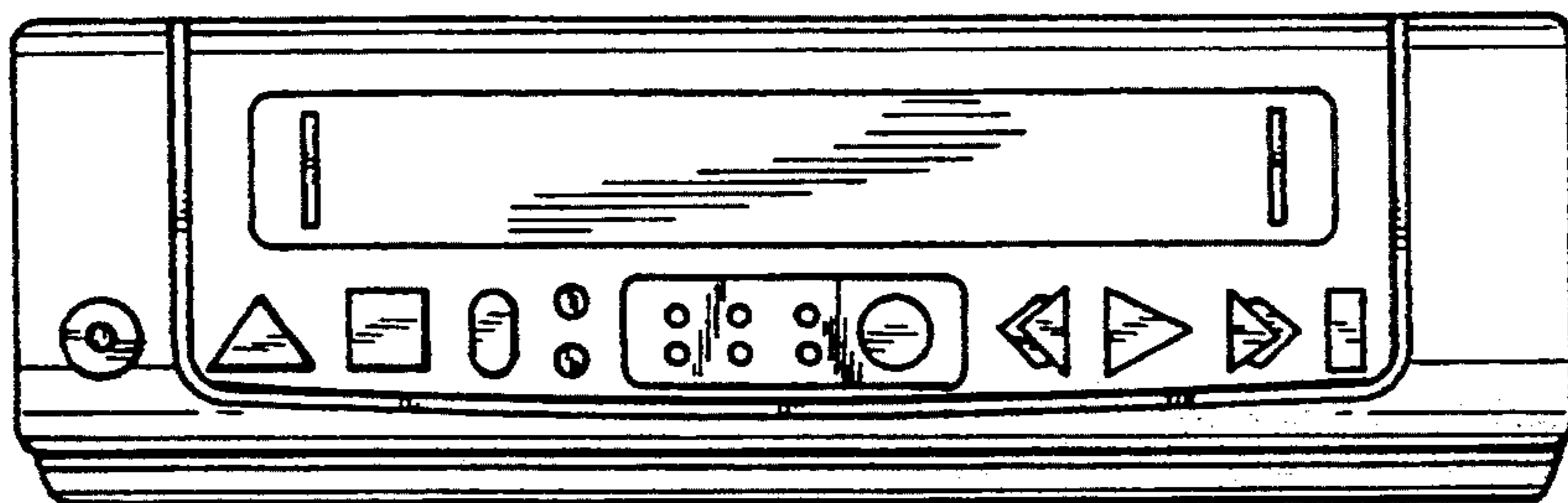


FIG. 5




FIG. 6




FIG. 7

