



US00D359450S

United States Patent [19]

[11] Patent Number: **Des. 359,450**

Thomas

[45] Date of Patent: **** Jun. 20, 1995**

[54] **SECURITY TAPE FOR DELIVERED PIZZA BOXES**

4,573,634 3/1986 Kohler et al. .

4,614,297 9/1986 Davis et al. .

4,917,288 4/1990 Heitel et al. .

[76] Inventor: **Elisabeth Thomas, 1520 Franklin St., Waterloo, Iowa 50703**

4,972,953 11/1990 Friedman et al. 229/102

5,328,661 7/1994 Taschner 206/807

[**] Term: **14 Years**

OTHER PUBLICATIONS

[21] Appl. No.: **22,665**

Brochure distributed by American Inverntors Corpora- tion approximately during Jun., 1993.

[22] Filed: **May 10, 1994**

Primary Examiner—Alan P. Douglas

Assistant Examiner—R. Spear

Related U.S. Application Data

[63] Continuation of Ser. No. 7,268, Apr. 21, 1993, aban- doned.

[52] U.S. Cl. **D9/434; D9/499**

[58] Field of Search **D5/63; D9/434-436, D9/452, 455, 499; D20/11, 42; 206/807, 813; 229/102, 902; 428/40, 915**

[57] CLAIM

The ornamental design for a security tape for delivered pizza boxes, as shown and described.

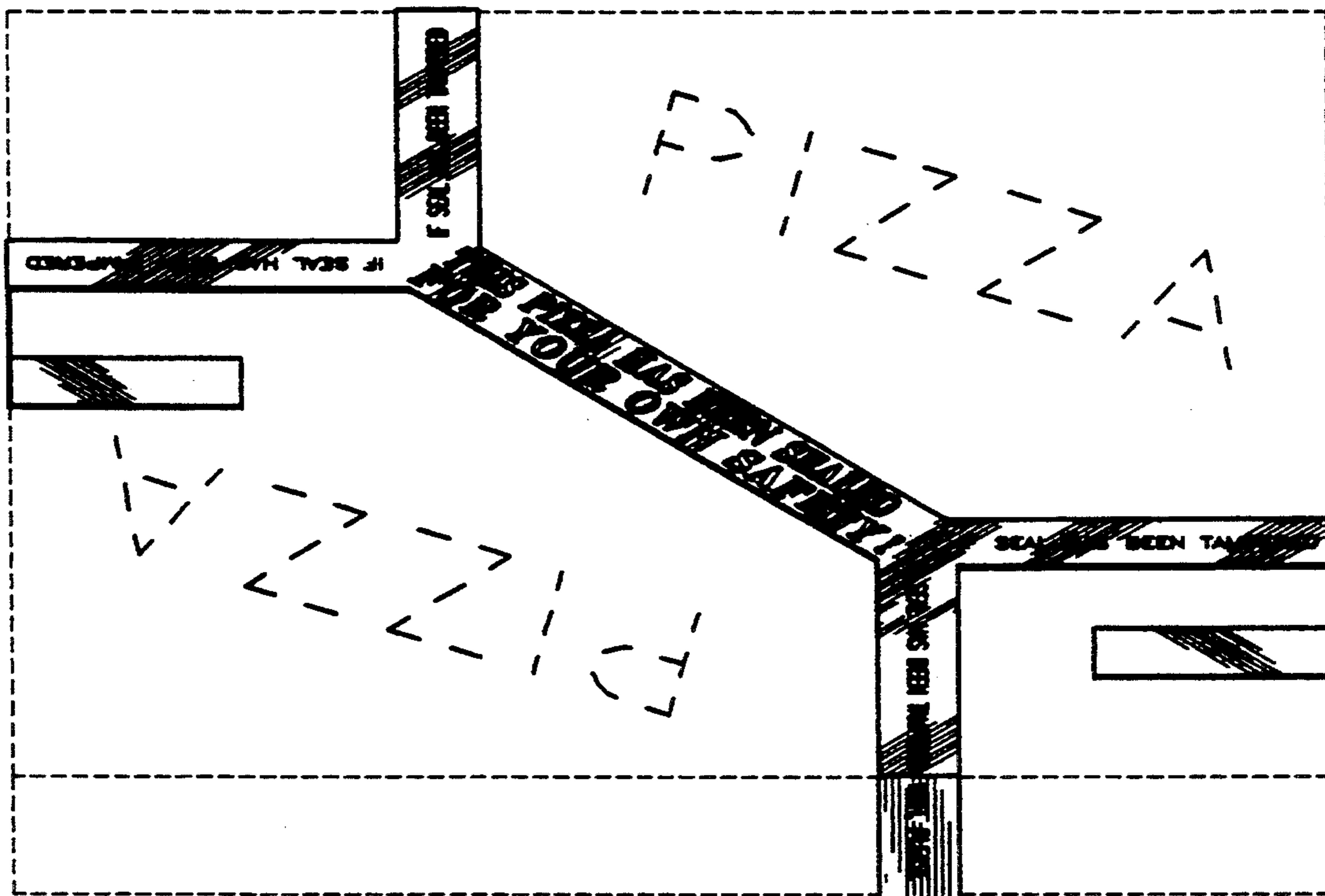
DESCRIPTION

[56] References Cited

U.S. PATENT DOCUMENTS

- D. 342,283 12/1993 McGill D20/11
- 2,013,299 9/1935 Byrne 229/102
- 3,315,387 4/1967 Heuser D20/11 X
- 4,434,896 3/1984 Beloate et al. .
- 4,508,226 4/1985 Davis et al. .

FIG. 1 is a front elevational view of the security tape for delivered pizza boxes showing my new design; FIG. 2 is a rear elevational view thereof; FIG. 3 is a left side elevational view thereof; FIG. 4 is a right side elevational view thereof; FIG. 5 is a top plan view thereof; FIG. 6 is a bottom plan view thereof; and, FIG. 7 is a perspective view showing a use thereof, the broken line showing of a box is for illustrative purposes only and forms no part of the claimed design.



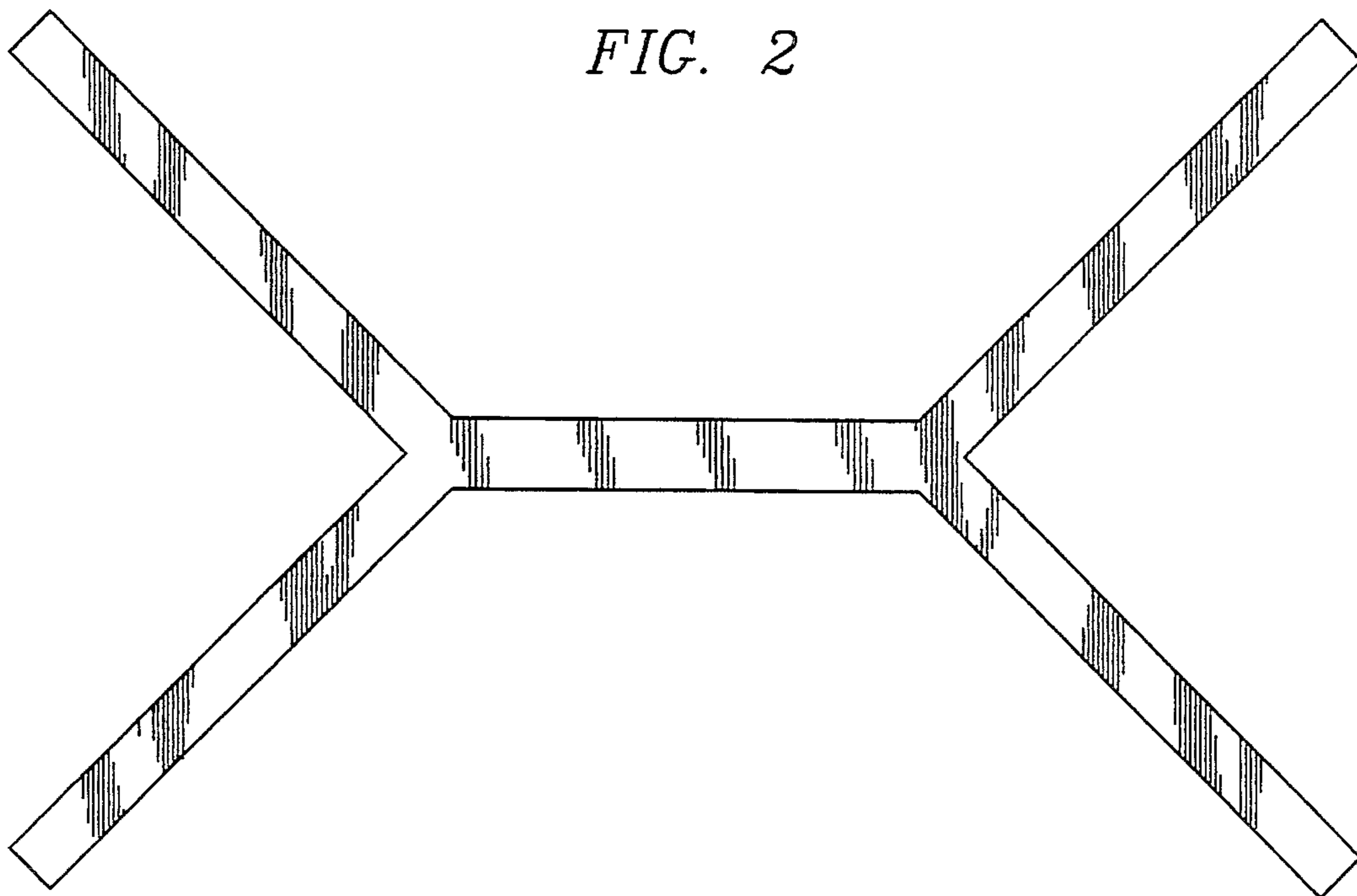
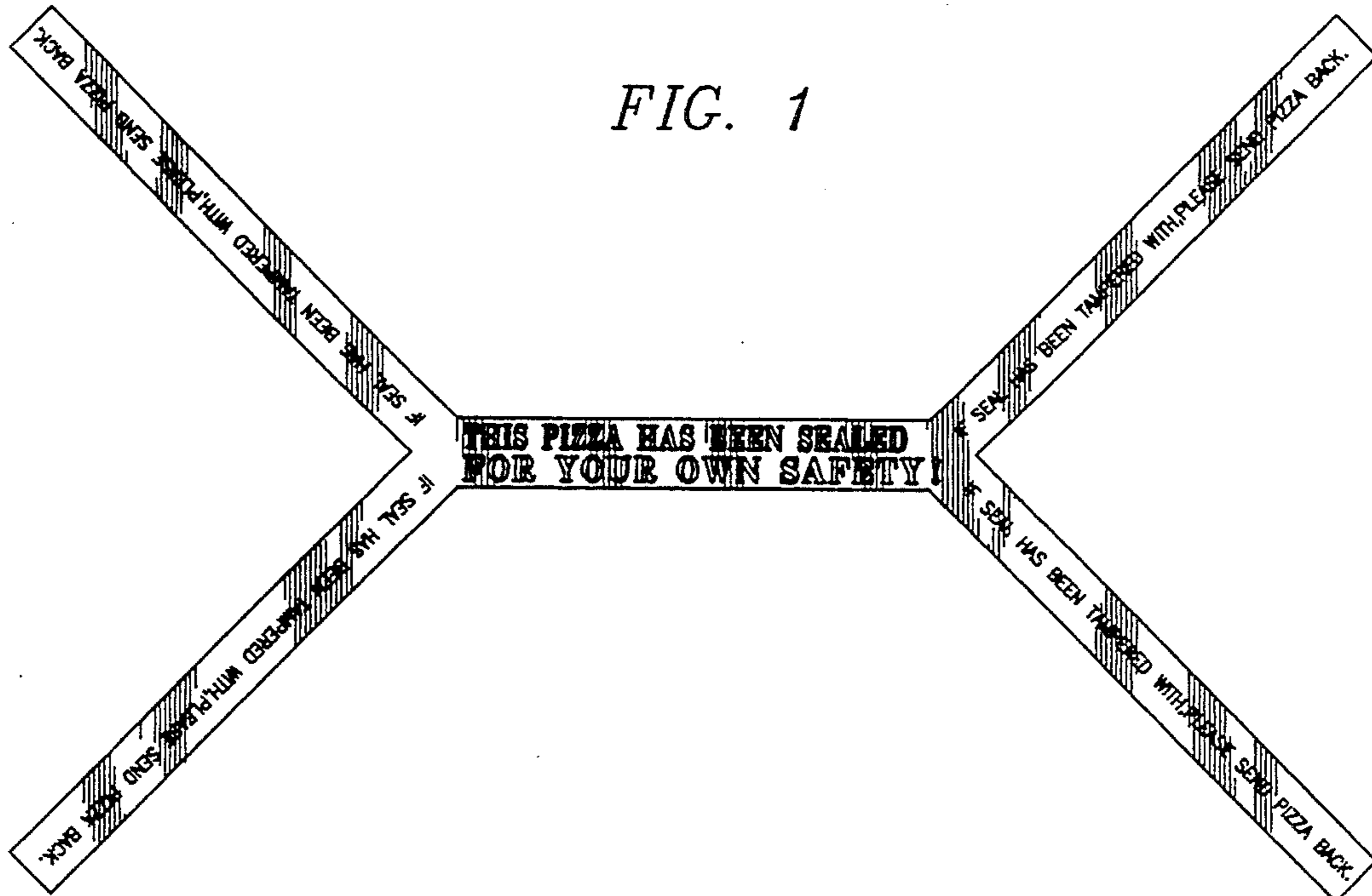


FIG. 3



FIG. 4



FIG. 5



FIG. 6



FIG. 7

