



US00D359439S

United States Patent [19]

[11] Patent Number: **Des. 359,439**

Osbern

[45] Date of Patent: **** Jun. 20, 1995**

[54] **LIGHTAND HOLSTER HOLDER**

4,691,396 9/1987 Hoffman .
5,111,545 5/1992 Krozal 5/503.1

[76] Inventor: **James L. Osbern**, 6400 N. Hope,
Kansas City, Mo. 64151

OTHER PUBLICATIONS

Montrose Supply, May 1977, p. 164 timing bar located
at bottom left corner of page.

[**] Term: **14 Years**

Primary Examiner—James M. Gandy
Assistant Examiner—Holly Baynham
Attorney, Agent, or Firm—Burd Bartz & Gutenkauf

[21] Appl. No.: **25,358**

[22] Filed: **Jun. 30, 1994**

[52] U.S. Cl. **D8/354**

[58] Field of Search D8/354, 349, 366;
248/309.1, 215, 224.1, 224.2-224.4, 225.1,
205.1, 231.4, 229, 499, 300, 475.1, 200, 351;
5/503.1; 224/911, 253; D20/40-41

[57] CLAIM

The ornamental design for a light and holster holder, as
shown and described.

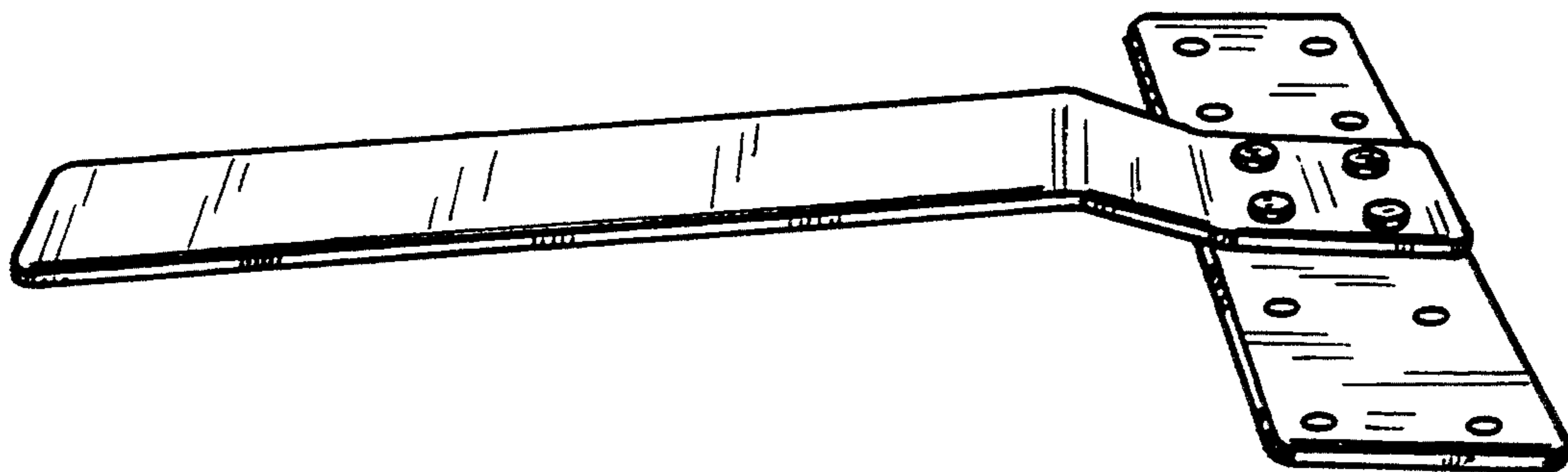
[56] References Cited

DESCRIPTION

U.S. PATENT DOCUMENTS

1,216,730 2/1917 Quiggle 248/215 X
1,803,817 5/1931 Tremellen 248/300
2,530,892 11/1950 Mayo 248/224.3 X
4,466,148 8/1984 Jones .
4,483,501 11/1984 Eddy .
4,521,930 6/1985 Henson .

FIG. 1 is a perspective view of the light and holster
holder showing my new design;
FIG. 2 is a top plan view thereof;
FIG. 3 is a left end view thereof;
FIG. 4 is a right end view thereof;
FIG. 5 is a side elevational view thereof, the opposite
side being a mirror image thereof; and,
FIG. 6 is a bottom plan view thereof.



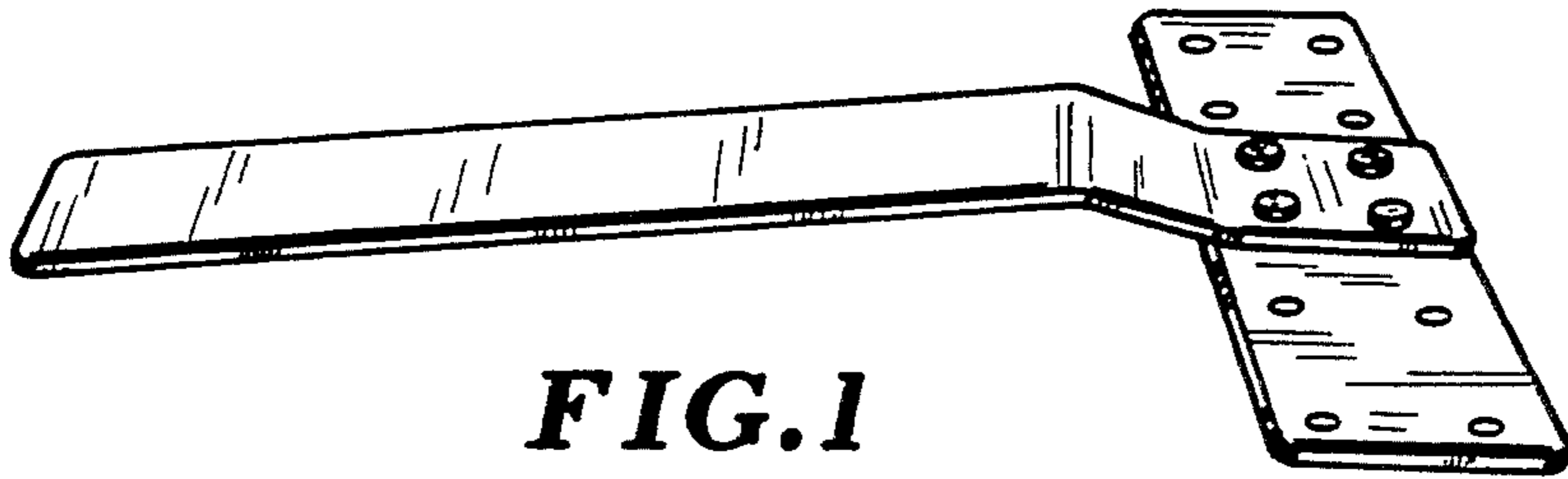


FIG. 1

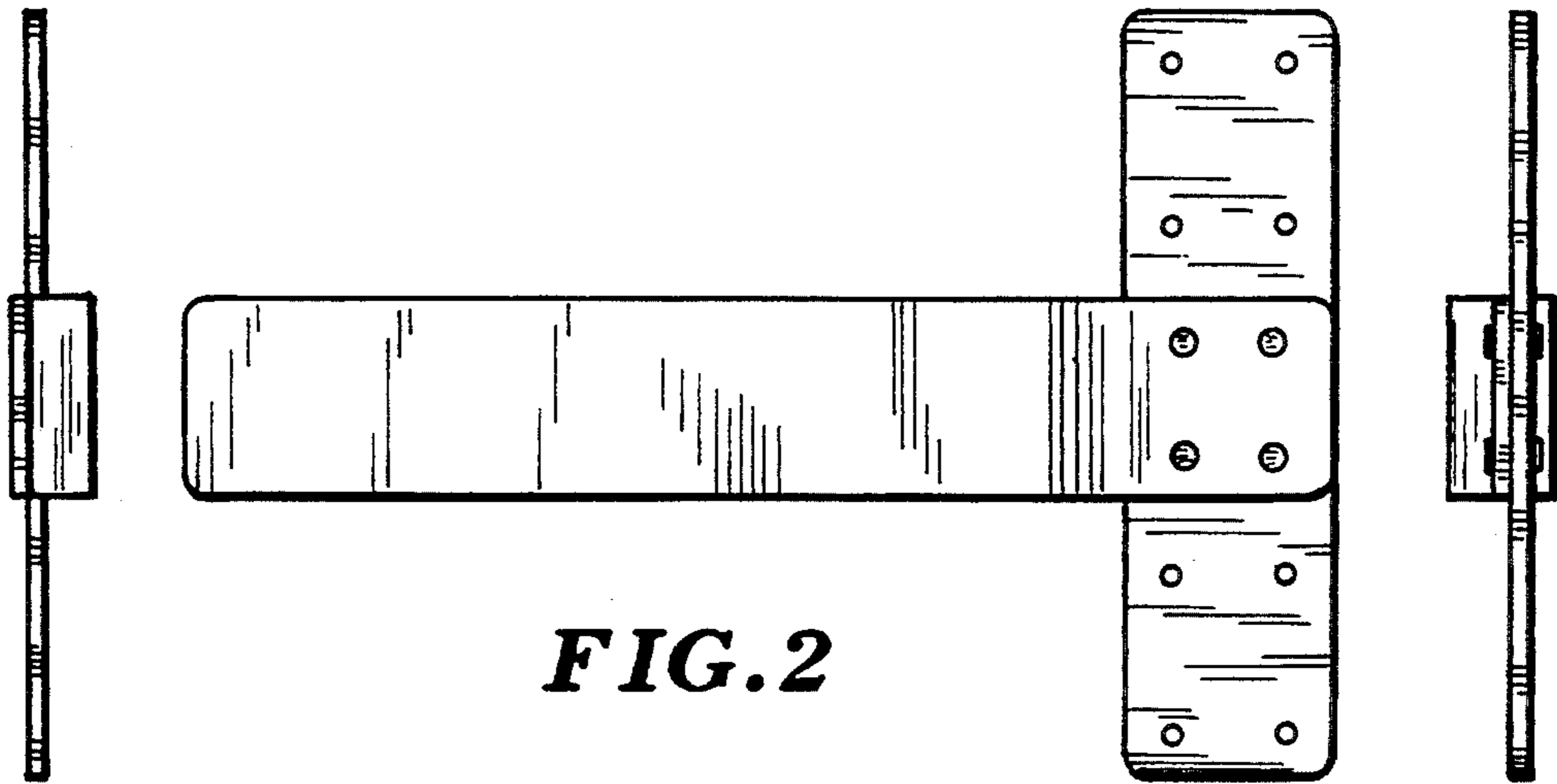


FIG. 2



FIG. 3



FIG. 4




FIG. 5

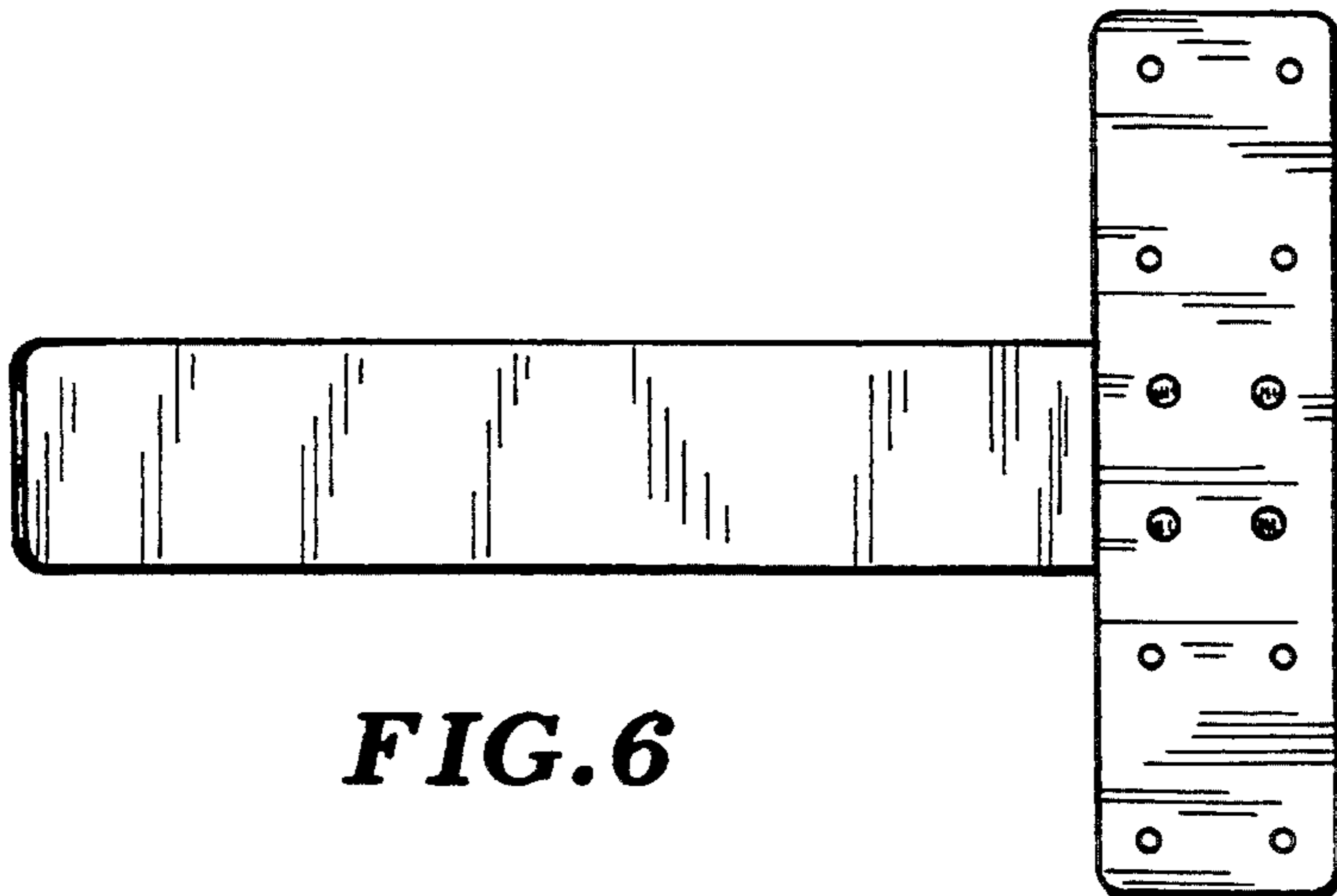


FIG. 6