



US00D359418S

United States Patent [19]

[11] Patent Number: **Des. 359,418**

Sicard et al.

[45] Date of Patent: **** Jun. 20, 1995**

- [54] **SHRIMP TRAY** 5,346,070 9/1994 McSpadden 220/575 X
- [75] Inventors: **Paul Sicard**, Pierrefonds, Canada;
Martin Riesen, Plant City, Fla.
- [73] Assignee: **Fishery Products International Limited**, Canada
- [**] Term: **14 Years**
- [21] Appl. No.: **15,552**
- [22] Filed: **Nov. 19, 1993**
- [52] U.S. Cl. **D7/553; D7/554; D7/555; D7/551; D7/549**
- [58] Field of Search **D7/504, 543, 545, 551, D7/546, 549, 550, 551, 553, 554, 555, 587; 220/574, 575, 771; 227/2.5 R; 206/557**

- [56] **References Cited**
- U.S. PATENT DOCUMENTS**
- D. 113,856 3/1939 Smith D7/587
- D. 201,760 7/1965 Arnold D7/554
- D. 231,424 4/1974 Bridges et al. D7/554
- D. 251,652 4/1979 Molloy D7/554
- D. 335,940 5/1993 McGrath et al. D7/553 X
- D. 342,646 12/1993 Sicard et al. D7/551 X
- D. 352,368 11/1994 Gryzcek D7/550 X

FOREIGN PATENT DOCUMENTS

397802 5/1909 France D7/n
0001428 of 1911 United Kingdom 220/575

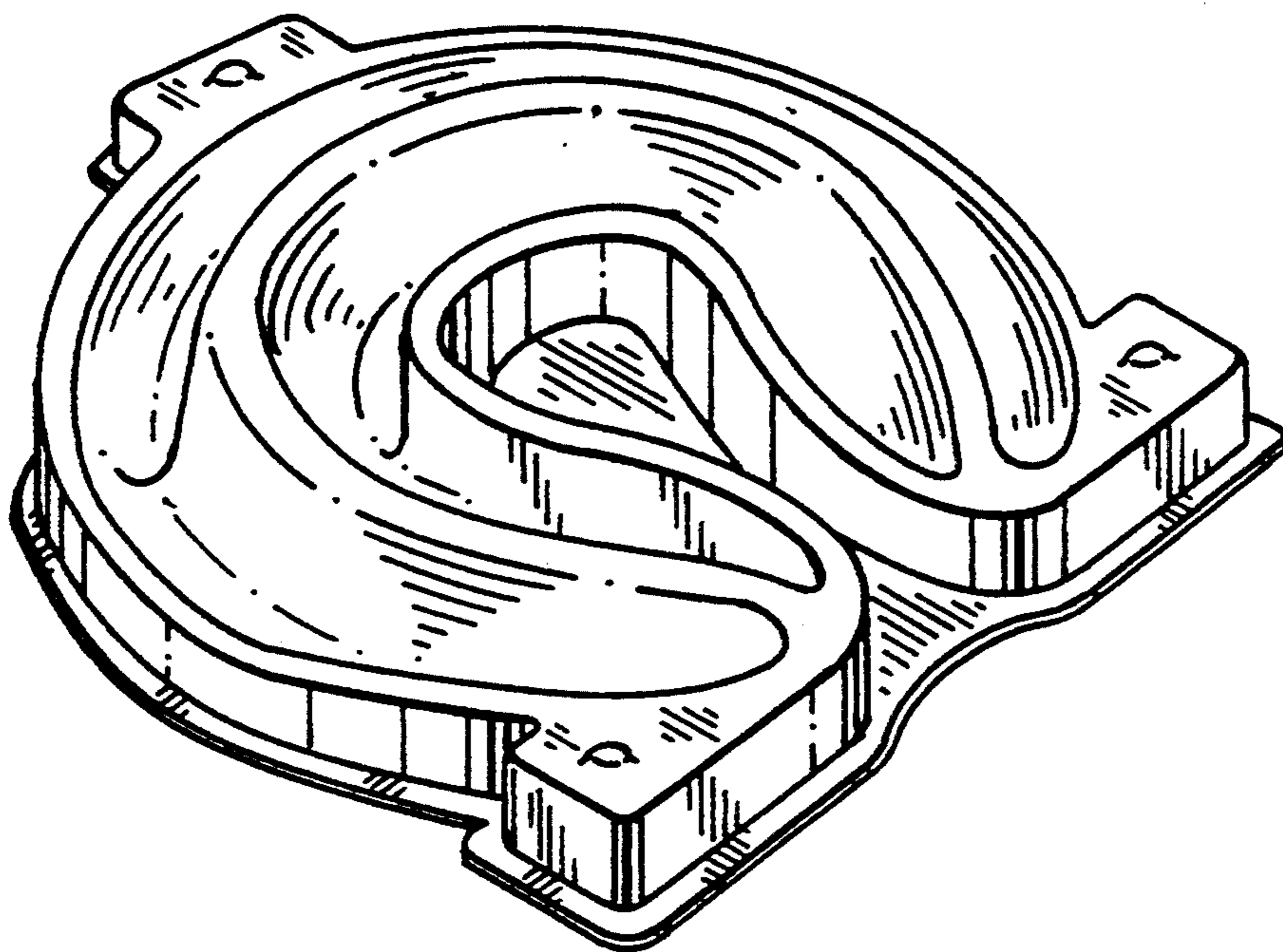
Primary Examiner—Alan P. Douglas
Assistant Examiner—M. N. Pandozzi
Attorney, Agent, or Firm—Leonard Bloom

[57] **CLAIM**

The ornamental design for a shrimp tray, as shown and described.

DESCRIPTION

FIG. 1 is a perspective view from the rear left side and above a shrimp tray showing our new design;
FIG. 2 is a top plan view thereof;
FIG. 3 is a bottom plan view thereof;
FIG. 4 is a front elevation view thereof;
FIG. 5 is a rear elevation view thereof;
FIG. 6 is a left side elevation view thereof (the right side elevation being a mirror image thereof);
FIG. 7 is a section view taken along line 7—7 in FIG. 2; and,
FIG. 8 is a cross-section view taken along line 8—8 in FIG. 2.



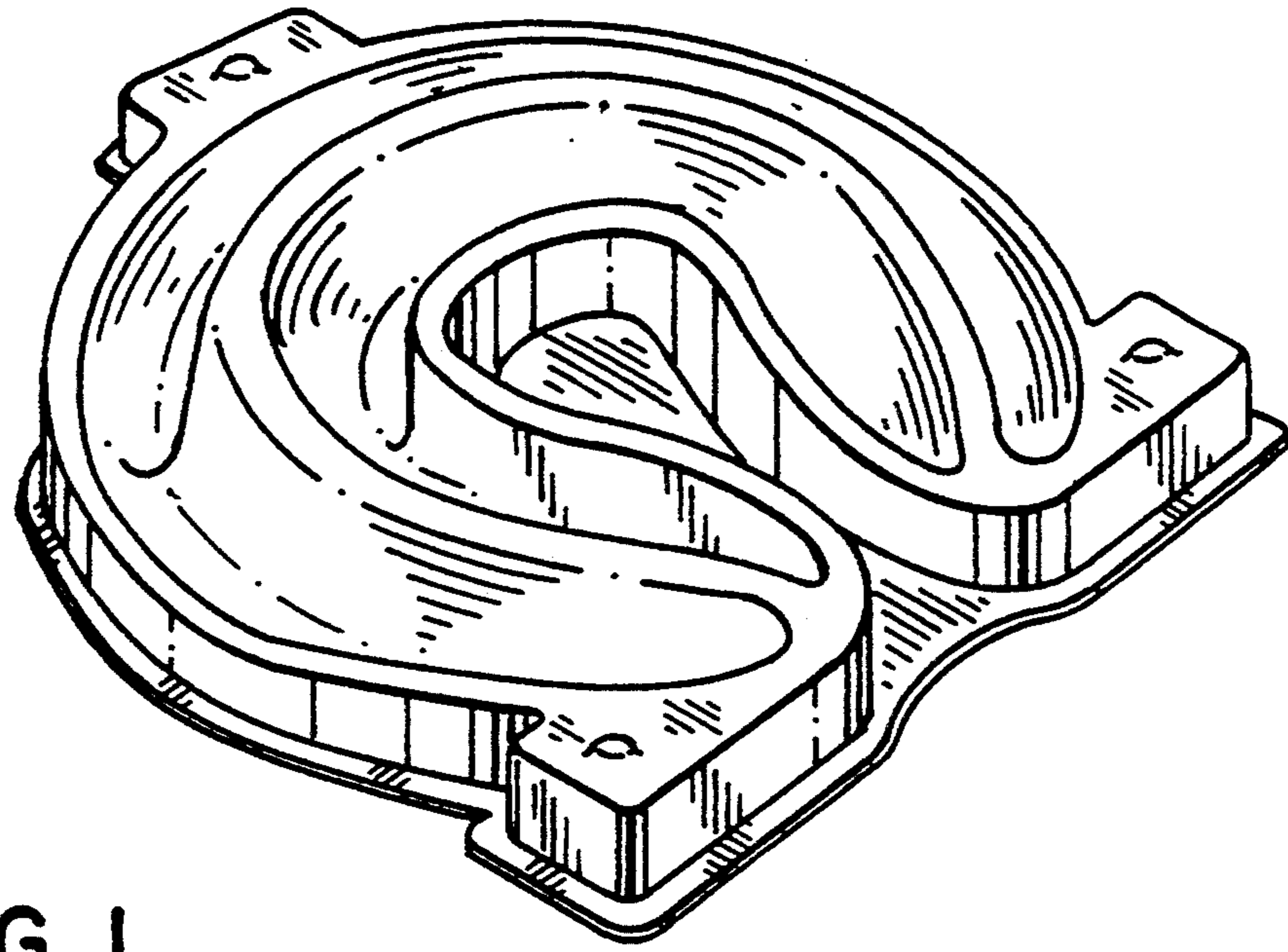


FIG. 1

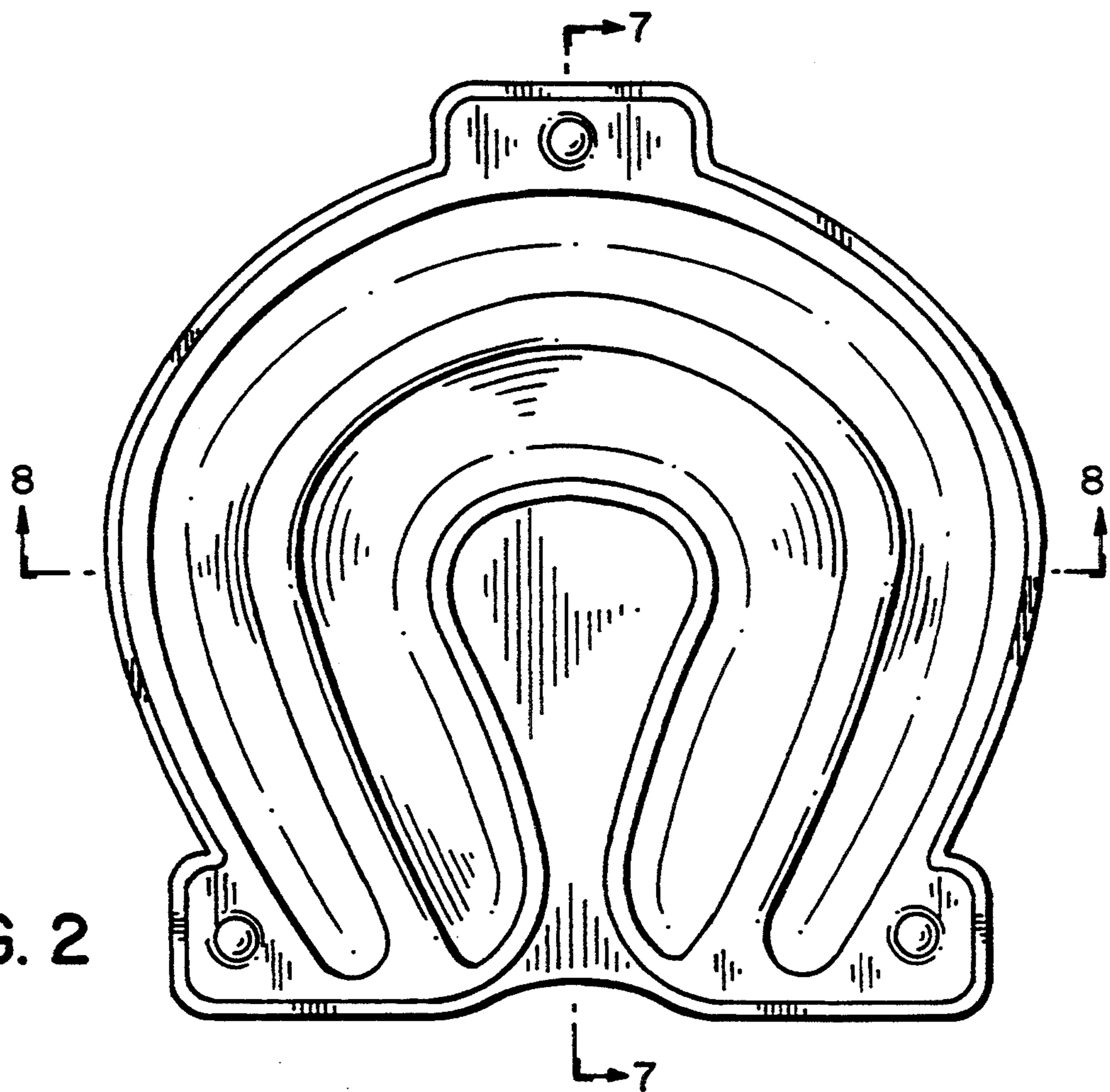


FIG. 2




FIG. 3




FIG. 4



FIG. 5

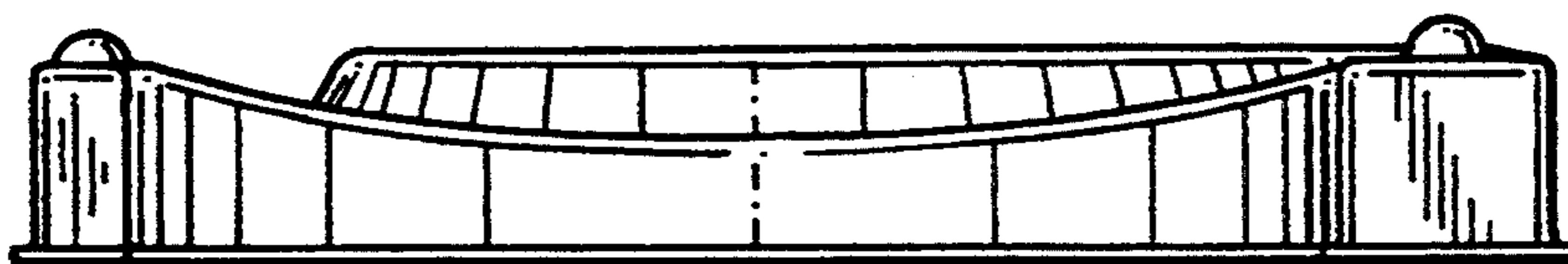


FIG. 6

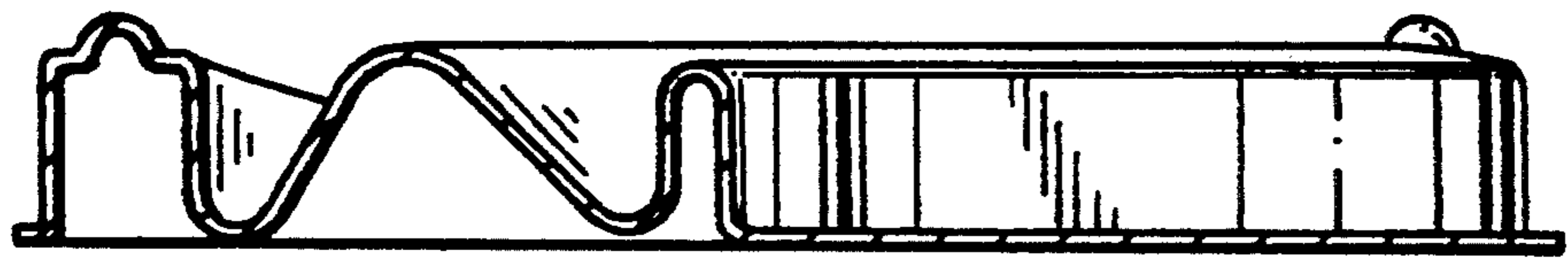


FIG. 7




FIG. 8