



US00D359411S

# United States Patent [19]

[11] Patent Number: **Des. 359,411**

Wade

[45] Date of Patent: **\*\* Jun. 20, 1995**

[54] **COMBINED FITTED LOUNGE CHAIR COVER, FACE CLOTH AND TOTE BAG**

### OTHER PUBLICATIONS

The Tote 'N Towel towel and tote bag, sold prior to Sep. 7, 1993.

[76] Inventor: **LaRee Wade**, 8615C SW. Curry Dr., Wilsonville, Oreg. 97070

*Primary Examiner*—Lisa P. Lichtenstein  
*Attorney, Agent, or Firm*—Klarquist Sparkman Campbell Leigh & Whinston

[\*\*] Term: **14 Years**

### [57] CLAIM

[21] Appl. No.: **12,748**

The ornamental design for a combined fitted lounge chair cover, face cloth and tote bag, as shown and described.

[22] Filed: **Sep. 7, 1993**

### DESCRIPTION

[52] U.S. Cl. .... **D6/610; D3/233**

[58] Field of Search ..... **D6/610, 595, 596; D3/233; 297/229, 228.1; 383/4; 150/158**

FIG. 1 is a perspective view of a combined fitted lounge chair cover, face cloth and tote bag shown in use, the broken-line showing of a lounge chair being for illustrative purposes only and forming no part of the claimed design;

### [56] References Cited

#### U.S. PATENT DOCUMENTS

4,273,380	6/1981	Silvestri .....	5/417
4,518,198	5/1985	Daniels .....	297/229
4,536,028	8/1985	Jones et al. ....	297/224
4,553,785	11/1985	Duke, Jr. et al. ....	297/229
4,671,568	6/1987	Greer .....	297/229
4,725,094	2/1988	Greer .....	297/229
4,773,708	9/1988	Nastu .....	297/423.36
4,793,012	12/1988	LaPorte .....	383/4
4,844,540	7/1989	Pegram .....	297/229
4,877,288	10/1989	Lee .....	297/229
4,892,353	1/1990	Goddard .....	D6/611

FIG. 2 is a greatly enlarged perspective view of the cover of FIG. 1 when stored in the transport pouch portion with the drawstring closure pulled tight;

FIG. 3 is an enlarged top plan view of the cover of FIG. 1 in a fully extended, flat position;

FIG. 4 is an enlarged left side elevational view thereof; FIG. 5 is an enlarged right side elevational view thereof;

FIG. 6 is an enlarged bottom plan view thereof;

FIG. 7 is an enlarged head-end elevational view thereof; and,

FIG. 8 is an enlarged foot-end elevational view thereof.

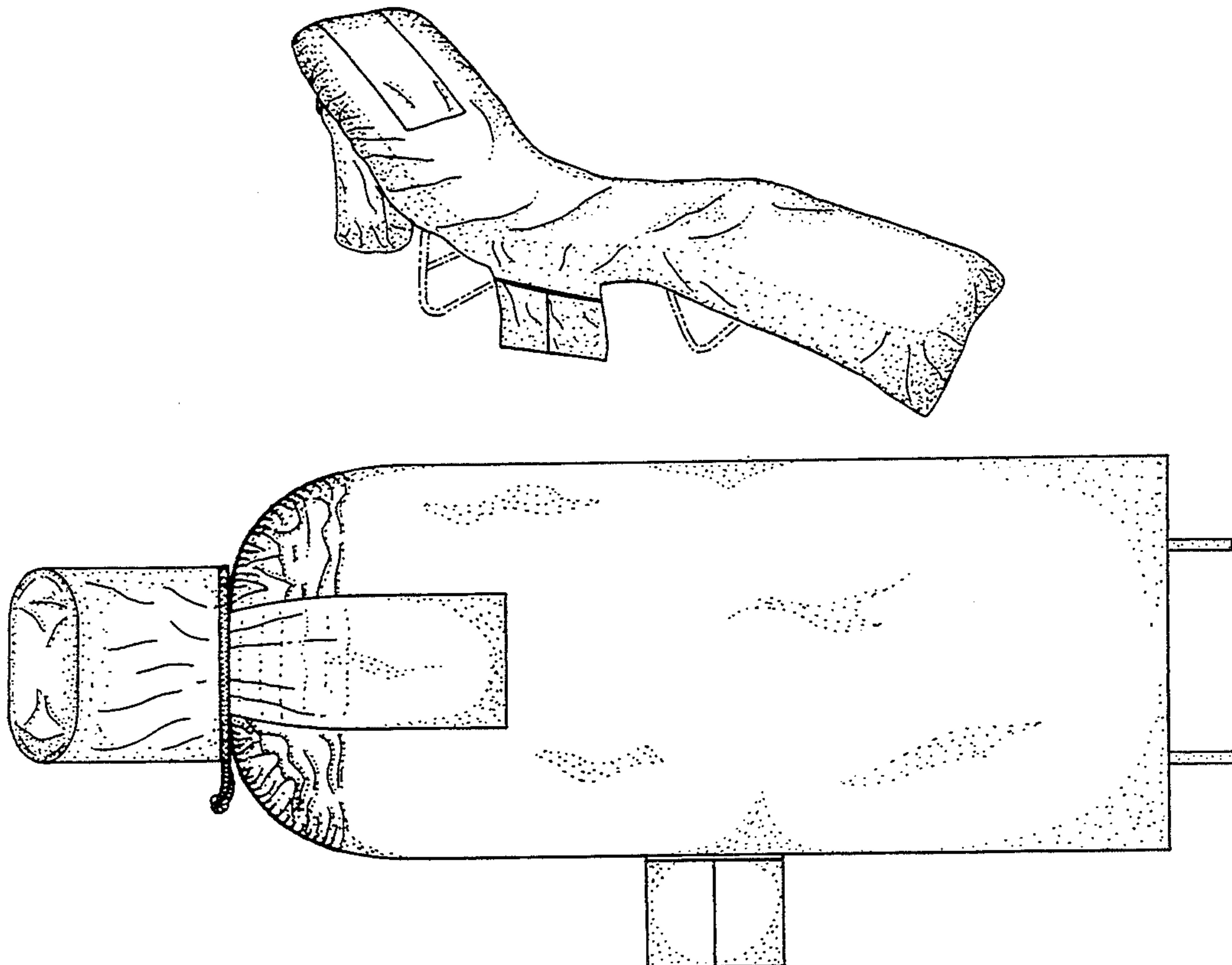


FIG. 1

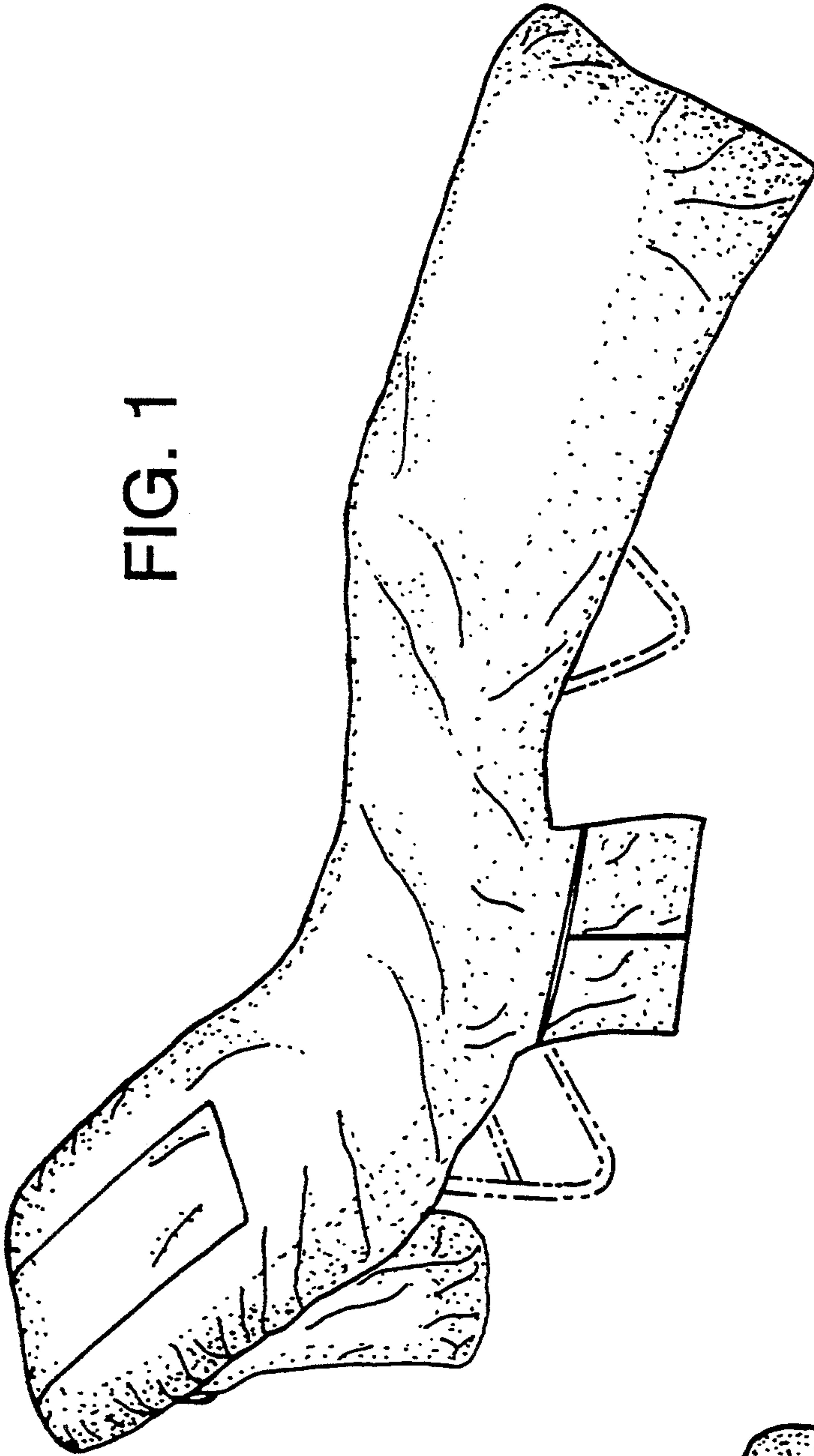
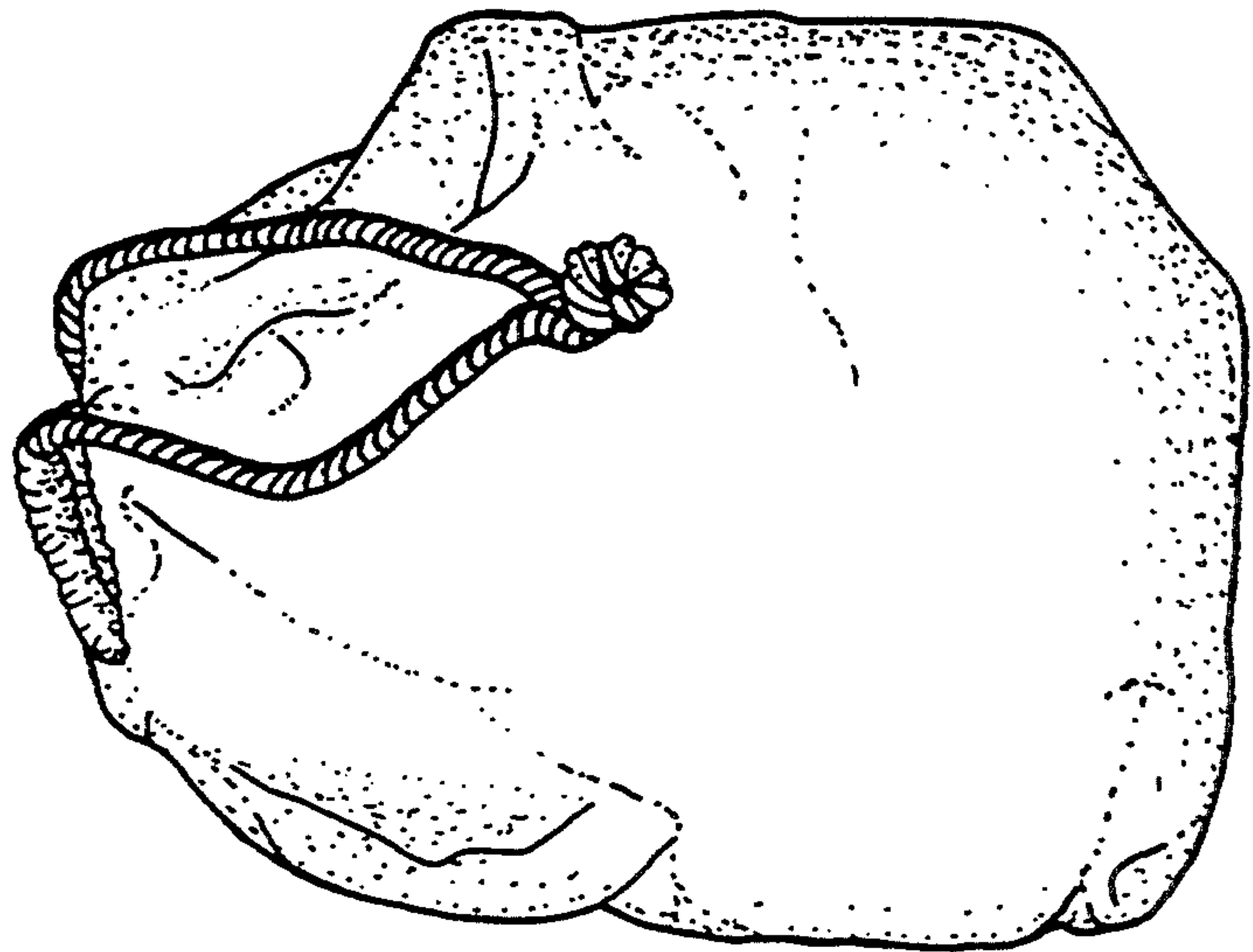


FIG. 2



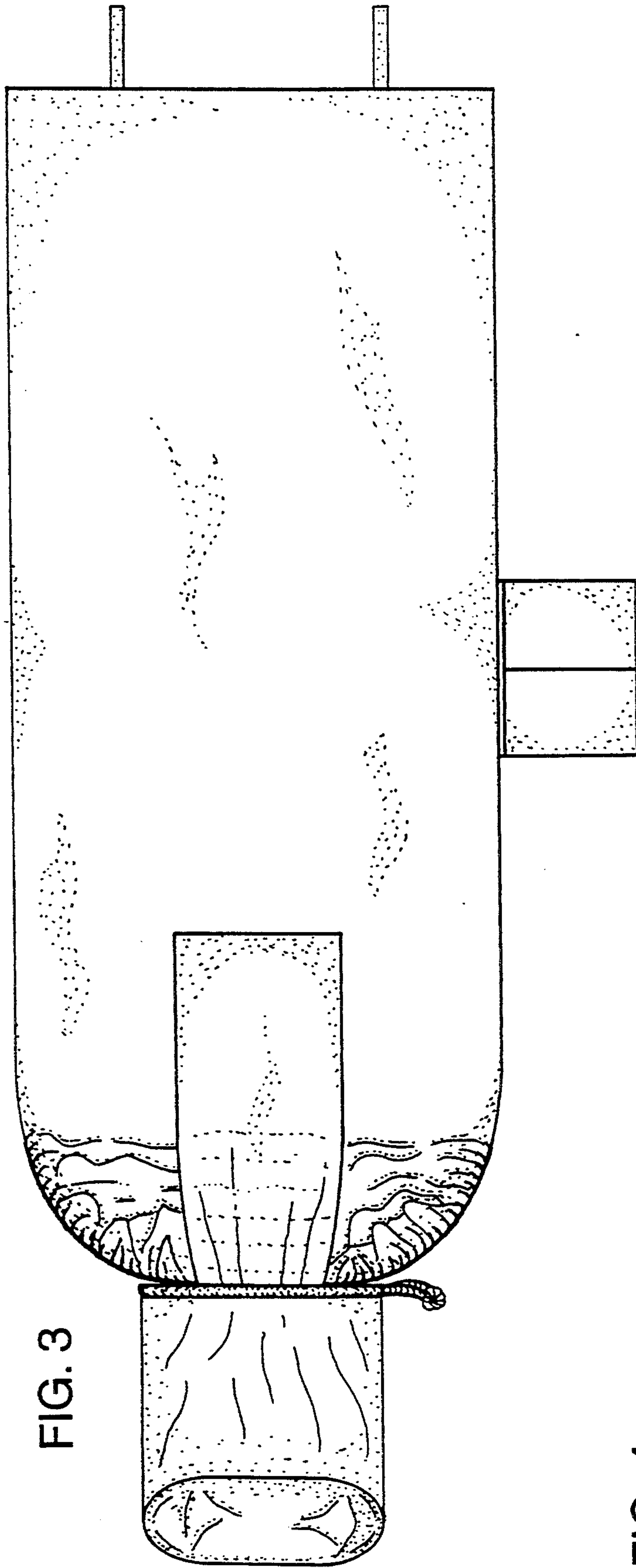


FIG. 3

FIG. 4

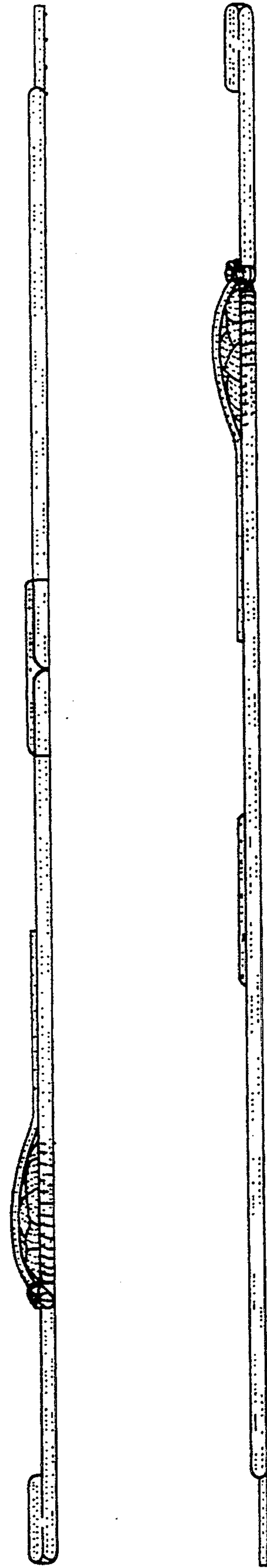


FIG. 5



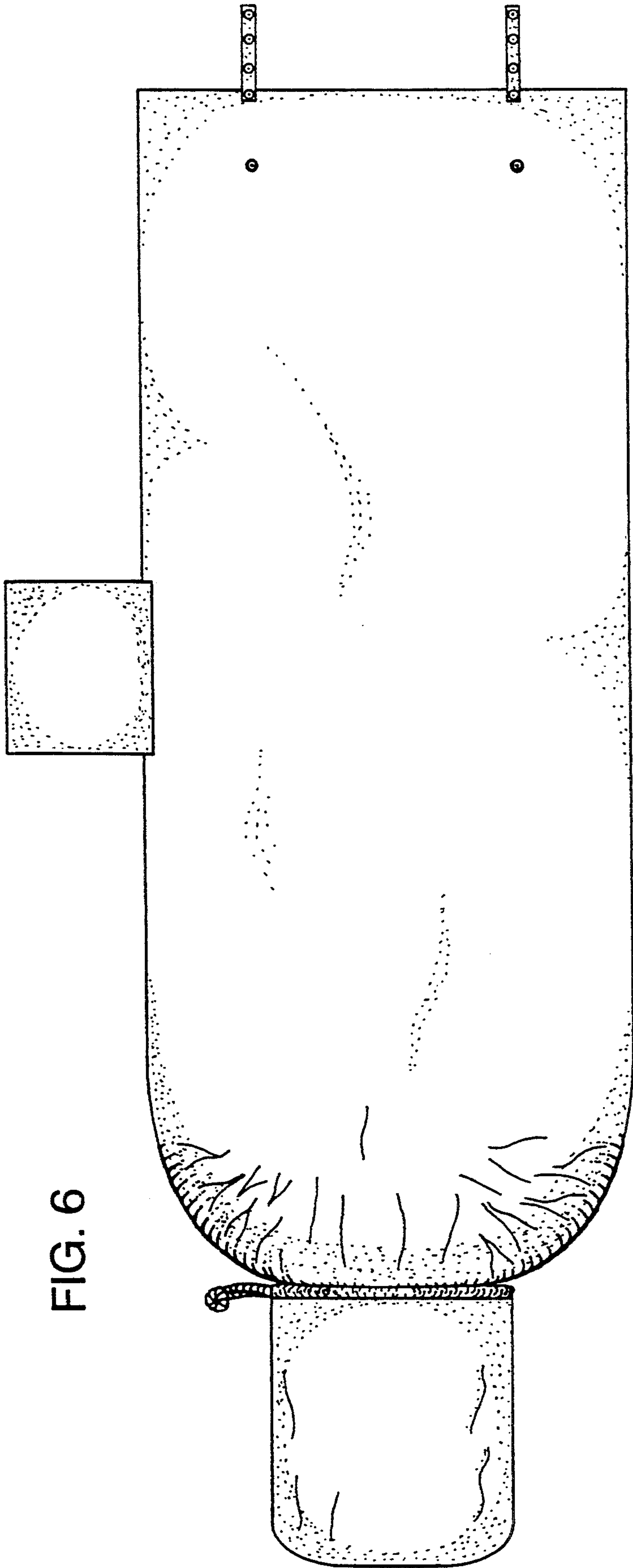


FIG. 6



FIG. 8

FIG. 7