



US00D359402S

# United States Patent [19]

[11] Patent Number: **Des. 359,402**

Tisbo et al.

[45] Date of Patent: **\*\* Jun. 20, 1995**

[54] STORAGE LOCKER

[75] Inventors: **Thomas A. Tisbo**, Barrington;  
**Stephen P. Whitehead**, Elgin; **Lyle A. Rosine**, Aurora, all of Ill.

[73] Assignee: **Suncast Corporation**, Batavia, Ill.

[\*\*] Term: **14 Years**

[21] Appl. No.: **8,579**

[22] Filed: **May 18, 1993**

[52] U.S. Cl. .... **D6/434**

[58] Field of Search ..... **D6/432-448;**  
312/204, 206, 283, 215

[56] **References Cited**

**U.S. PATENT DOCUMENTS**

- D. 100,213 6/1936 Johnson ..... D6/432
- D. 180,171 4/1957 Band ..... D6/445
- D. 205,951 10/1966 Band ..... D6/445

- D. 225,922 1/1973 Rosenberg ..... D6/445
- D. 278,957 5/1985 Flötotto ..... D6/432
- D. 283,182 4/1986 Marshall ..... D6/432
- D. 293,863 1/1988 Chester ..... D6/445
- D. 352,660 11/1994 Stribiak ..... D6/432 X

*Primary Examiner*—Carmen H. Vales-Lado  
*Attorney, Agent, or Firm*—McHale & Slavin

[57] **CLAIM**

The ornamental design for a storage locker, as shown and described.

**DESCRIPTION**

FIG. 1 is a front view of the storage locker showing the new design;

FIG. 2 is a right side view thereof;

FIG. 3 is a left side view thereof;

FIG. 4 is a rear view thereof;

FIG. 5 is a top view thereof;

FIG. 6 is a bottom view thereof; and,

FIG. 7 is a perspective view thereof.




FIG. 4




FIG. 3

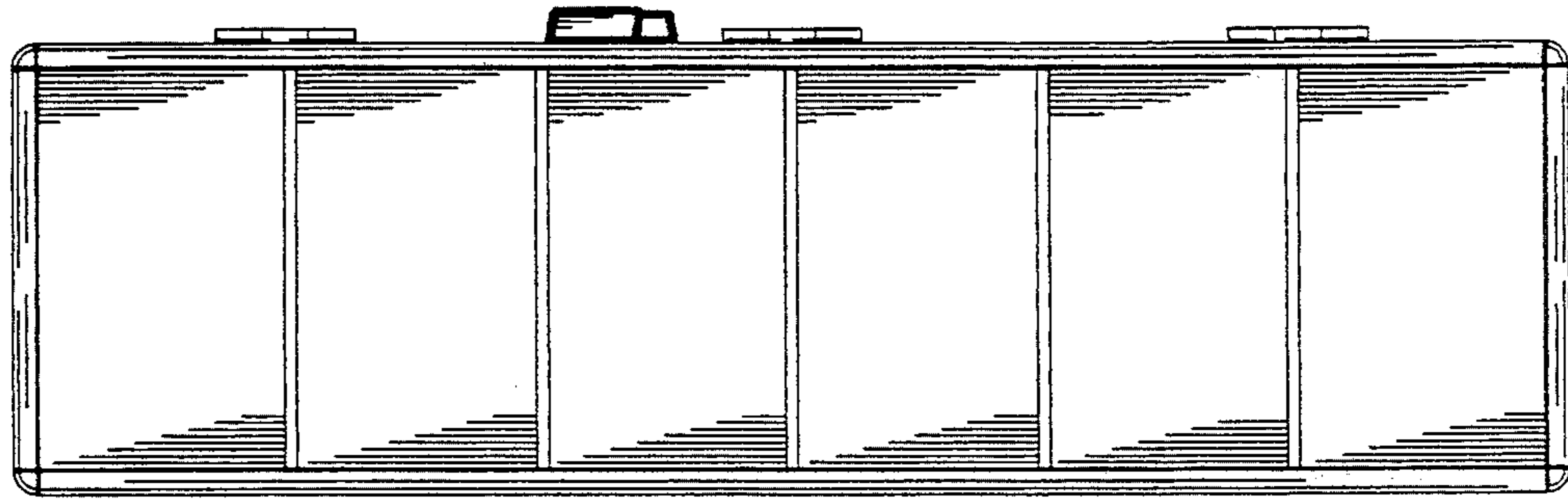


FIG. 2

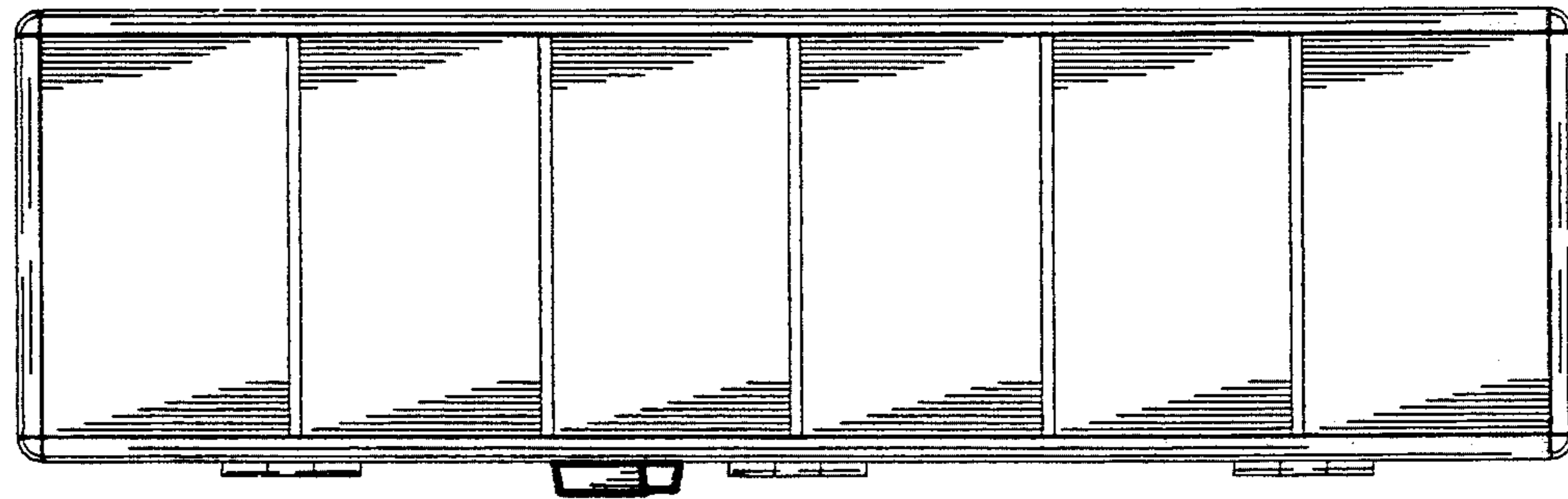

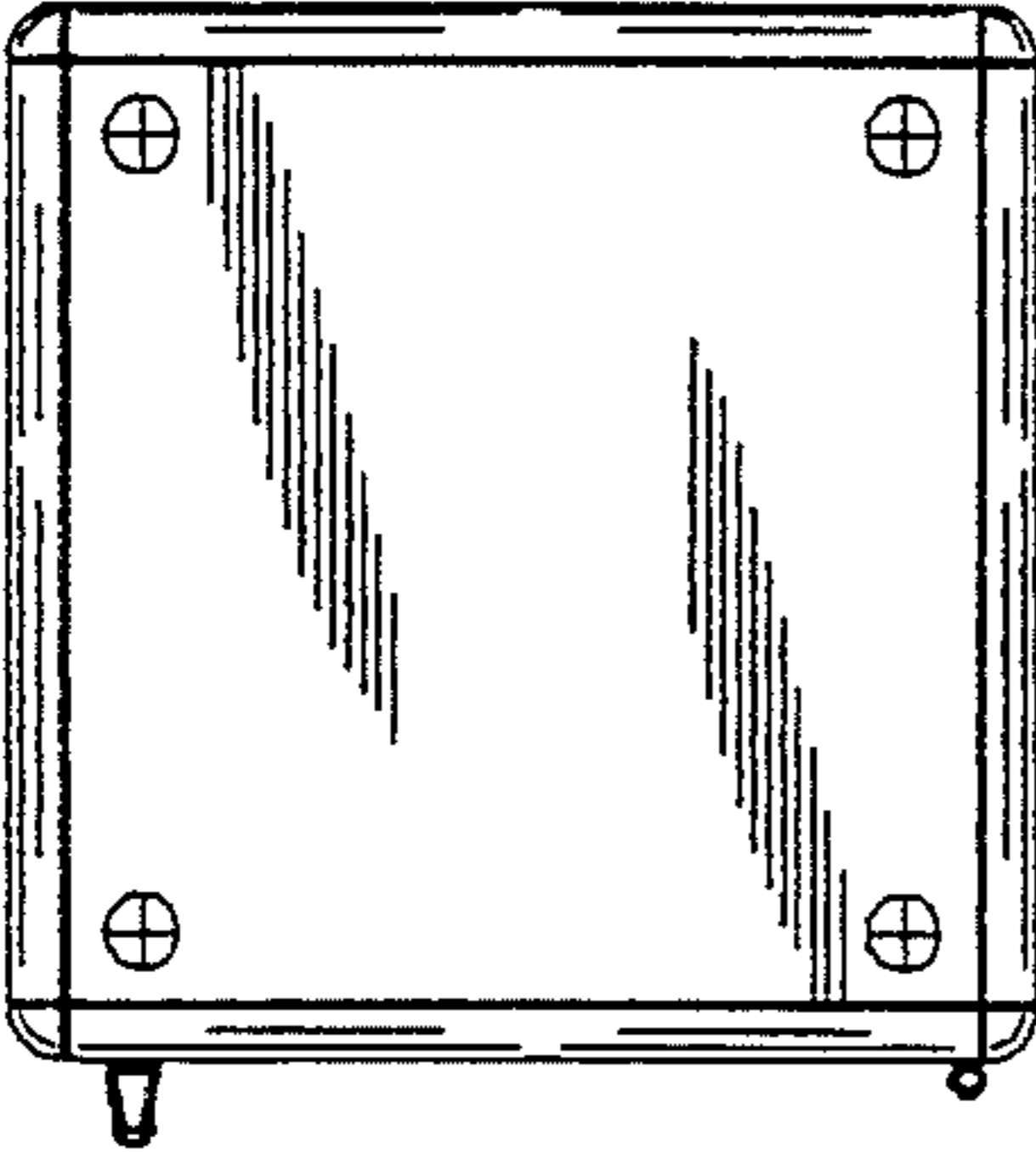


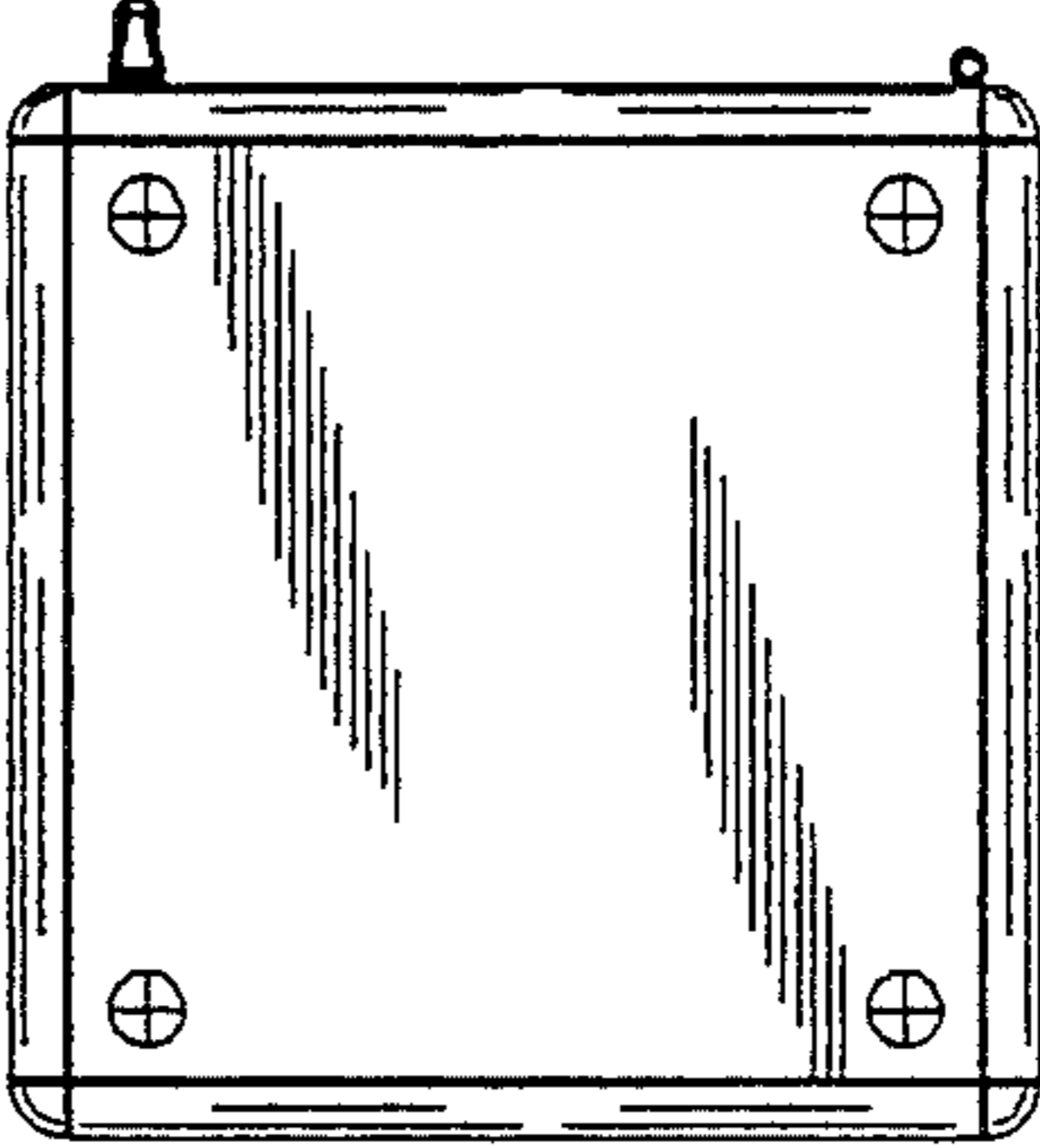
FIG. 1



*FIG. 5*



*FIG. 6*



*FIG. 7*

