



US00D359395S

United States Patent [19]

[11] Patent Number: **Des. 359,395**

Miller

[45] Date of Patent: **** Jun. 20, 1995**

- [54] CHAIR
- [75] Inventor: **Virgil Miller, Archbold, Ohio**
- [73] Assignee: **Sauder Manufacturing Co., Archbold, Ohio**
- [**] Term: **14 Years**
- [21] Appl. No.: **14,089**
- [22] Filed: **Oct. 12, 1993**
- [52] U.S. Cl. **D6/348; D6/379; D6/380**
- [58] Field of Search **D6/334, 344, 348, 371, D6/373, 374, 379, 380, 500, 501, 502; 297/258, 272, 325, 411.42**

- [56] **References Cited**
- U.S. PATENT DOCUMENTS**
- D. 237,332 10/1975 Laylon D6/373
 - D. 295,929 5/1988 Vredat D6/379
 - D. 309,991 8/1990 Miller D6/380
 - D. 318,959 8/1991 Fink D6/373
 - D. 329,340 9/1992 Miller D6/373
 - D. 330,466 10/1992 Miller D6/379

- OTHER PUBLICATIONS**
- Interiors, May 1982, p. 102, Chair at top left.
 - Interiors, Oct. 1982, p. 41, Adden chair shown.
 - The 1988 Office Furniture Mart Catalog, p. 45, chair in frame "H" at bottom.
 - Jacobs Gardner 1988, p. 21, Chair "K" inset top right.
 - Advertisement for two-position chair with arms, Model No. LS. 17, published by Adden Furniture, dated prior to Oct. 12, 1993.
 - Advertisement No. 3750 for "PLYLOK" Two Position

chair, Model Nos. 702-8821, 702-8826, 732-8831 and 743-8836, published by Sauder Manufacturing Company, dated Jul. 1988.

Advertisement No. 5000 for "PLYLOK" Chair Models 702-8900; 702-8910, 732-8900 and 732-8910, published by Sauder Manufacturing Company, dated 1989.

Advertisement for two position arm chair, Model No. 5256-357, published by American of Martinsville, dated prior to Oct. 12, 1993.

Advertisement for two-position arm chair, Model Nos. 260-98 and 260-99, published by Nemschoff, dated prior to Oct. 12, 1993.

Advertisement for two-position arm chair, published by Jasper Seating, dated prior to Oct. 12, 1993.

Advertisement for upholstered arm chair, Model No. WC-586, published by Schaffer, dated prior to Oct. 12, 1993.

Primary Examiner—Alan P. Douglas
Assistant Examiner—Gary D. Watson
Attorney, Agent, or Firm—Emch, Schaffer, Schaub & Porcello Co.

[57] CLAIM

The ornamental design for a chair, as shown and described.

DESCRIPTION

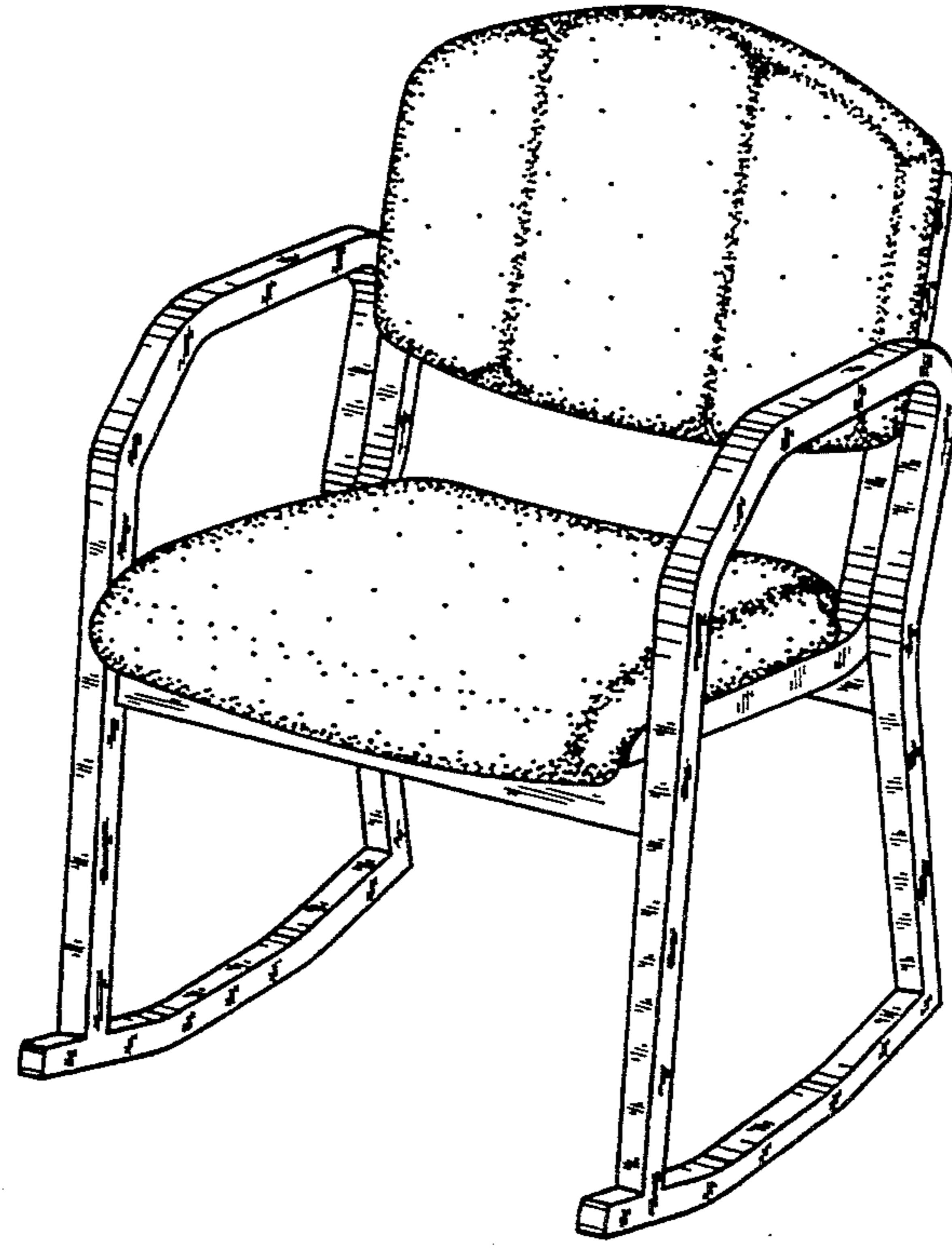
FIG. 1 is a right-front perspective view of a chair showing my new design;

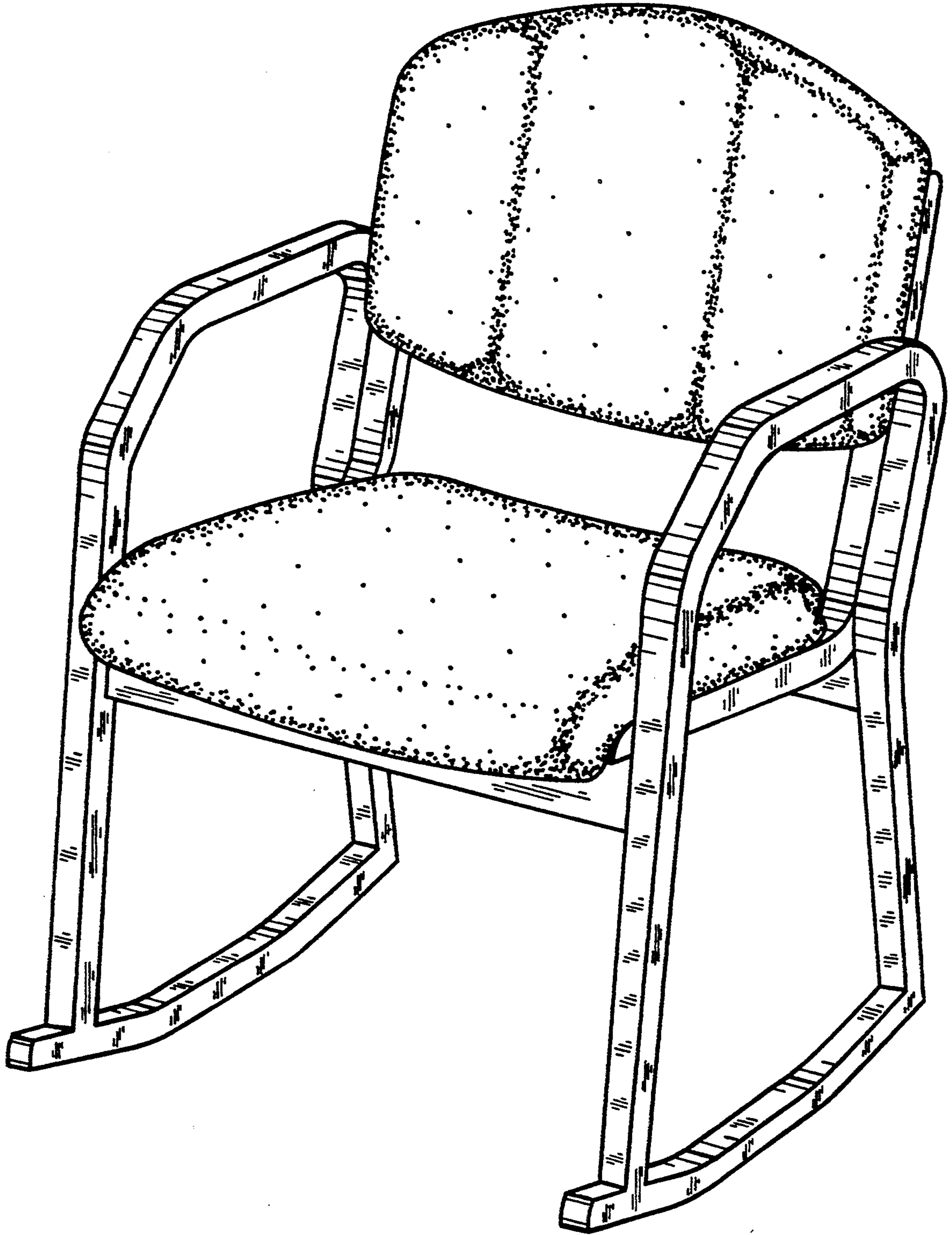
FIG. 2 is a right side view of the chair, the left side being a mirror image thereof;

FIG. 3 is a front view of the chair;

FIG. 4 is a top view of the chair; and,

FIG. 5 is a rear view of the chair.





—FIG. 1

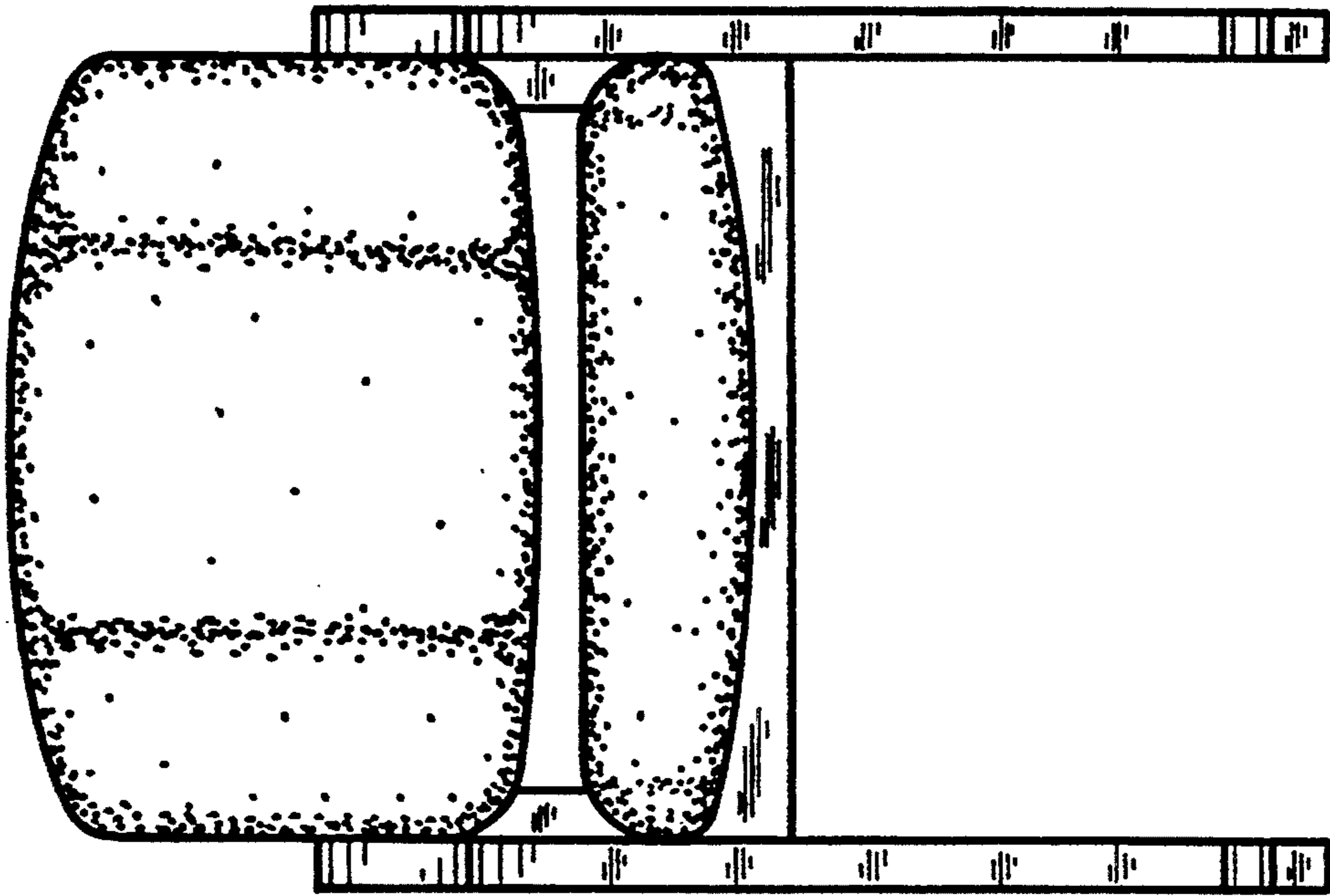


FIG. 3

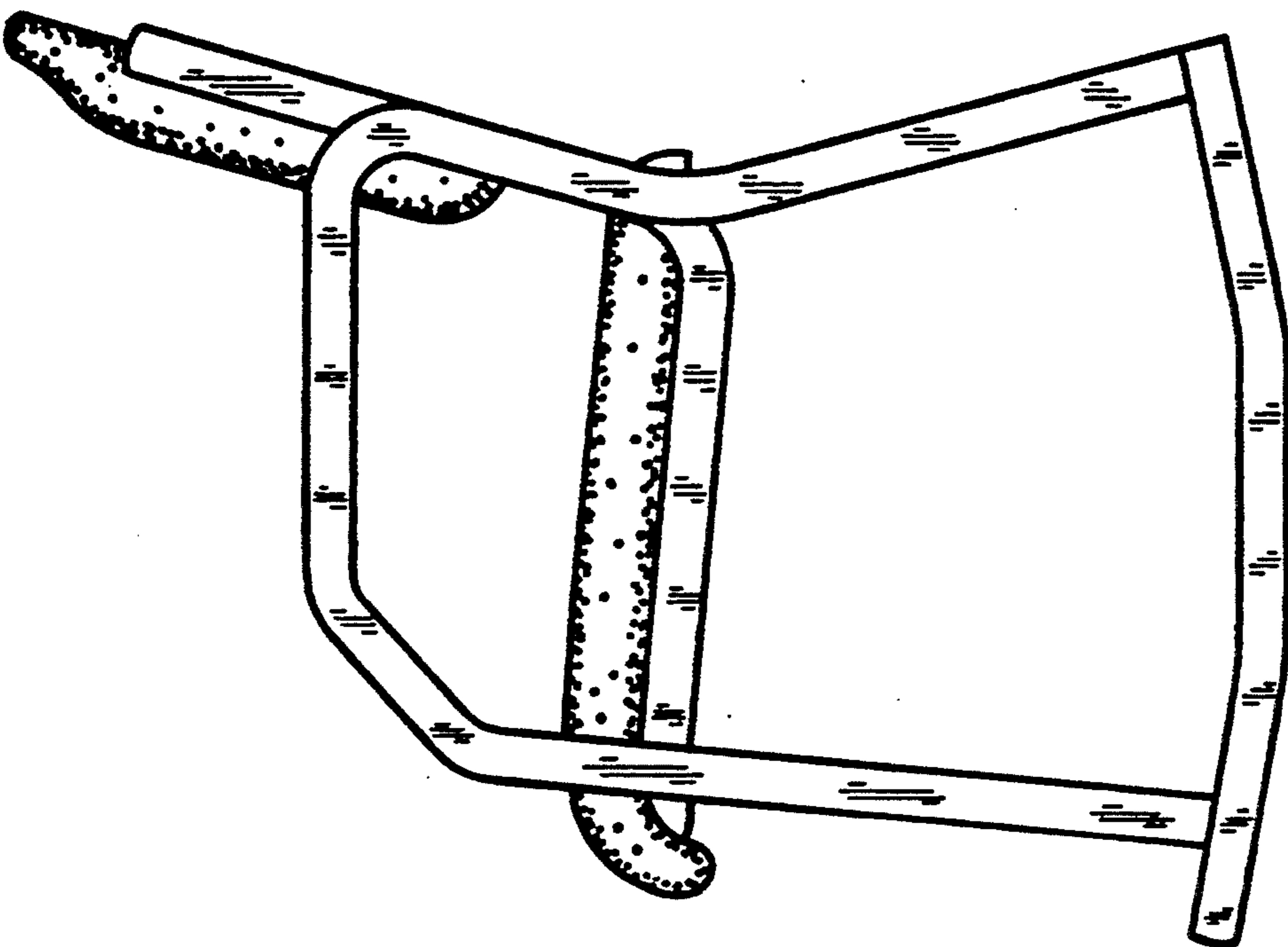
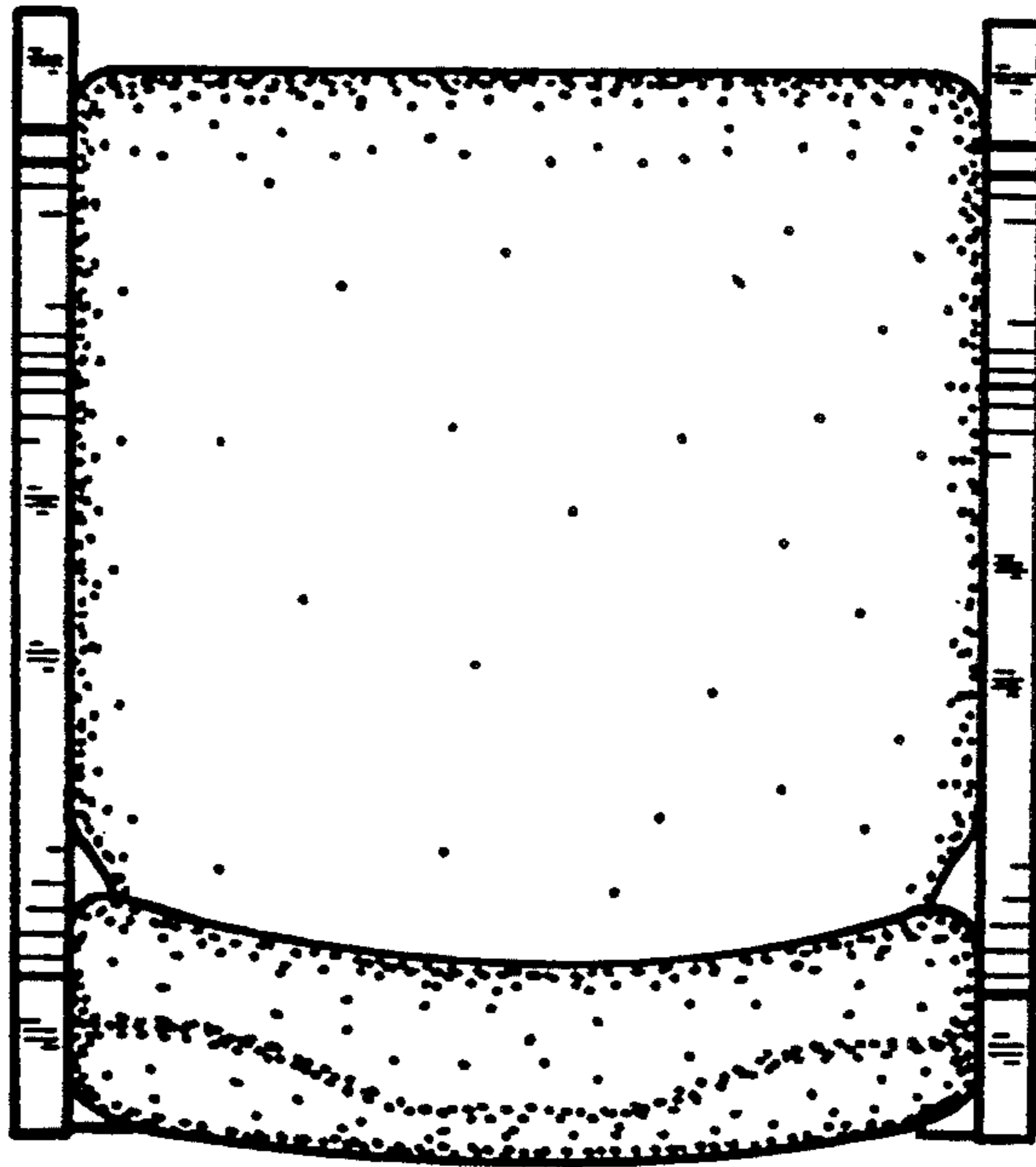
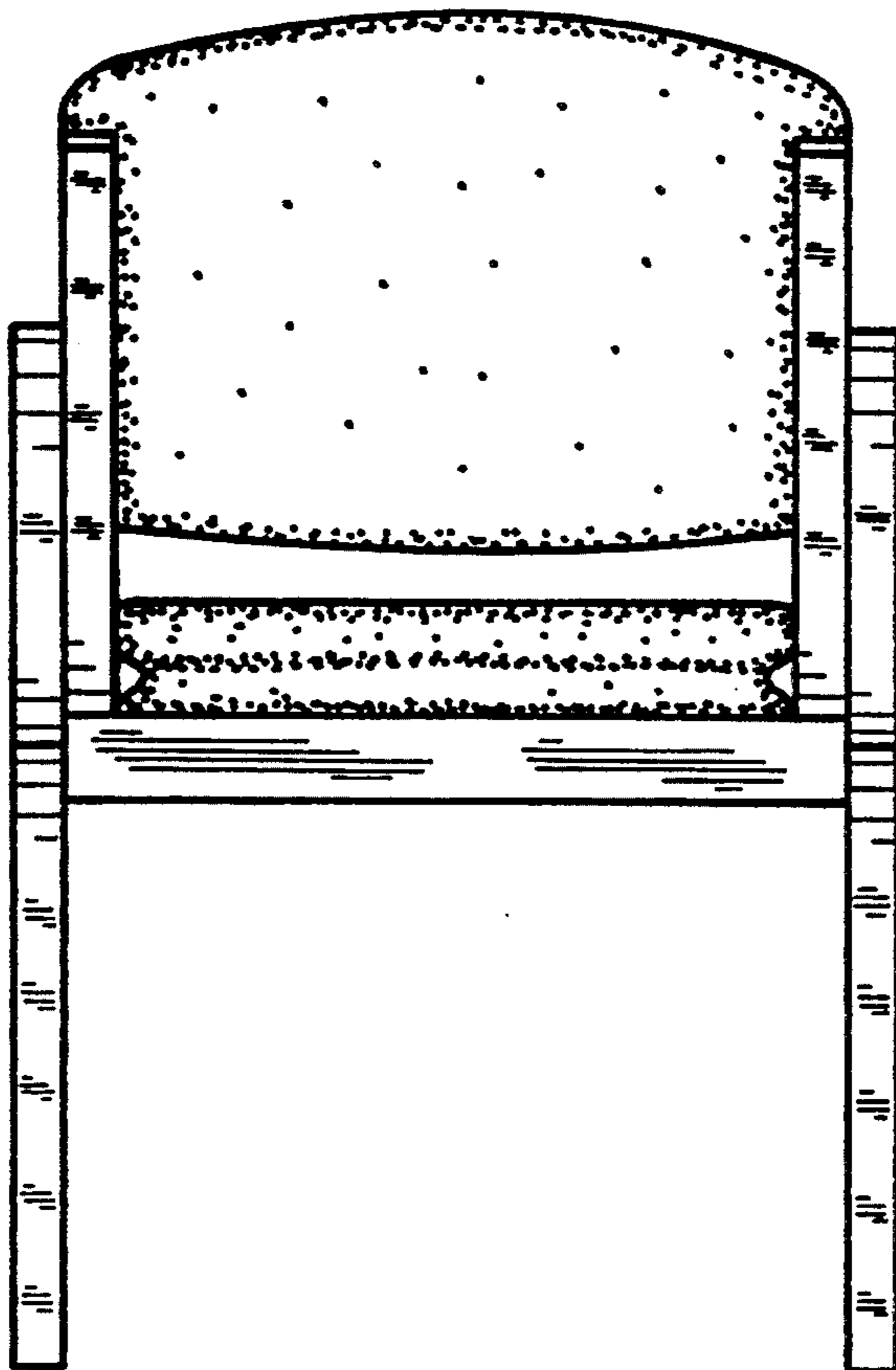


FIG. 2



— FIG. 4



— FIG. 5