



US00D359390S

United States Patent [19]

[11] Patent Number: **Des. 359,390**

Friend

[45] Date of Patent: **** Jun. 20, 1995**

- [54] **COMBINATION KEY HOLDER AND IDENTIFICATION CARD**
- [76] Inventor: **Susan A. Friend**, 3341 E. Monmouth Rd., Cleveland Heights, Ohio 44118
- [**] Term: **14 Years**
- [21] Appl. No.: **17,762**
- [22] Filed: **Jan. 18, 1994**
- [52] U.S. Cl. **D3/207**
- [58] Field of Search **D3/207-212, D3/247, 249; 70/408, 456 R, 456 B, 459-460; 24/3 R**

5,046,343 9/1991 Miwa 70/408

Primary Examiner—Ralf T. Seifert
Attorney, Agent, or Firm—David L. Baker; Rhodes & Ascolillo

[57] CLAIM

The ornamental design for a combination key holder and identification card, as shown and described.

DESCRIPTION

FIG. 1 is a perspective view of a combination key holder and identification card in its folded configuration showing my new design therefor. The broken line lettering specifying logo and company name is for purposes of illustration only and forms no part of my design;

FIG. 2 is a front elevational view of the subject invention in its opened configuration. The broken line drawing representing a key is for purposes of illustration only and forms no part of my design;

FIG. 3 is a rear elevational view. The broken line lettering specifying logo and company name is for purposes of illustration only and forms no part of my design;

FIG. 4 is a right side elevational view, the left side elevational view being a mirror image thereof;

FIG. 5 is a top plan view; and,

FIG. 6 is a bottom plan view.

[56] References Cited U.S. PATENT DOCUMENTS

Re. 32,914	5/1989	Almblad	70/458
D. 245,371	8/1977	Mowry	D3/207
D. 270,303	8/1983	Zautner	D3/249
D. 295,920	5/1988	Osofsky et al.	D3/207
D. 306,095	2/1990	Kim	D3/208
D. 311,816	11/1990	Balsley	D3/212
D. 329,201	9/1992	Barat	D3/208
D. 338,103	8/1993	Eschmann	D3/212
1,613,760	1/1927	Lorber	70/456 B
2,859,789	11/1958	Bucket	D3/207
2,915,099	12/1959	Gates	D3/212

○

NAME _____

ADDRESS _____

PHONE # _____

MEDICAL INFO: _____

CALL IN CASE OF EMERGENCY _____

1. _____

2. _____

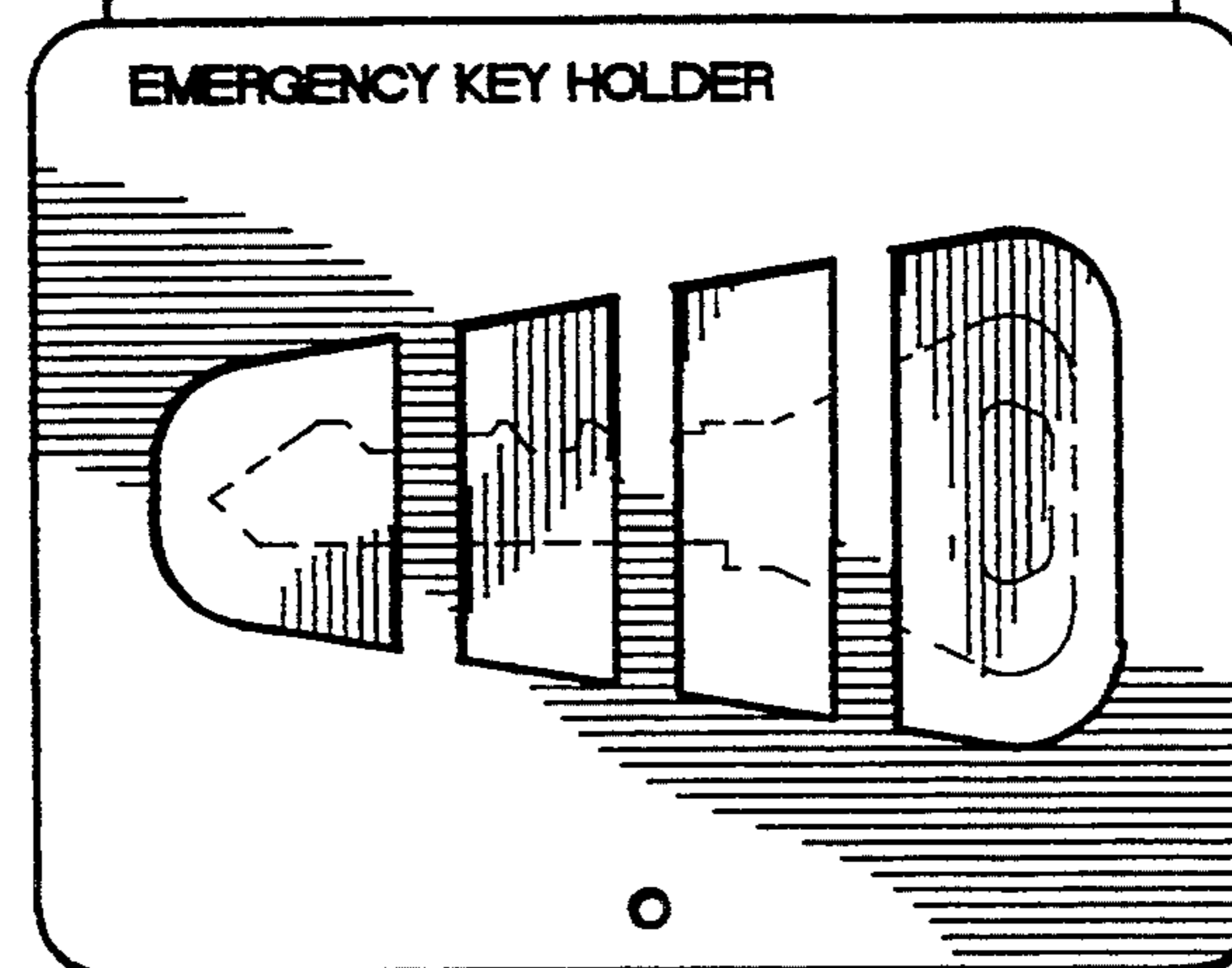


FIG. 1

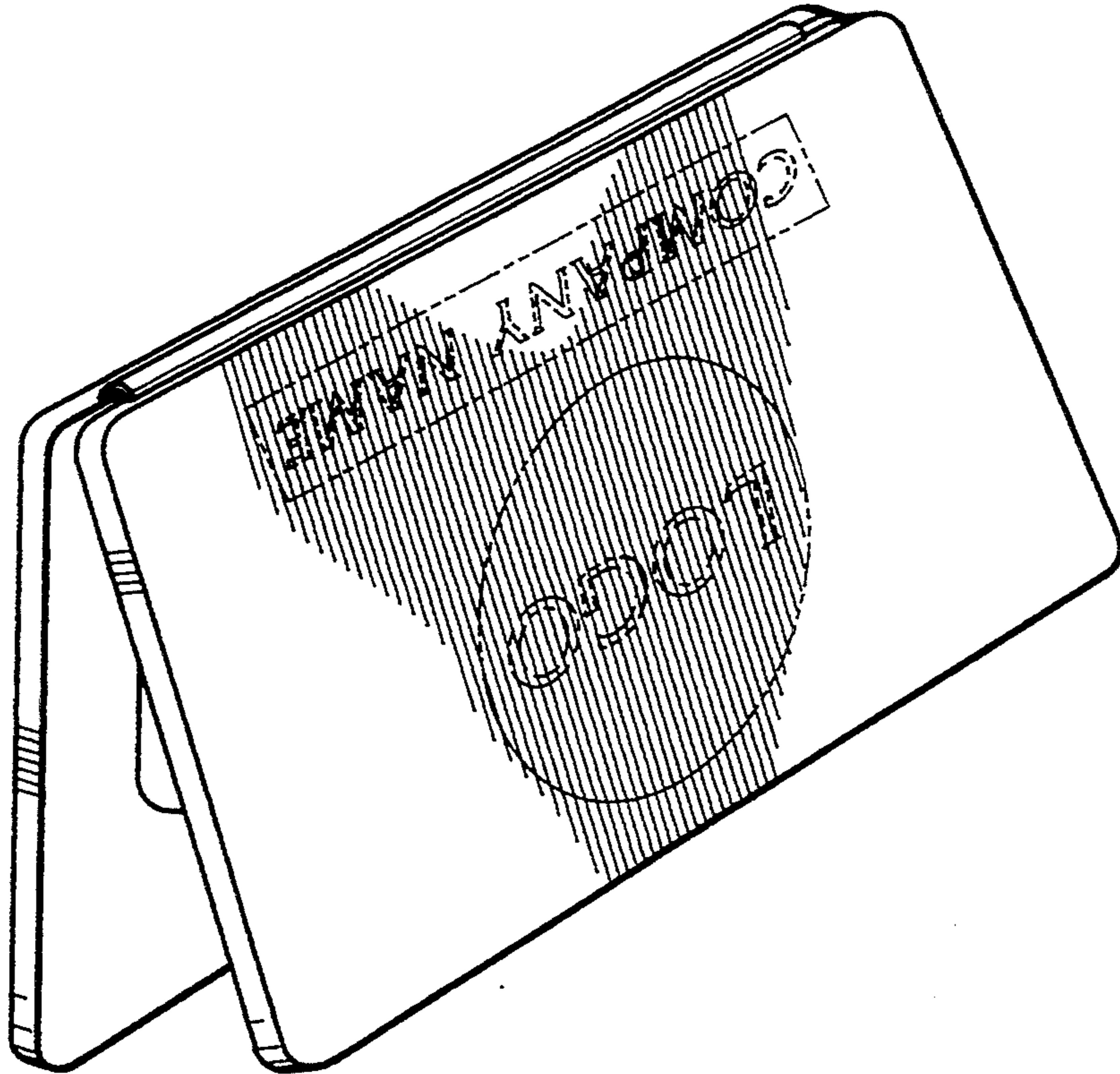


FIG. 5



FIG. 6



FIG. 2

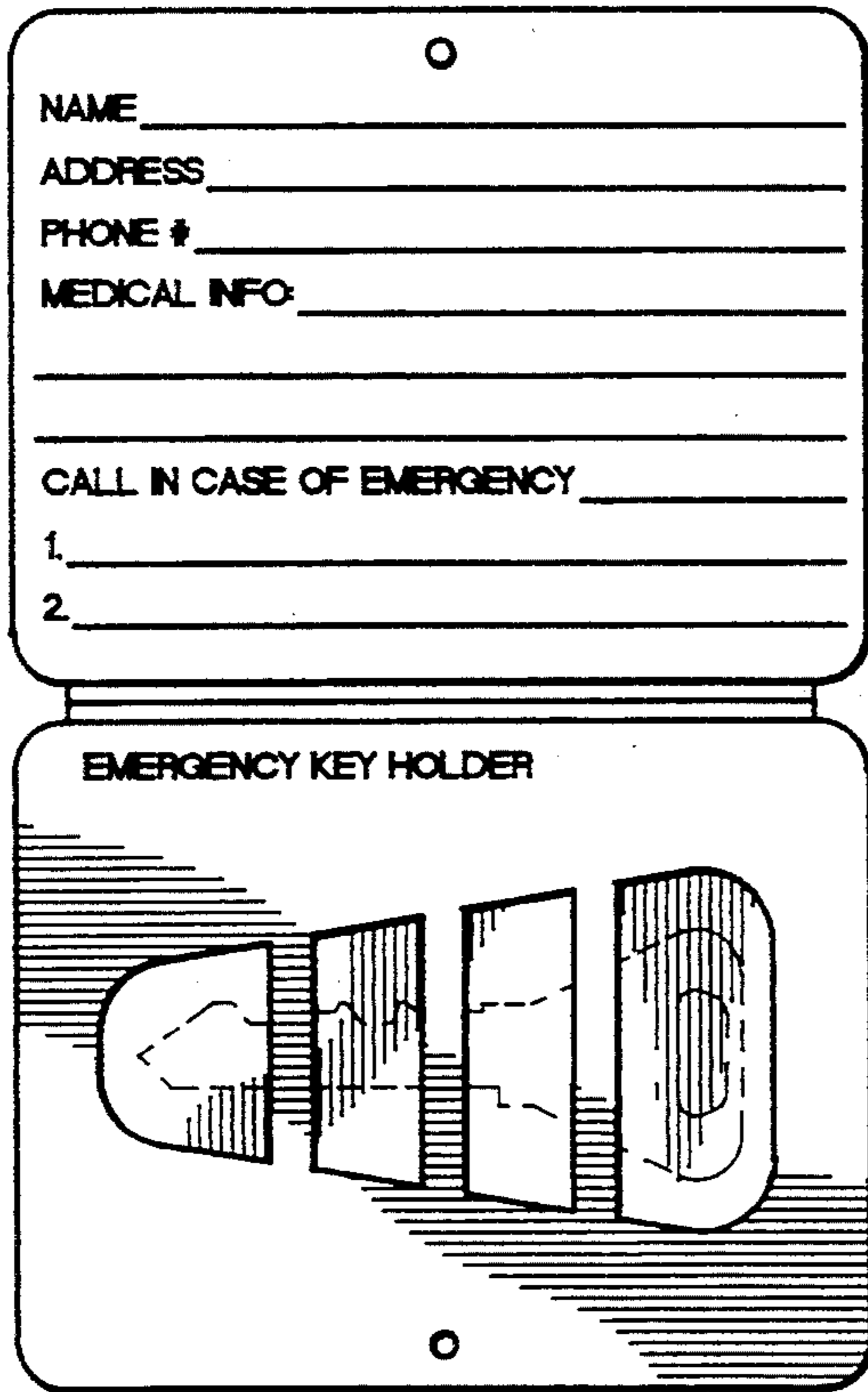


FIG. 3




FIG. 4

