



US00D359386S

# United States Patent [19]

[11] Patent Number: **Des. 359,386**

Greene

[45] Date of Patent: **\*\* Jun. 20, 1995**

[54] **SHOE UPPER**

[75] Inventor: **Pamela S. Greene, Portland, Oreg.**

[73] Assignee: **Nike, Inc., Beaverton, Oreg.**

[\*\*] Term: **14 Years**

[21] Appl. No.: **29,455**

[22] Filed: **Oct. 6, 1994**

[52] U.S. Cl. .... **D2/969**

[58] Field of Search ..... 36/83, 84, 89, 45, 102-107, 36/113, 114, 116; D2/902, 969, 970, 896

D. 337,873 8/1993 Backus .  
D. 342,148 12/1993 Dahlsten ..... D2/970  
D. 344,849 3/1994 Greene ..... D2/969  
D. 345,244 3/1994 Smith ..... D2/970

### OTHER PUBLICATIONS

NIKE Fall 1992 Footwear Catalog, p. 82, published Dec. 1991.

NIKE Fall 1994 Footwear Catalog, pp. 114, 116, published Nov. 1993.

NIKE Spring 1995 Footwear Catalog, p. 89, published Jun. 1994.

*Primary Examiner*—Doris V. Coles

*Attorney, Agent, or Firm*—Banner, Birch, McKie and Beckett

[56] **References Cited**

#### U.S. PATENT DOCUMENTS

- D. 291,143 8/1987 Selbiger et al. .
- D. 292,944 12/1987 Kelley .
- D. 296,148 6/1988 Selbiger .
- D. 297,586 9/1988 Tong et al. .
- D. 297,883 10/1988 Mourad .
- D. 315,054 3/1991 Hatfield .
- D. 315,441 3/1991 Hatfield .
- D. 316,624 5/1991 Hatfield et al. .
- D. 318,944 8/1991 Lucas .
- D. 319,723 9/1991 Greene .
- D. 325,811 5/1992 Backus et al. .
- D. 330,453 10/1992 Lucas .
- D. 330,624 11/1992 Worthington .
- D. 330,625 11/1992 Lucas ..... D2/969
- D. 331,484 12/1992 Feller .
- D. 332,002 12/1992 Hatfield et al. .
- D. 332,174 1/1993 Earle .
- D. 332,689 1/1993 Worthington .
- D. 333,206 2/1993 Allen et al. .
- D. 337,872 8/1993 Bevier .

[57] **CLAIM**

The ornamental design for a shoe upper, as shown and described.

### DESCRIPTION

FIG. 1 is a side elevational view of one side of a shoe upper showing my new design;

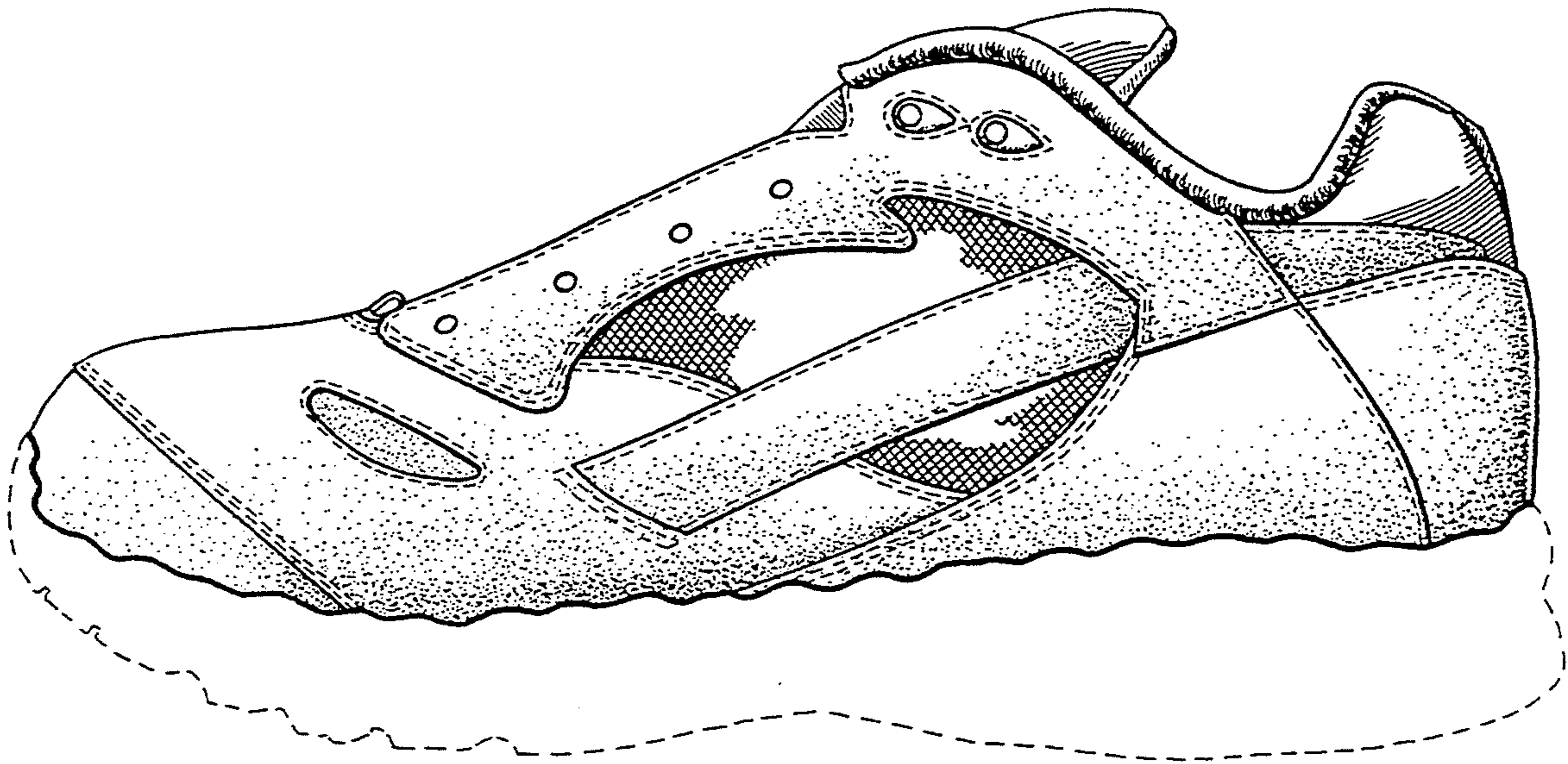
FIG. 2 is a side elevational view of the other side of the shoe upper shown in FIG. 1;

FIG. 3 is a front elevational view of the shoe upper shown in FIG. 1;

FIG. 4 is a rear elevational view of the shoe upper shown in FIG. 1; and,

FIG. 5 is a top plan view of the shoe upper shown in FIG. 1.

The broken line showing of a shoe sole is for illustrative purposes and forms no part of the claimed design.



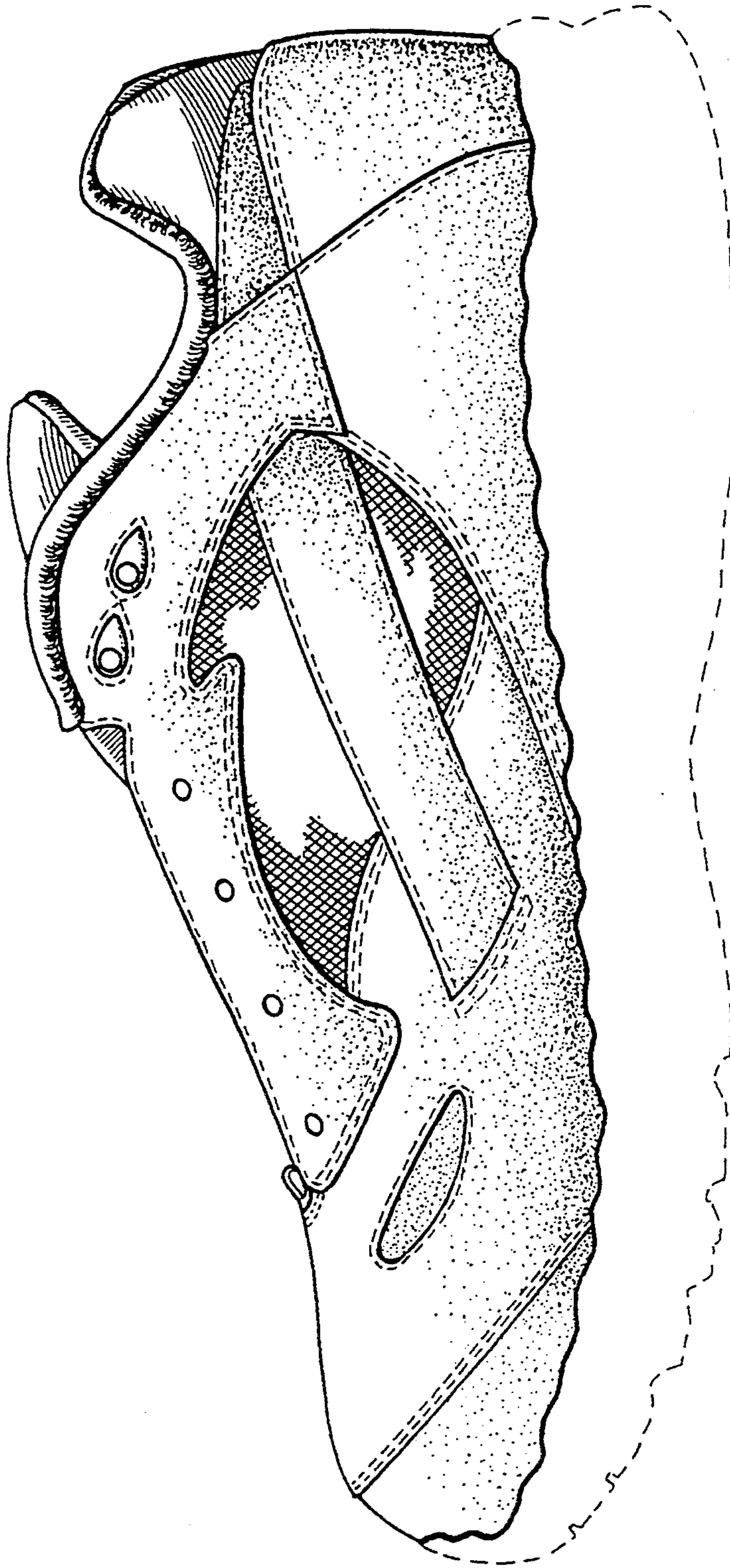


FIG. 1

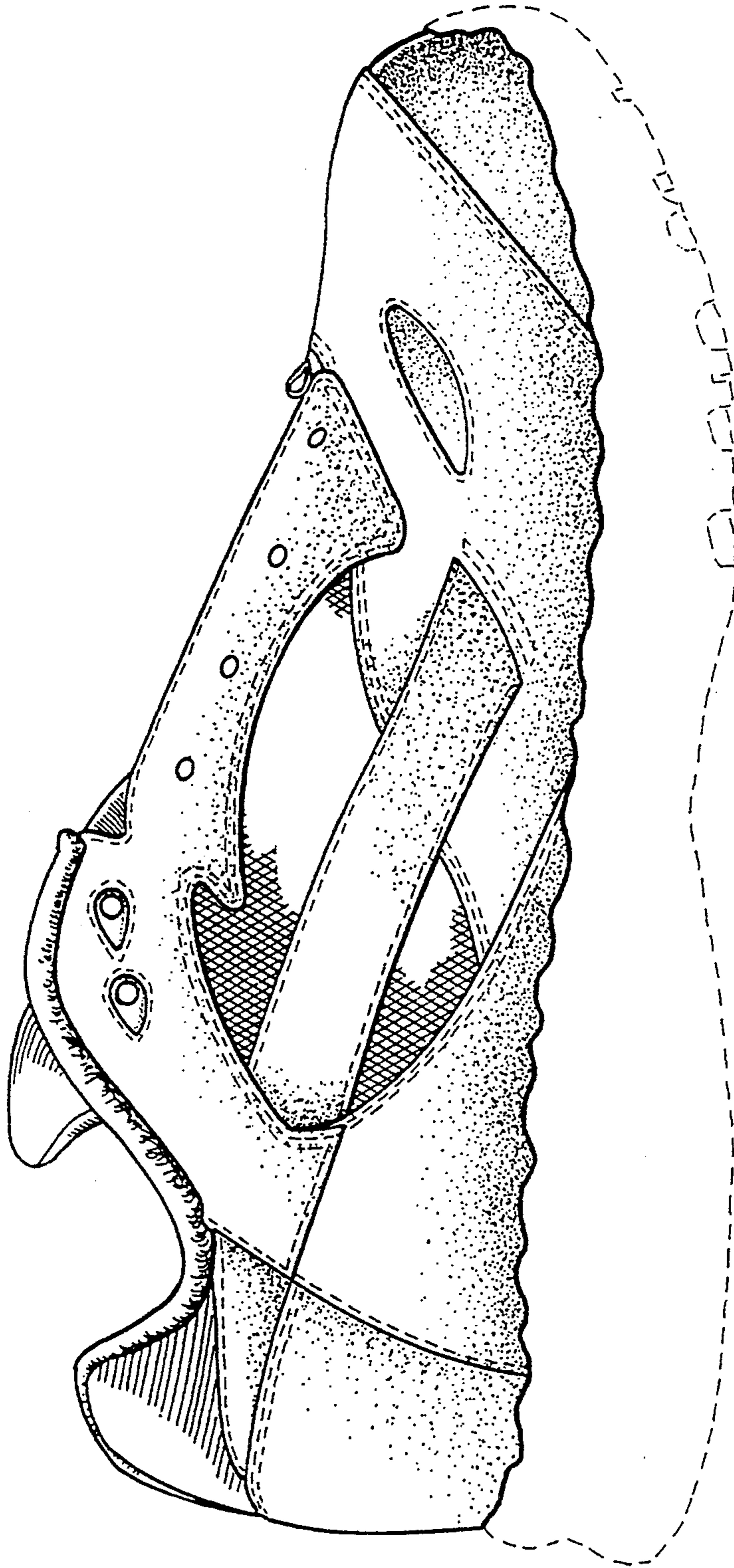


FIG. 2

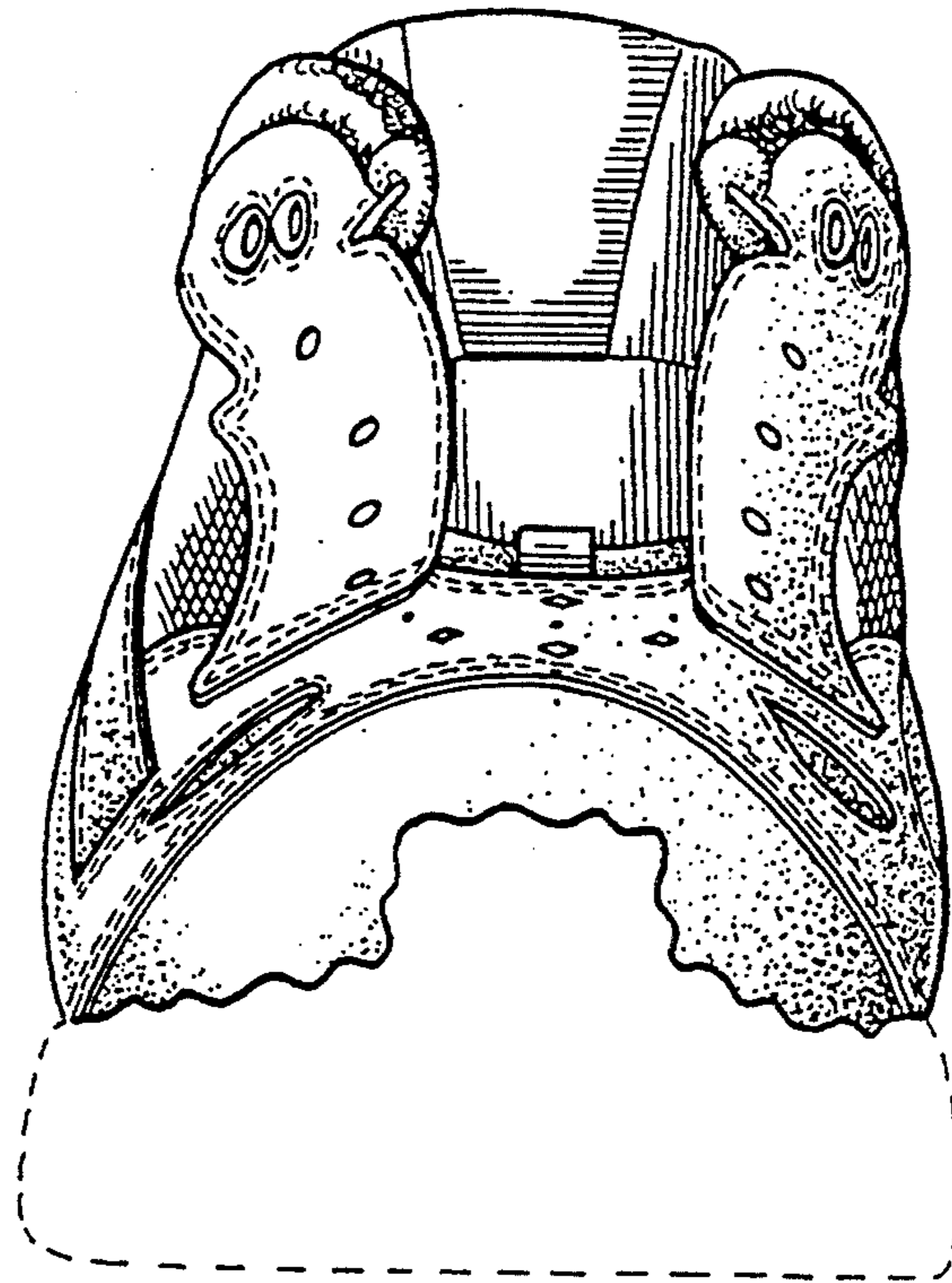


FIG. 3

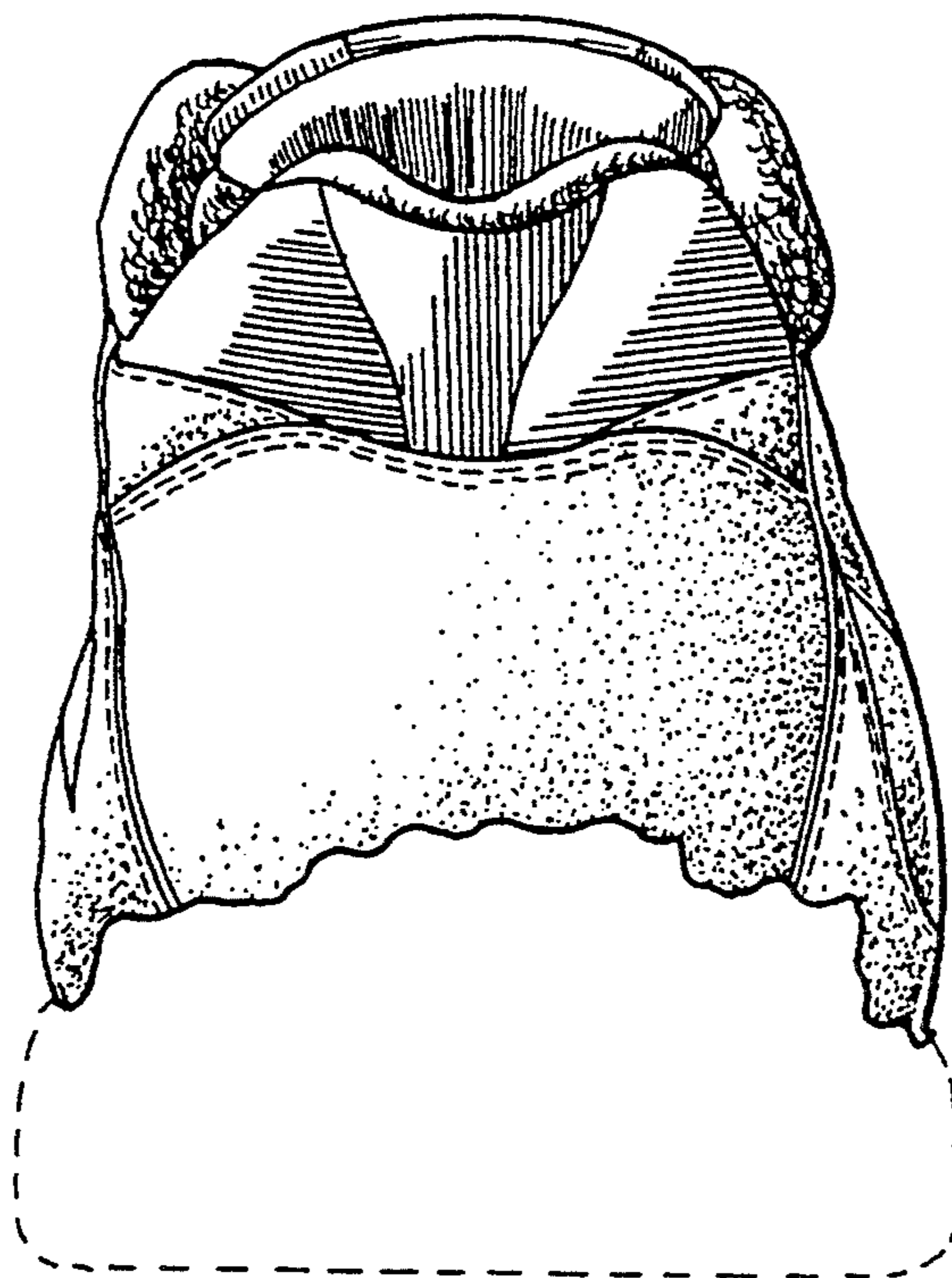


FIG. 4

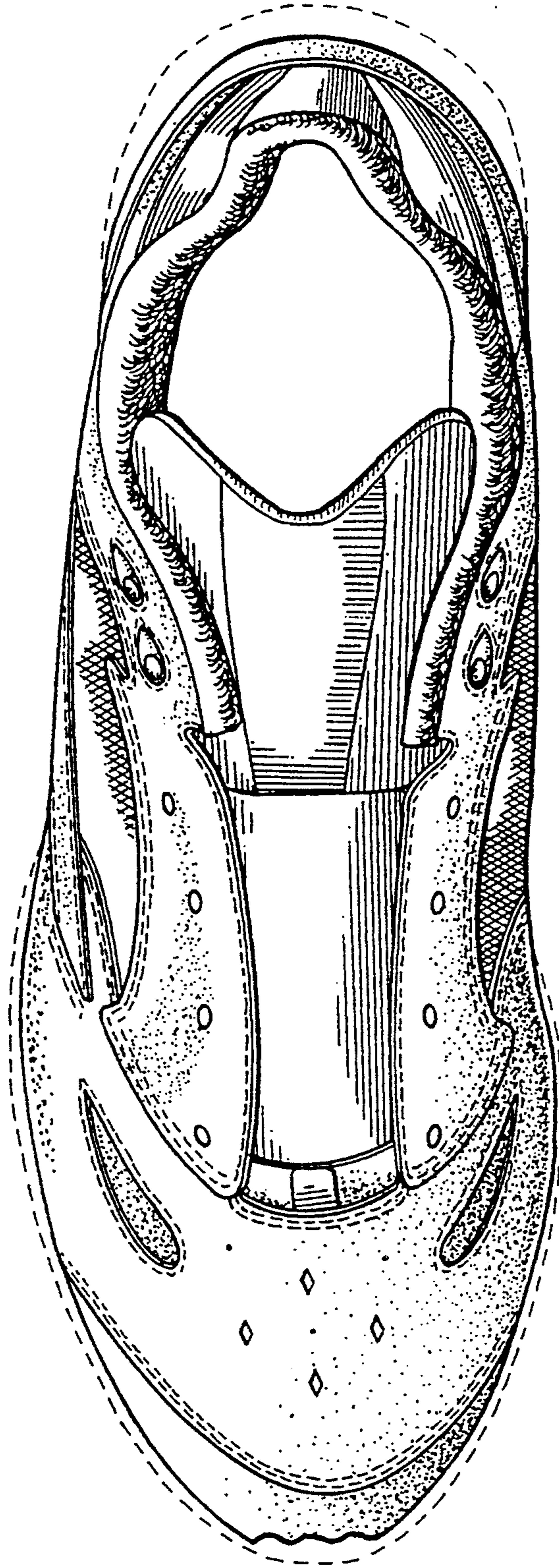


FIG. 5