



US00D359385S

United States Patent [19]

[11] Patent Number: **Des. 359,385**

Meraw

[45] Date of Patent: **** Jun. 20, 1995**

[54] **SHOE OUTSOLE AND MIDSOLE**

D. 336,150 6/1993 Peterson D2/958
1,494,452 5/1924 Waldron et al. D2/903 X

[76] Inventor: **Leonard J. Meraw**, 31733 Belleau Dr., Warren, Mich. 48092

Primary Examiner—Doris V. Coles
Attorney, Agent, or Firm—Leonard J. Meraw

[**] Term: **14 Years**

[57] **CLAIM**

[21] Appl. No.: **11,268**

The ornamental design for a shoe outsole and midsole, as shown and described.

[22] Filed: **Aug. 2, 1993**

[52] U.S. Cl. **D2/958; D2/957**

DESCRIPTION

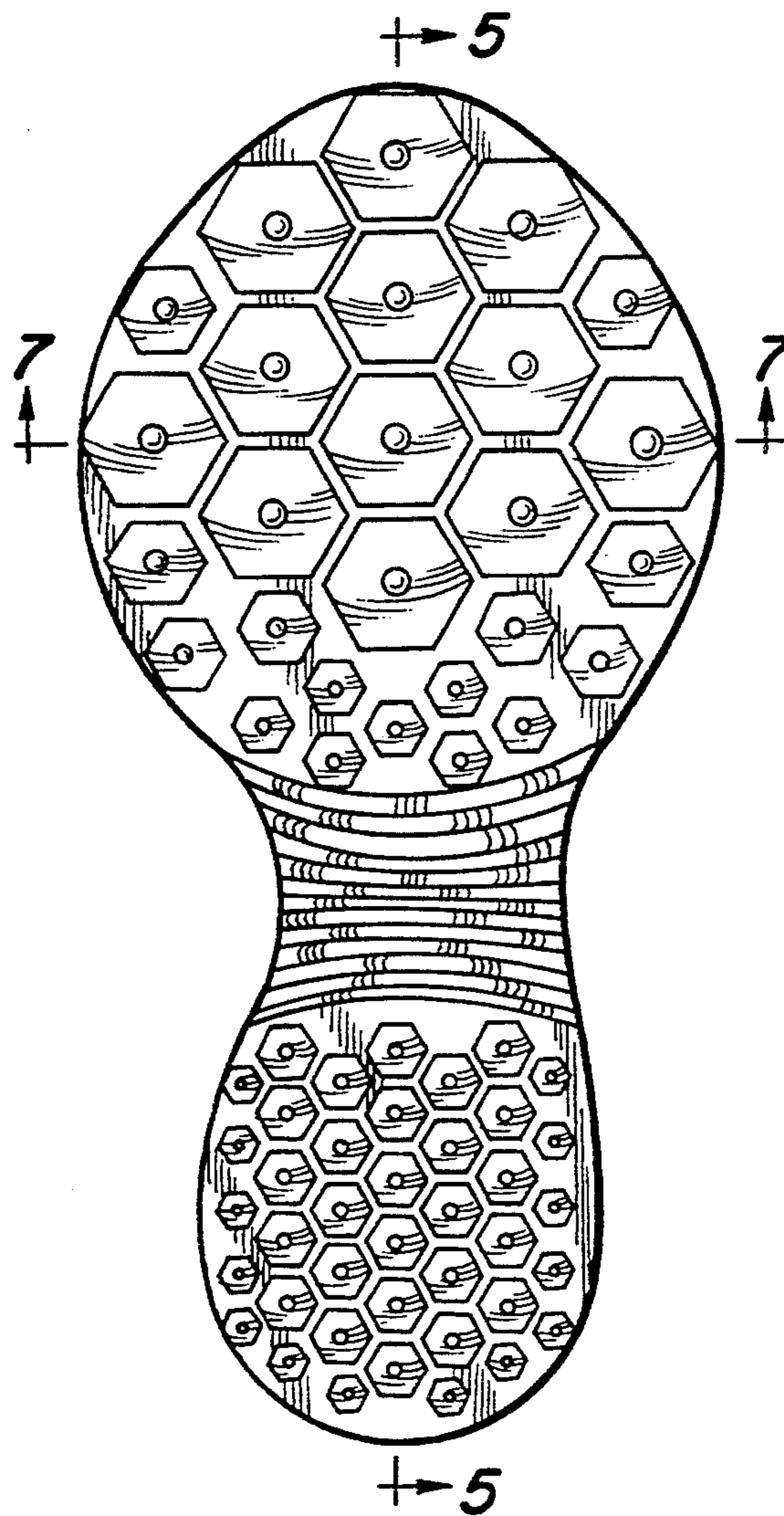
[58] Field of Search D2/896, 902, 903, 905, D2/947, 951-960; 36/25 R, 30 R, 32 R, 59 R, 59 C, 83, 84, 89, 102-107, 112-114, 132, 136

FIG. 1 is a bottom plan view illustrating my new design; FIG. 2 is a top view showing the slight enlargement of the entire ball region of the shoe sole; FIG. 3 is a front elevational view; FIG. 4 is a side elevational view the opposite side being a mirror image thereof; FIG. 5 is a longitudinal sectional view taken along line 5-5 of FIG. 1; FIG. 6 is a rear elevational view; and, FIG. 7 is a cross sectional view taken along line 7-7 of FIG. 1;

[56] **References Cited**

U.S. PATENT DOCUMENTS

D. 16,904	9/1886	Baum	D2/958
D. 76,528	10/1928	Frey	D2/958 X
D. 295,462	5/1988	Brown et al.	D2/958 X
D. 296,039	6/1988	Diaz	D2/955
D. 304,778	11/1989	Le et al.	D2/958 X
D. 306,934	4/1990	Mann	D2/958 X



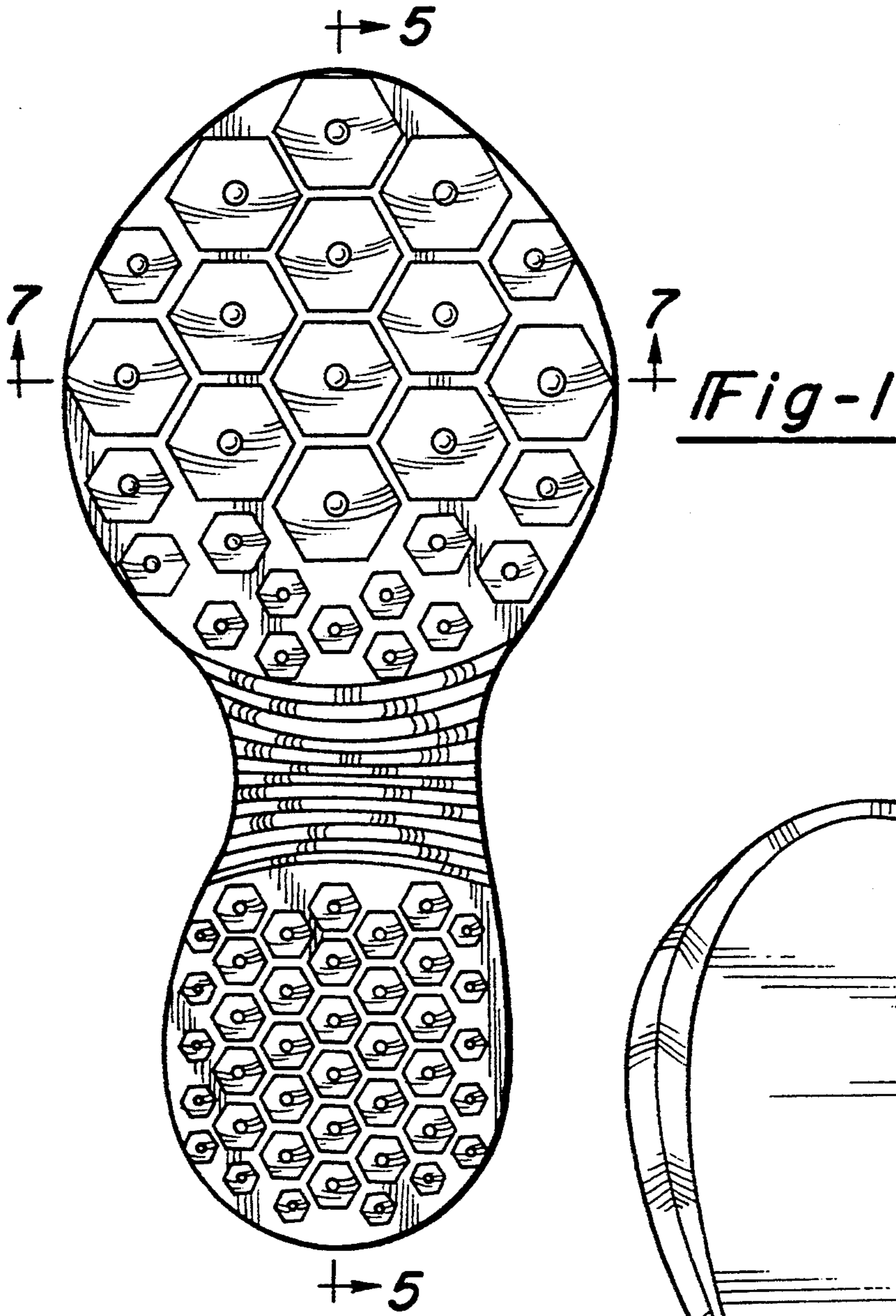


Fig-2


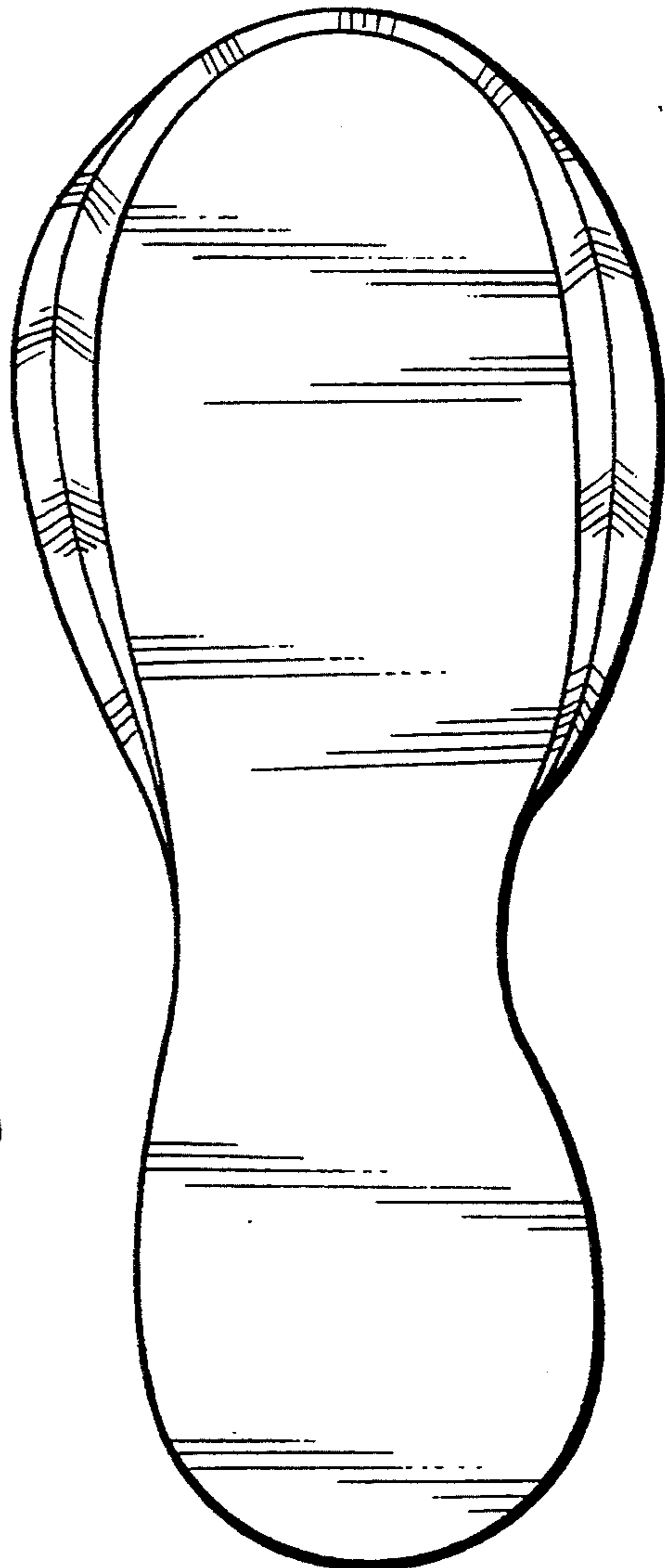


Fig-3



Fig-4



Fig-5




Fig-6



Fig-7