



US00D359381S

United States Patent [19]

[11] Patent Number: **Des. 359,381**

Henriquez

[45] Date of Patent: **** Jun. 20, 1995**

[54] **OIL WRENCH GLOVE**

[76] Inventor: **Daniel B. Henriquez**, P.O. Box
71445, Corpus Christi, Tex.
78467-1445

[**] Term: **14 Years**

[21] Appl. No.: **16,966**

[22] Filed: **Dec. 30, 1993**

[52] U.S. Cl. **D2/616**

[58] Field of Search **D2/616, 617, 619, 610;**
2/159, 161.1, 161.6, 161.8, 162, 167, 169

4,850,053 7/1989 Tepley et al. 2/159 X
5,146,628 9/1992 Herrmann et al. .
5,184,353 2/1993 Goldwitz 2/161.4 X

OTHER PUBLICATIONS

Handbags and Fashion Accessories 13-1950 p. 7.
Vogue, Apr. 1952, p. 159.

Primary Examiner—Prabhakar G. Deshmukh

[57] CLAIM

The ornamental design for the oil wrench glove, as shown and described.

[56] References Cited

U.S. PATENT DOCUMENTS

D. 308,436 6/1990 Weitzell D2/623 X
4,001,895 1/1977 Cohen 2/161.6
4,032,990 7/1977 Mandlman .
4,316,926 2/1982 Kaminstein .
4,559,646 12/1985 Ertl .
4,766,612 8/1988 Patton, Sr. .

DESCRIPTION

FIG. 1 is a front elevational view of the oil wrench glove showing my new design;
FIG. 2 is a rear elevational view thereof;
FIG. 3 is a left side elevational view thereof;
FIG. 4 is a right side elevational view thereof;
FIG. 5 is a top plan view thereof; and,
FIG. 6 is a bottom plan view thereof.

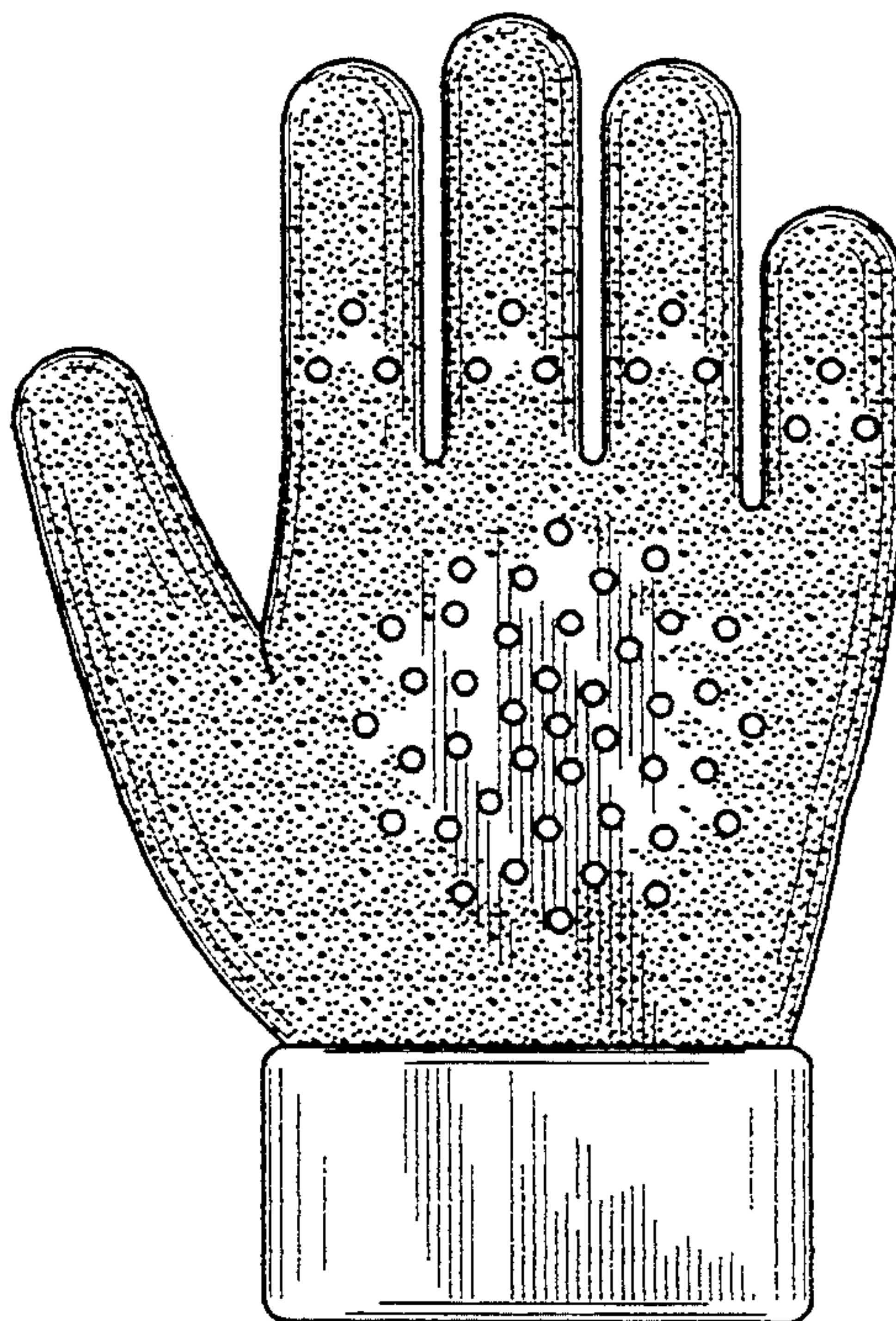


FIG. 1

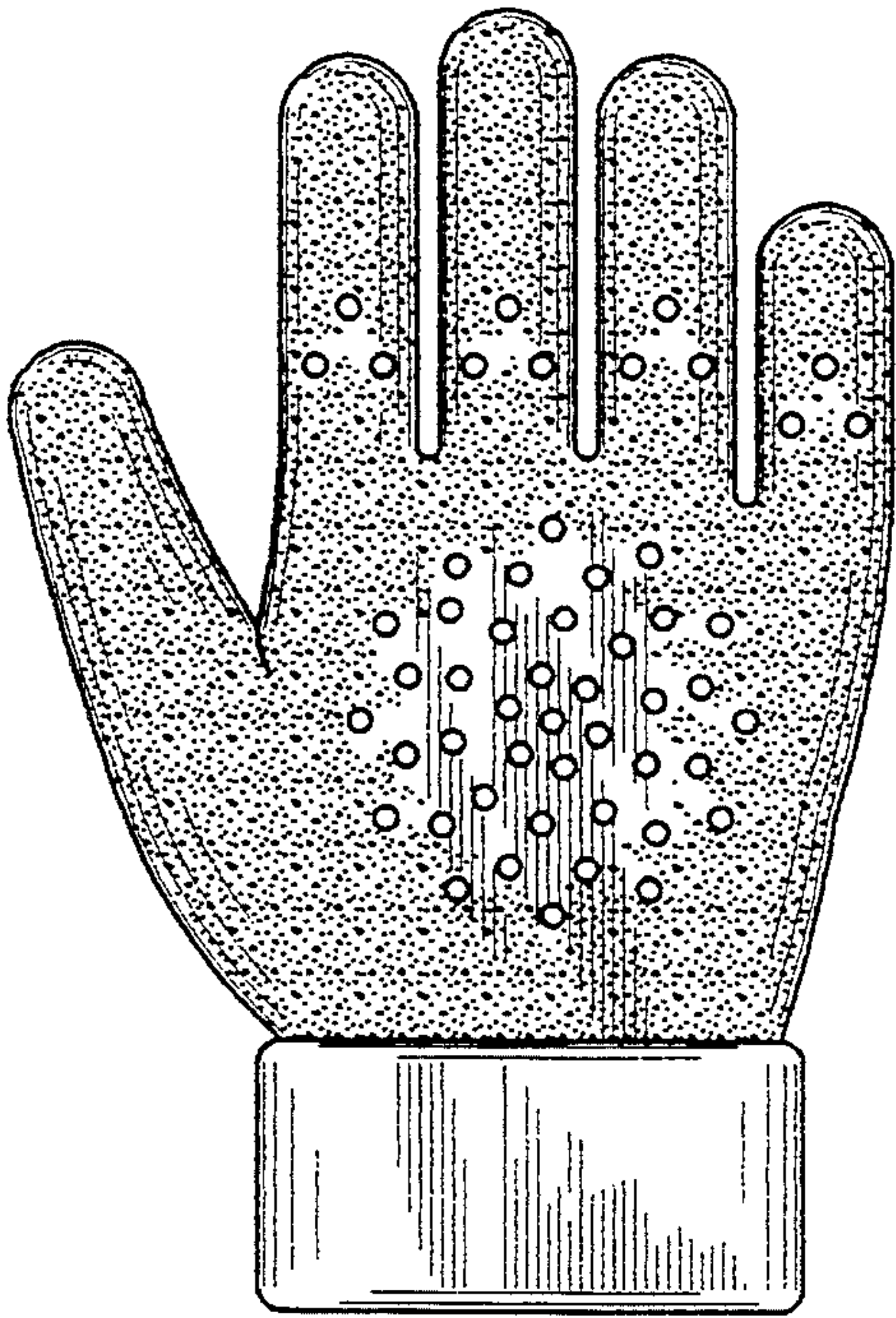


FIG. 2

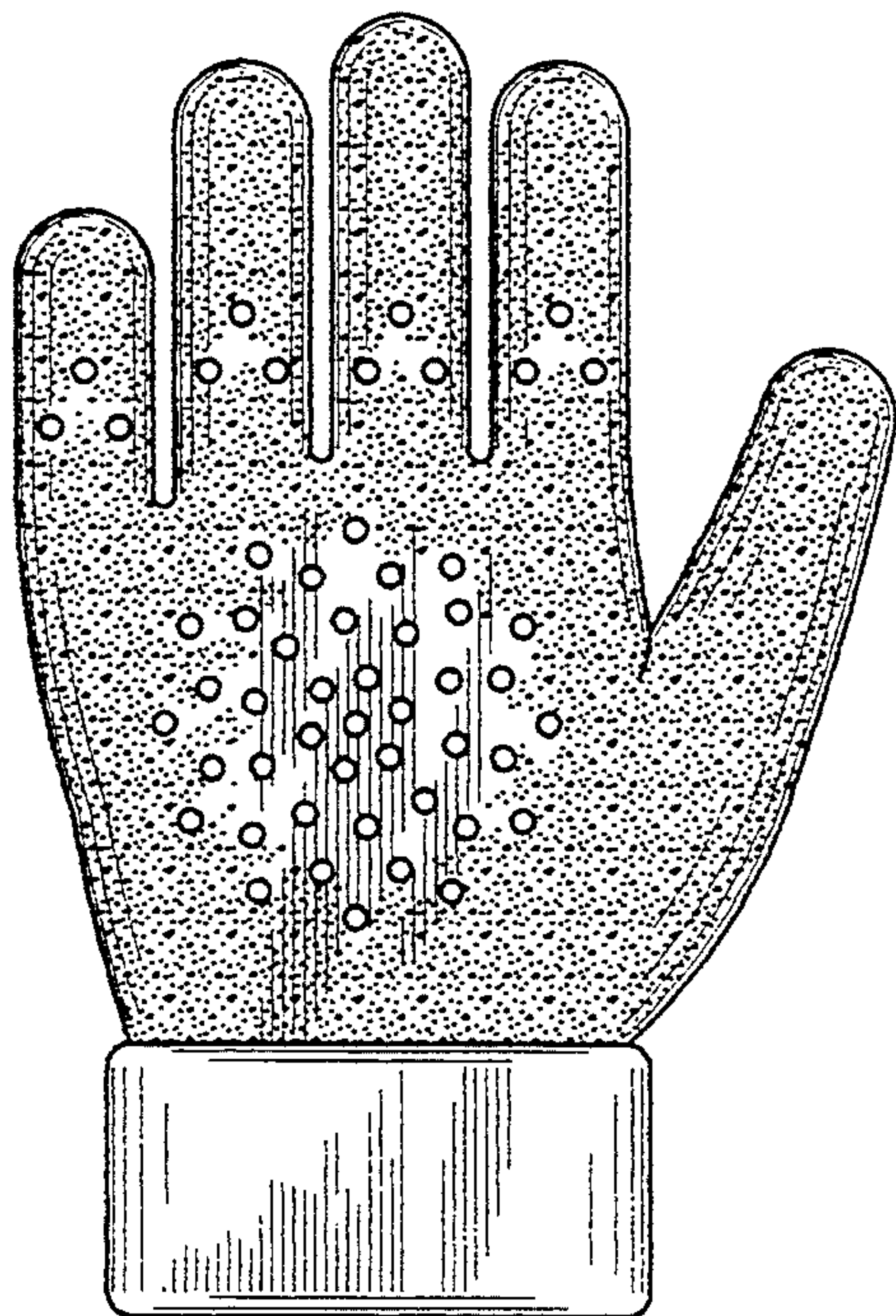


FIG. 3




FIG. 4

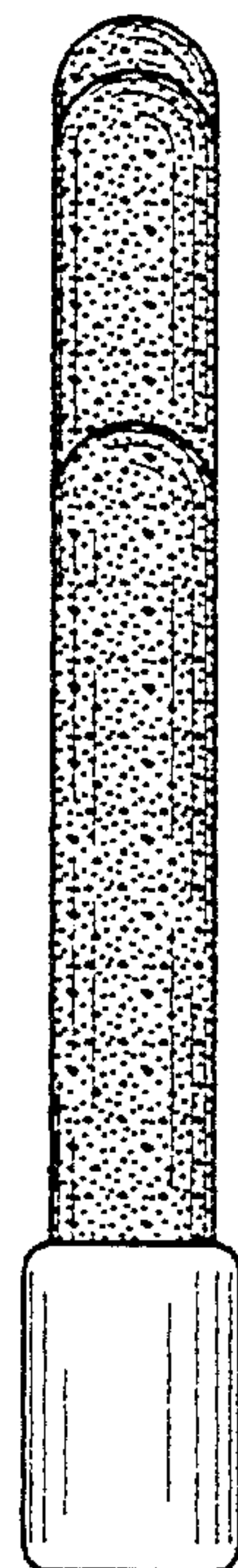


FIG. 5

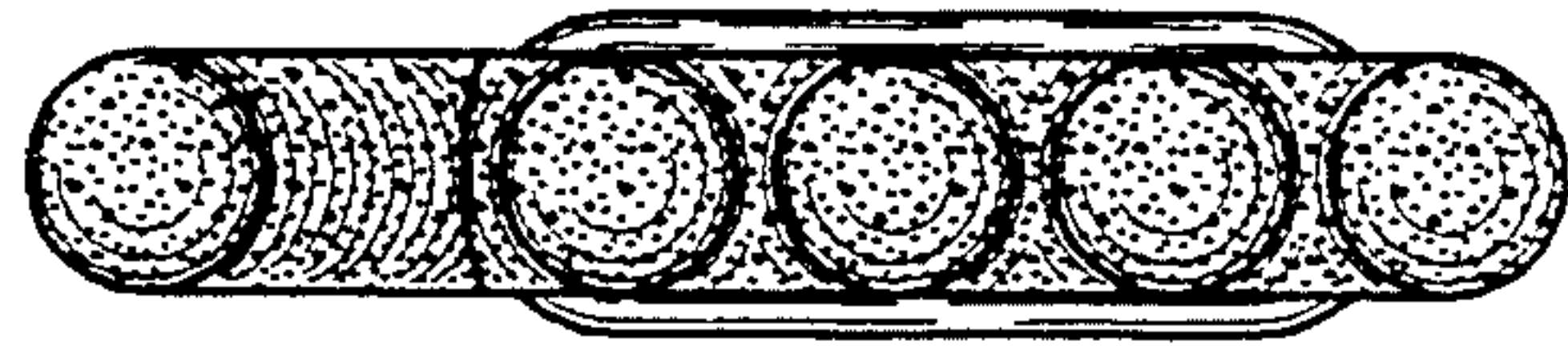


FIG. 6

