



US00D359380S

United States Patent [19] O'Guinn

[11] Patent Number: **Des. 359,380**

[45] Date of Patent: **** Jun. 20, 1995**

- [54] WEDDING GLOVE
- [76] Inventor: **Edie O'Guinn**, 7953 Shady Creek Rd., Dublin, Calif. 94568
- [**] Term: **14 Years**
- [21] Appl. No.: **20,603**
- [22] Filed: **Mar. 29, 1994**

317,511	5/1885	Clarke	D2/610 X
4,757,558	7/1988	Strongwater	D2/610 X
4,793,005	12/1988	Hetzel, Jr. .	
4,864,659	9/1989	Morris .	
4,908,879	3/1990	Roderman .	
4,958,384	9/1990	McCrane .	
4,964,174	10/1990	Martin .	

Related U.S. Application Data

- [63] Continuation of Ser. No. 928,214, Aug. 12, 1992, abandoned.
- [52] U.S. Cl. **D2/610**
- [58] Field of Search **D2/610, 611, 612, 613, D2/614, 615, 616, 617, 619, 621; 2/158, 159, 160, 161.1, 161.5, 169**

References Cited

U.S. PATENT DOCUMENTS

18,444	7/1888	Kayser	D2/610
D. 39,609	10/1908	Richards	D2/610
D. 64,673	5/1924	Lewis	D2/610
D. 95,913	6/1935	Larom et al.	D2/610
215,738	5/1879	Harris	2/159 X

OTHER PUBLICATIONS

Brochure distributed by American Inventors Corporation approximately during Oct., 1992.

Primary Examiner—Terry A. Wallace
Assistant Examiner—Paula Mortimor

[57] CLAIM

The ornamental design for a wedding glove, as shown and described.

DESCRIPTION

FIG. 1 is a front elevational view of the wedding glove showing my new design;
 FIG. 2 is a rear elevational view thereof;
 FIG. 3 is a left side elevational view thereof;
 FIG. 4 is a right side elevational view thereof;
 FIG. 5 is a top plan view thereof; and,
 FIG. 6 is a bottom plan view thereof.

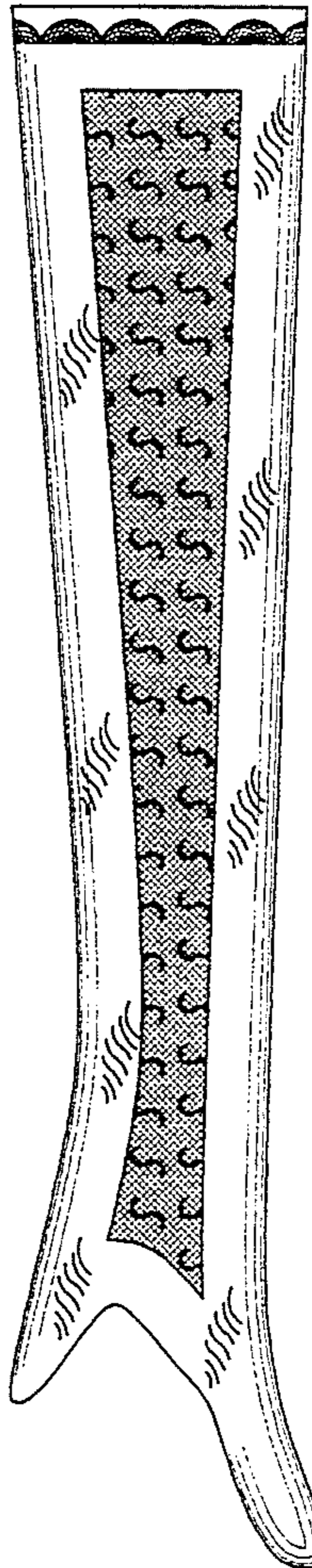


FIG. 1

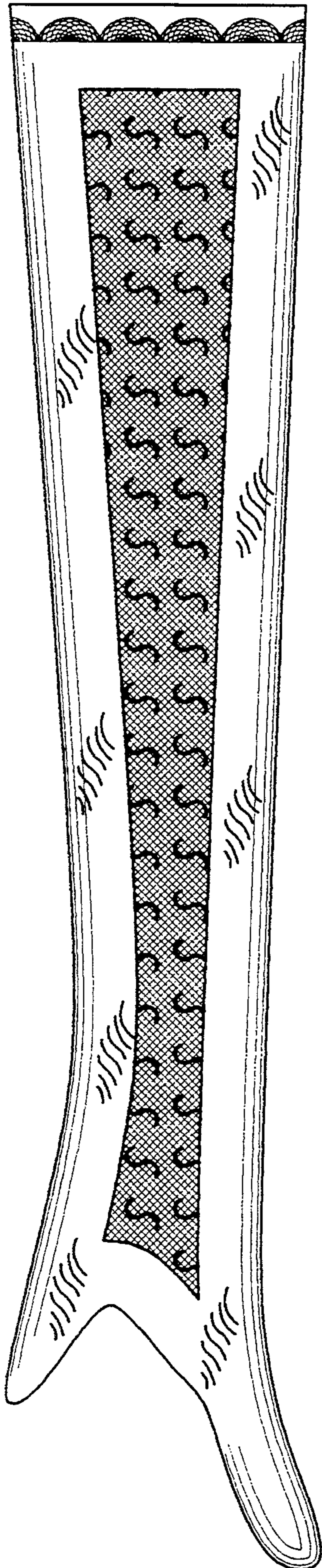


FIG. 2

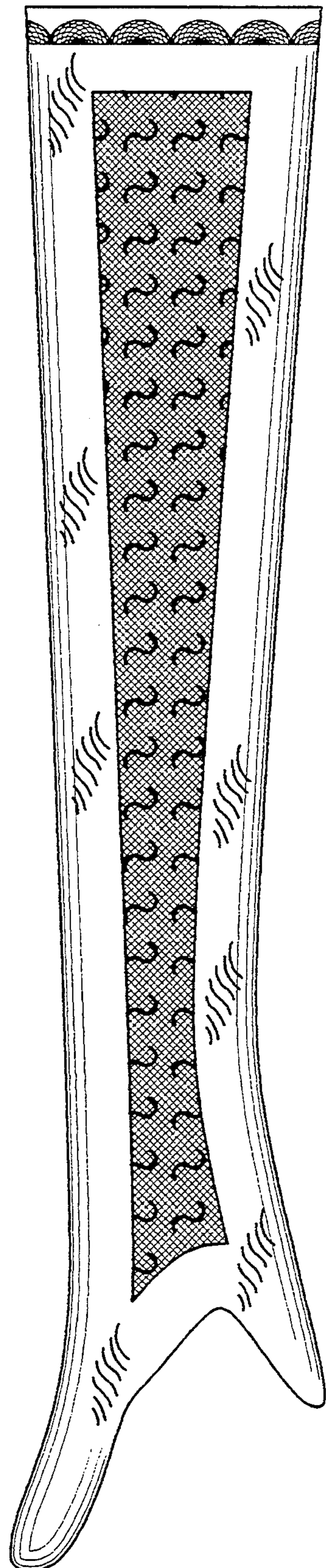


FIG. 3



FIG. 4



FIG. 5

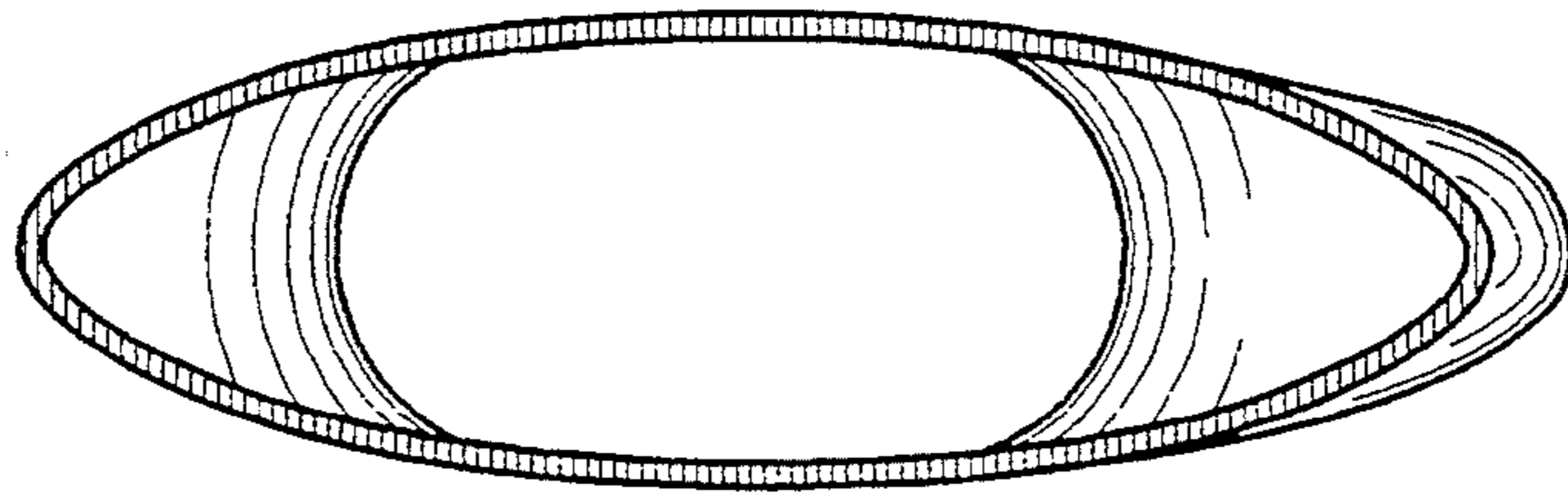


FIG. 6

