



US00D359365S

# United States Patent [19]

[11] Patent Number: **Des. 359,365**

Greene et al.

[45] Date of Patent: **\*\* Jun. 13, 1995**

[54] **LADDER SUPPORT AND LEVELER**

4,249,638	2/1981	Fernandez	182/201
4,683,980	8/1987	Vayko	182/201
4,683,982	8/1987	Baker	182/204

[76] Inventors: **Charles L. Greene; Leeta G. Greene,**  
both of 6153 Hulsey Dr., Clermont,  
Ga. 30527

*Primary Examiner—Doris Clark*  
*Attorney, Agent, or Firm—Terry M. Gernstein*

[\*\*] Term: **14 Years**

[57] **CLAIM**

[21] Appl. No.: **16,429**

The ornamental design for a ladder support and leveler,  
as shown and described.

[22] Filed: **Dec. 16, 1993**

[52] U.S. Cl. .... **D25/68**

**DESCRIPTION**

[58] Field of Search ..... **D25/68, 62;**  
**182/107-109, 201, 202, 203-205; D34/28, 31**

FIG. 1 is a front, top and side perspective view of the  
ladder support and leveler showing our new design in  
an extended condition;

[56] **References Cited**

**U.S. PATENT DOCUMENTS**

D. 341,664	11/1993	Newkirk	D25/68
1,592,499	7/1926	Padgett	182/203
3,394,774	7/1968	Lanier	182/204
3,554,321	1/1971	Stedman	182/201

FIG. 2 is a front elevational view thereof;

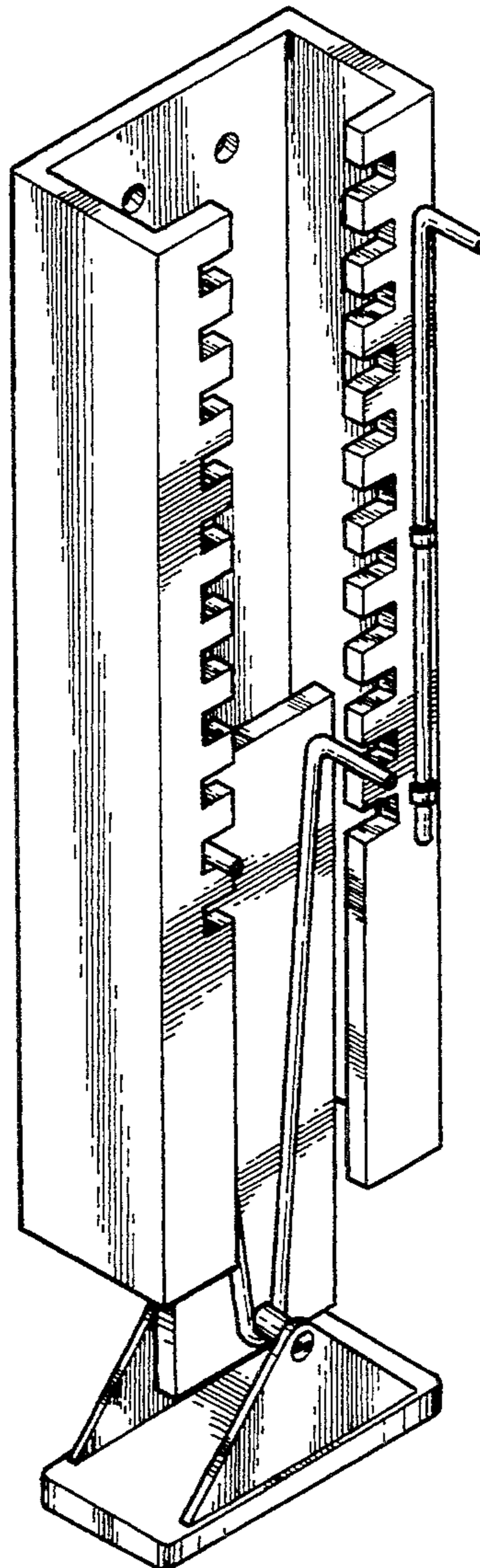
FIG. 3 is a rear elevational view thereof;

FIG. 4 is a side elevational view thereof;

FIG. 5 is a side elevational view thereof;

FIG. 6 is a top plan view thereof; and,

FIG. 7 is a bottom plan view thereof.



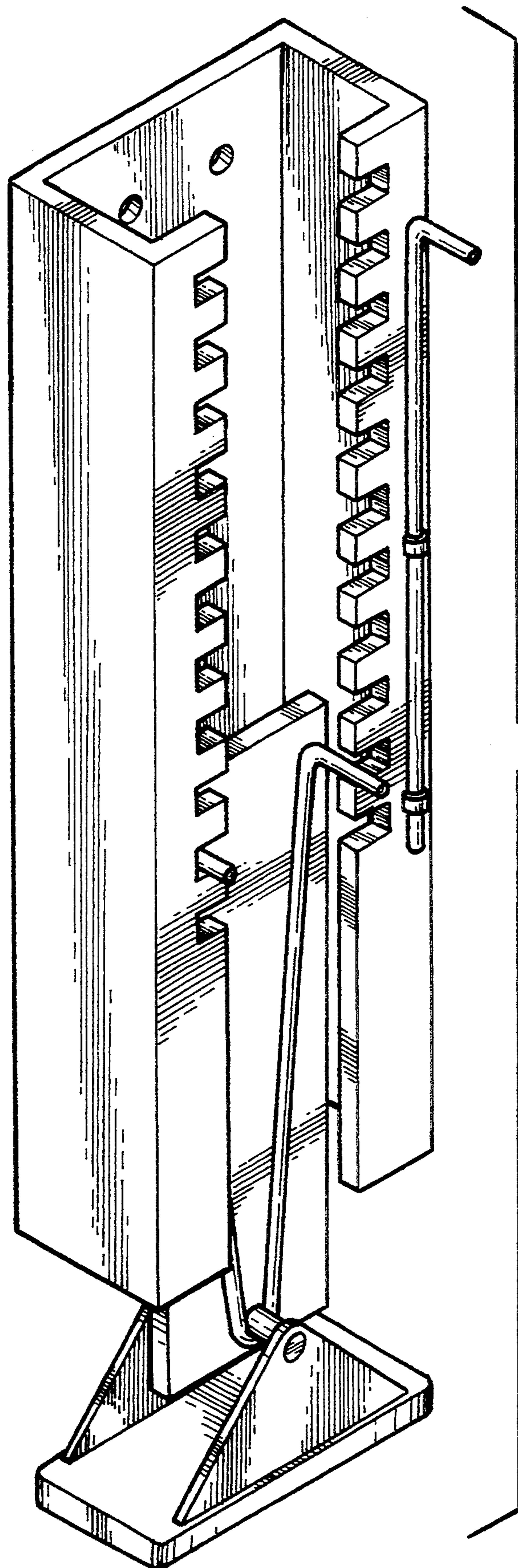


FIG. 1

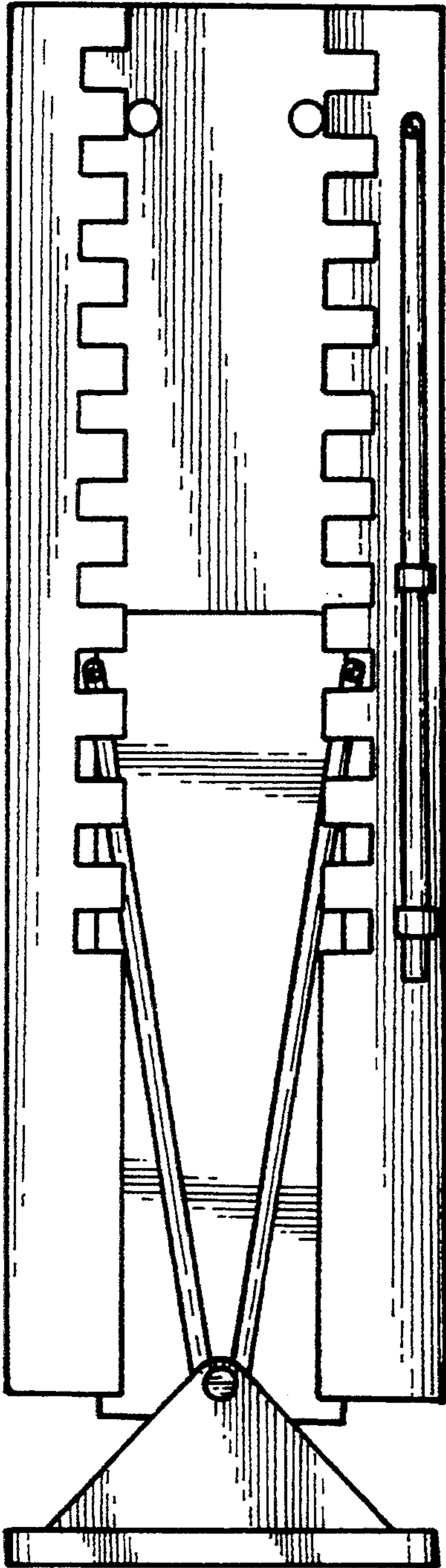


FIG. 2




FIG. 3



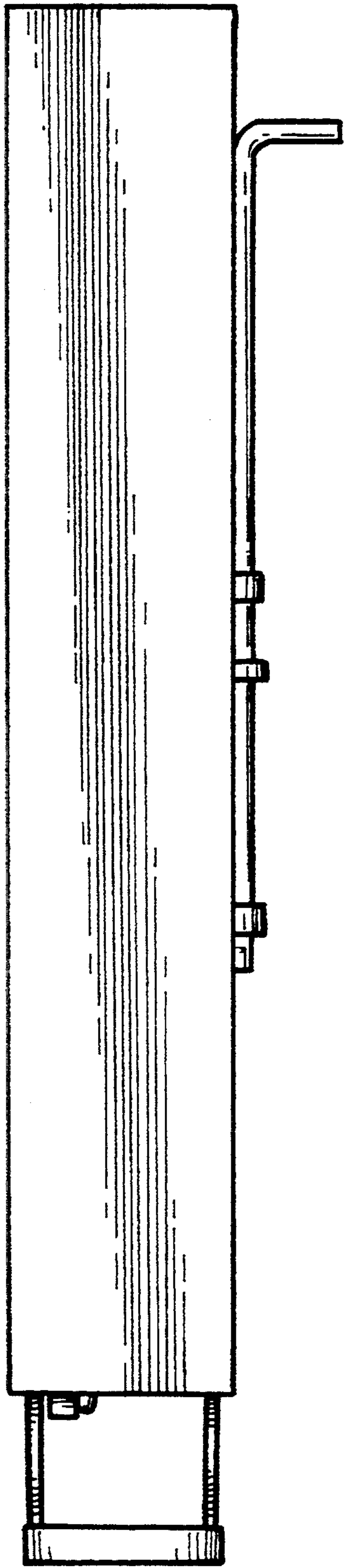


FIG. 4

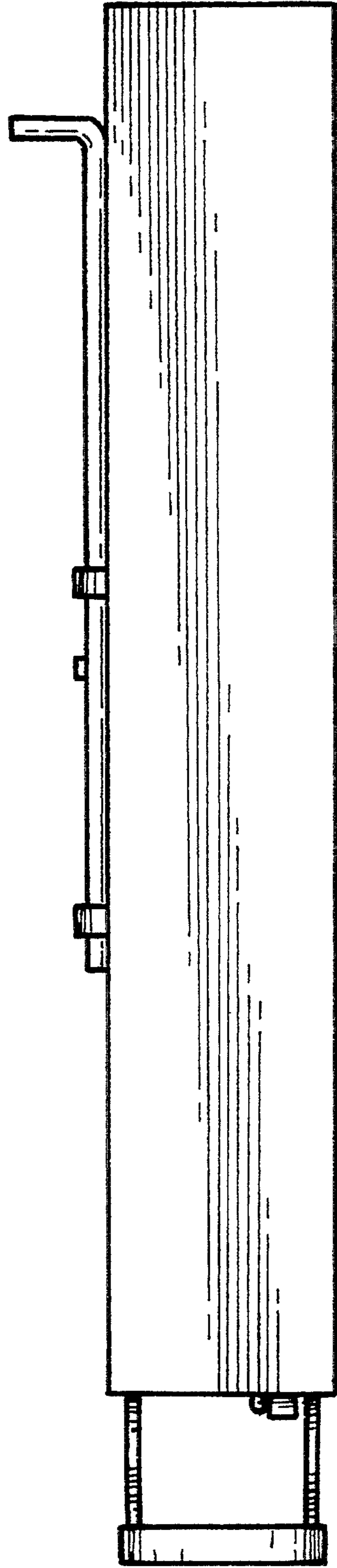


FIG. 5




FIG. 6

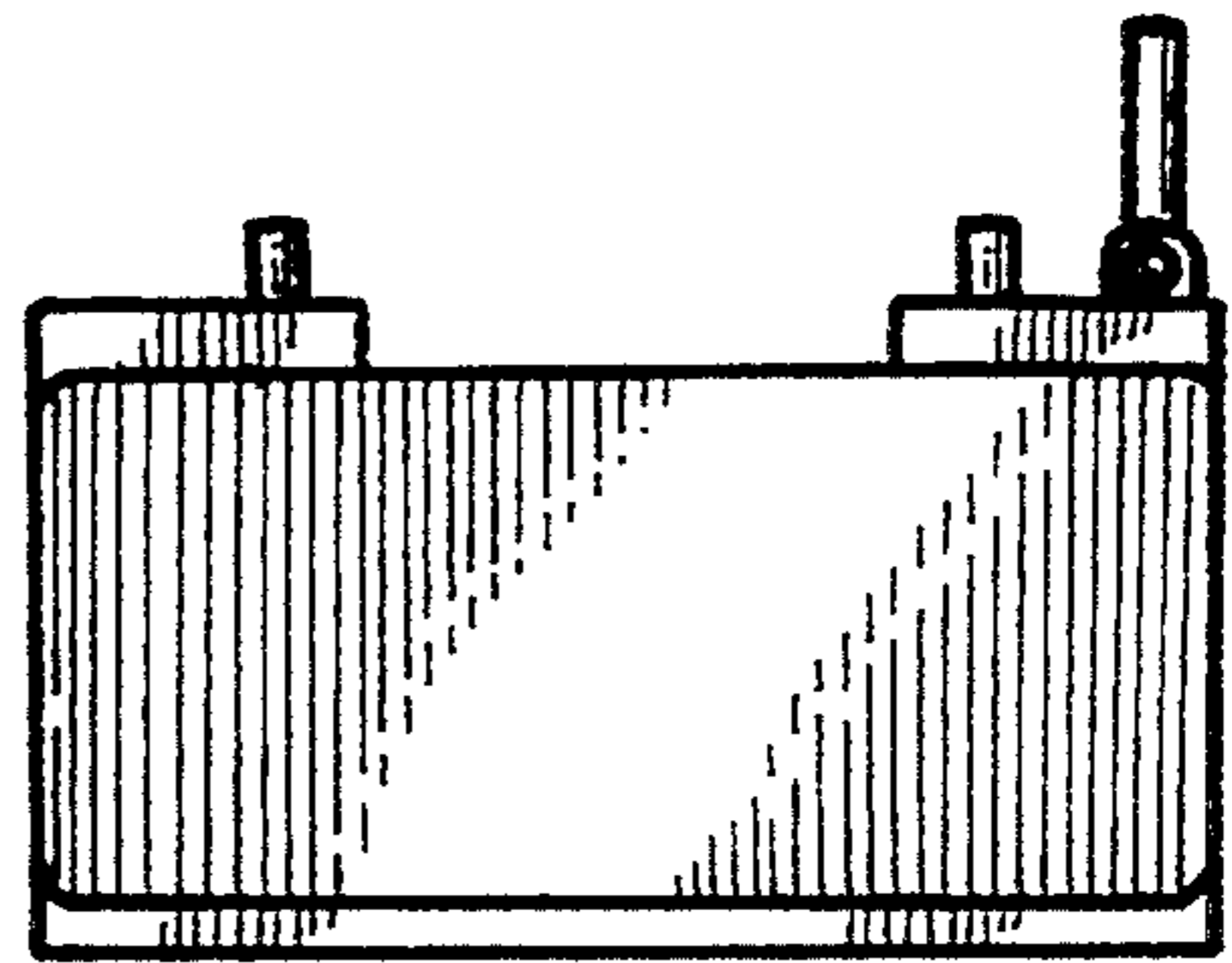


FIG. 7