



US00D359323S

# United States Patent [19]

[11] Patent Number: **Des. 359,323**

Ross

[45] Date of Patent: **\*\* Jun. 13, 1995**

[54] **FOOT WEDGE FOR SQUATTING EXERCISES**

4,452,449	6/1984	Propst	482/79
4,561,649	12/1985	Forsythe	482/88
5,284,465	2/1994	Homan, Jr.	482/79

[76] Inventor: **Daniel E. Ross**, 3025 Maplenut Ave., Modesto, Calif. 95350

*Primary Examiner*—Prabhakar G. Deshmukh  
*Assistant Examiner*—Philip Hyder  
*Attorney, Agent, or Firm*—Linval B. Castle

[\*\*] Term: **14 Years**

[21] Appl. No.: **19,580**

[57] **CLAIM**

[22] Filed: **Mar. 7, 1994**

The ornamental design for a foot wedge for squatting exercises, as shown and described.

[52] U.S. Cl. .... **D21/191**

[58] Field of Search ..... D21/191, 194, 193;  
482/51, 79, 80, 92, 148


**DESCRIPTION**

[56] **References Cited**

**U.S. PATENT DOCUMENTS**

D. 251,313	3/1979	Jinotti	D21/194
D. 280,052	8/1985	Hypponen	D6/349
D. 298,266	10/1988	Reyneke	D21/191
980,634	1/1911	Hazelton	482/80

FIG. 1 is a perspective view of a foot wedge for squatting exercises illustrating my new design; FIG. 2 is a side elevational view thereof, the opposite side being a mirror image thereof; FIG. 3 is a top plan view thereof; FIG. 4 is a front elevational view thereof; FIG. 5 is a rear elevational view thereof; and, FIG. 6 is a bottom view thereof.






FIG. 1

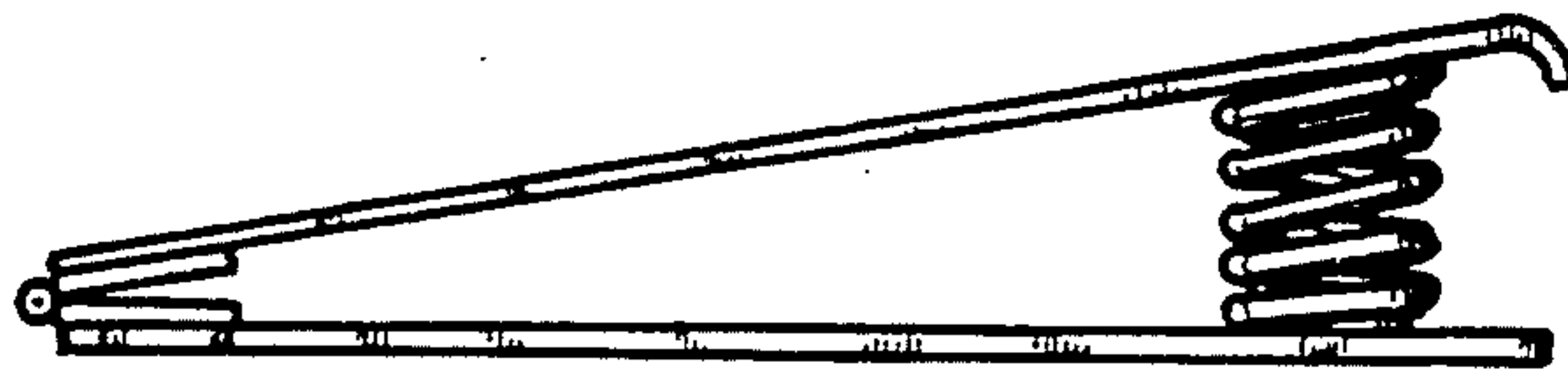


FIG. 2




FIG. 3




FIG. 4




FIG. 5




FIG. 6