



US00D359297S

# United States Patent [19]

[11] Patent Number: **Des. 359,297**

**Miyahara**

[45] Date of Patent: **\*\* Jun. 13, 1995**

[54] **VIDEO CAMERA WITH VIDEO TAPE RECORDER**

[75] Inventor: **Kazuhiko Miyahara**, Yokohama, Japan

[73] Assignee: **Canon Kabushiki Kaisha**, Tokyo, Japan

[\*\*] Term: **14 Years**

[21] Appl. No.: **24,875**

[22] Filed: **Jun. 22, 1994**

D. 327,698	7/1992	Masuda .....	D16/202
D. 328,087	7/1992	Shibata et al. ....	D16/202
D. 331,767	12/1992	Yoshida .....	D16/202
D. 331,935	12/1992	Tanaka .....	D16/202
D. 332,108	12/1992	Kondo .....	D16/202
D. 336,910	6/1993	Yoshida .....	D16/202
D. 336,911	6/1993	Masuda .....	D16/202
D. 337,341	7/1993	Masuda .....	D16/202
D. 337,597	7/1993	Yoshida .....	D16/202
D. 341,616	11/1993	Takita et al. ....	D16/202
D. 342,083	12/1993	Kondoh .....	D16/202
D. 342,540	12/1993	Mori et al. ....	D16/202
D. 342,960	1/1994	Kurata .....	D16/202
5,132,800	7/1992	Wada et al. ....	348/207

### Related U.S. Application Data

[63] Continuation of Ser. No. 12,896, Sep. 14, 1993, abandoned.

[52] U.S. Cl. .... **D16/202**

[58] Field of Search ..... **D16/200-206, D16/208; 352/34, 242, 243; 354/82, 288; 348/373-376**

### [56] References Cited

#### U.S. PATENT DOCUMENTS

D. 289,645	5/1987	Kondo .....	D14/78
D. 316,419	4/1991	Matsumura .....	D16/202
D. 316,420	4/1991	Tanaka .....	D16/202
D. 322,266	12/1991	Ichiyoshi .....	D16/202
D. 322,267	12/1991	Matsumura .....	D16/202
D. 322,448	12/1991	Kondo .....	D16/202
D. 323,841	2/1992	Iwama et al. ....	D16/202

*Primary Examiner*—Prabhakar G. Deshmukh  
*Assistant Examiner*—Adir Aronovich  
*Attorney, Agent, or Firm*—Fitzpatrick, Cella, Harper & Scinto

### [57] CLAIM

The ornamental design for a video camera with video tape recorder, as shown and described.

### DESCRIPTION

FIG. 1 is a front elevational view of a video camera with video tape recorder showing my new design; FIG. 2 is a rear elevational view thereof; FIG. 3 is a top plan view thereof; FIG. 4 is a bottom plan view thereof; FIG. 5 is a left side elevational view thereof; FIG. 6 is a right side elevational view thereof; and, FIG. 7 is a perspective view thereof.

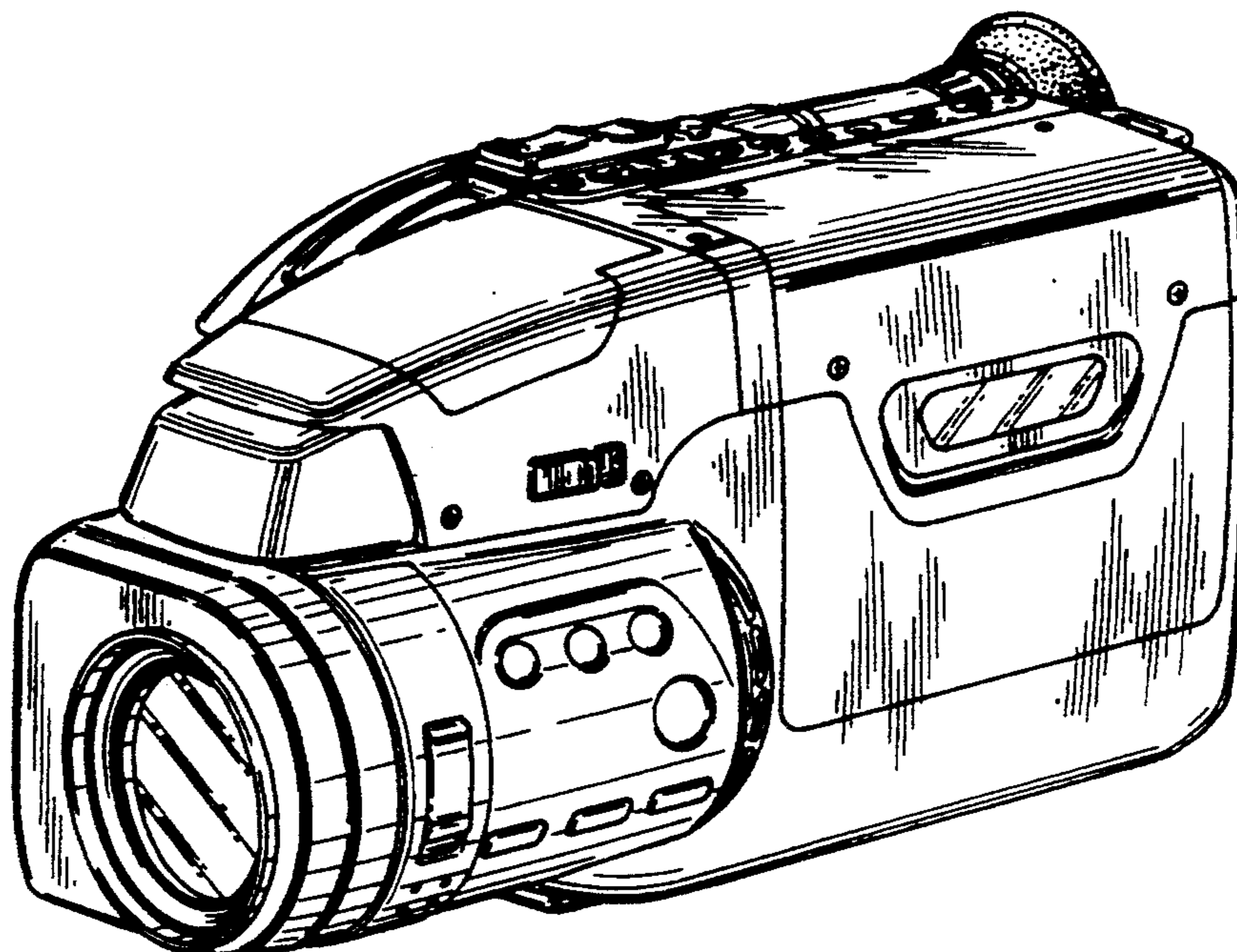


FIG. 1




FIG. 2

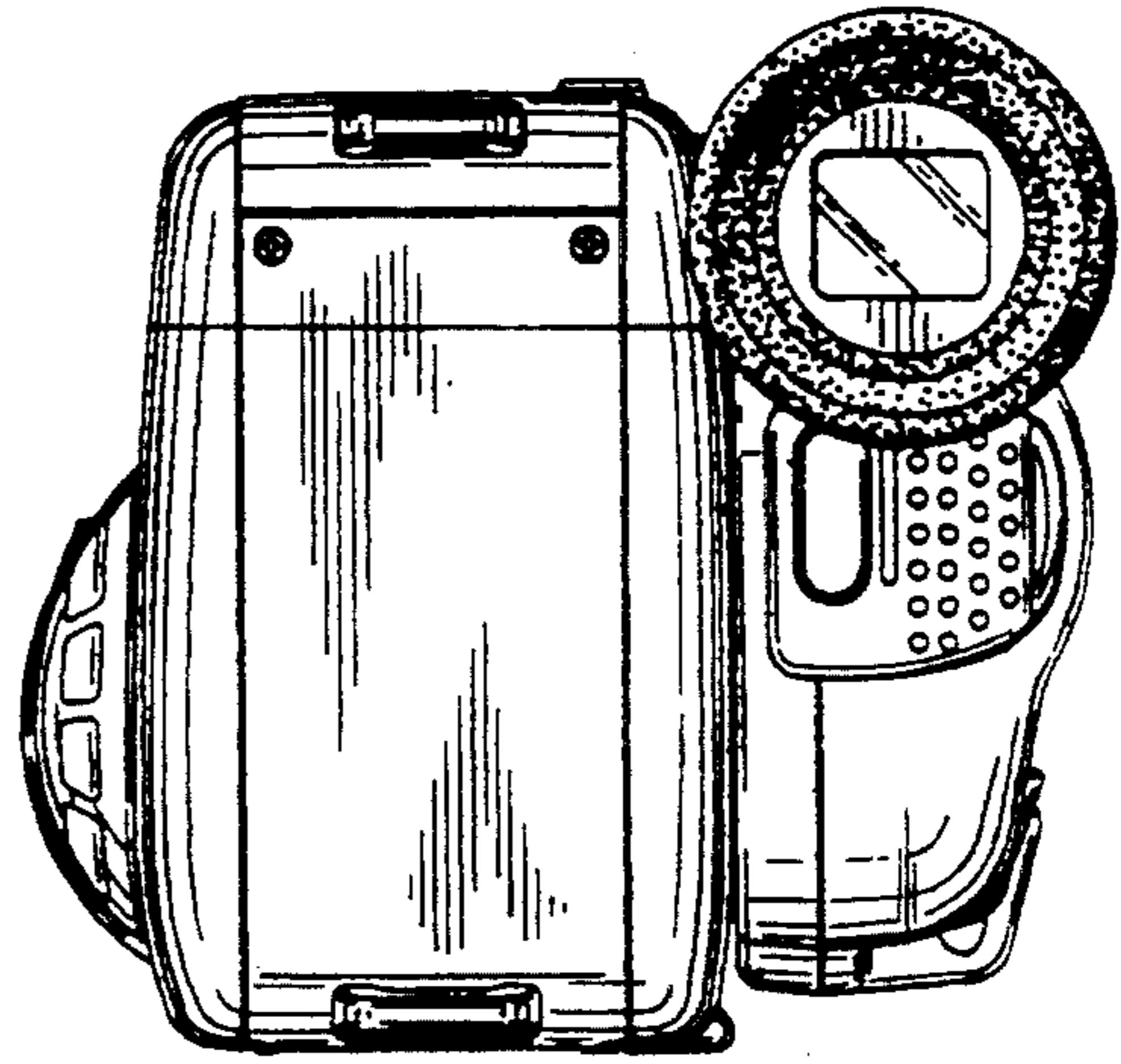


FIG. 3

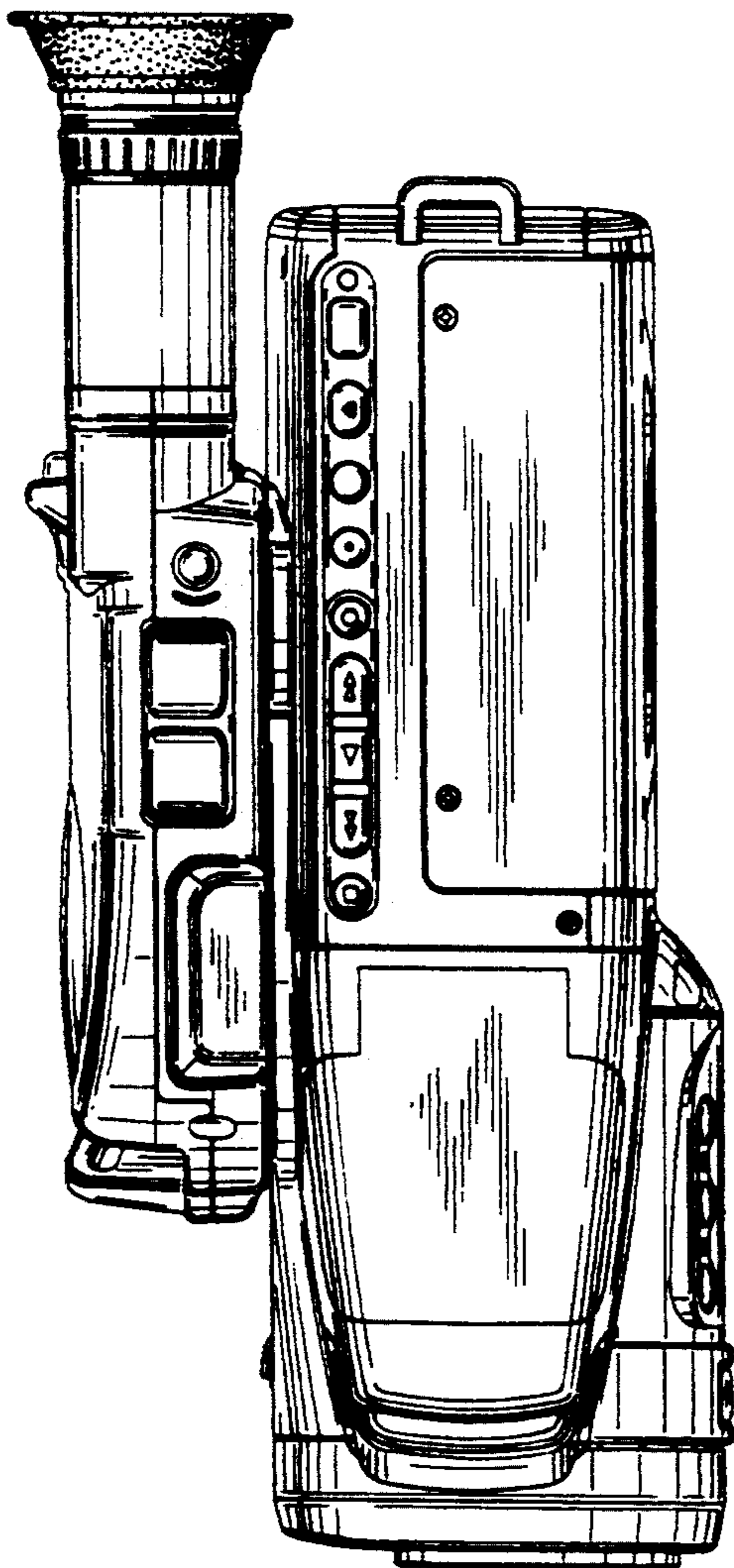


FIG. 4

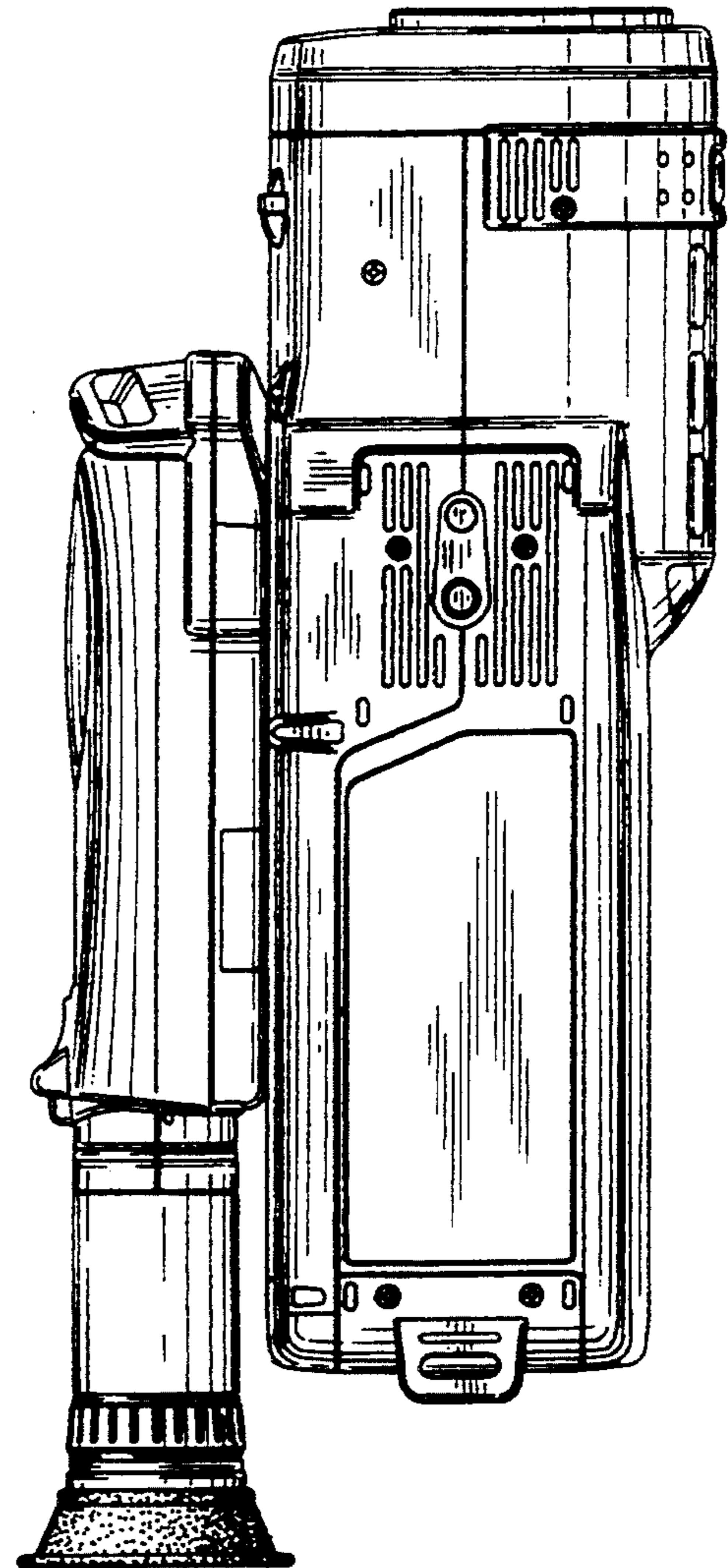


FIG. 5

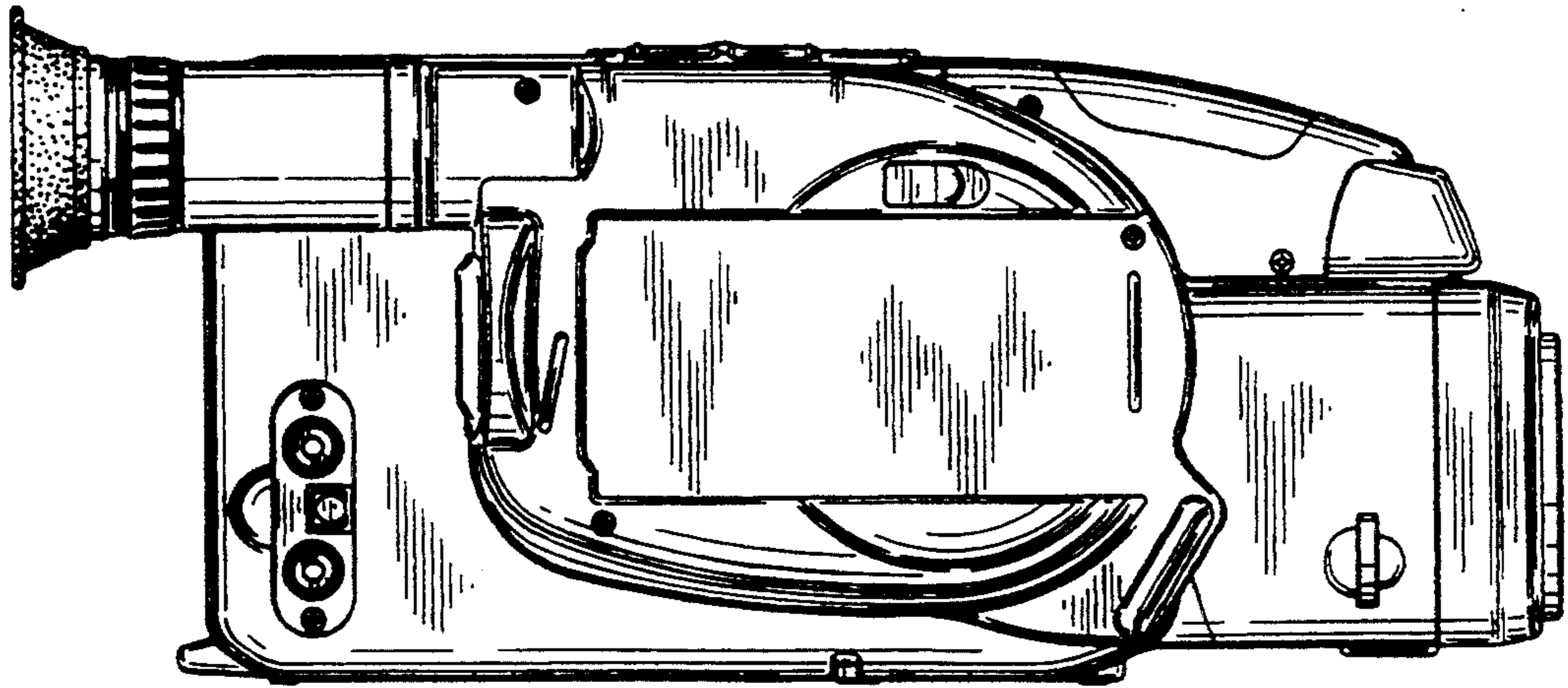


FIG. 6

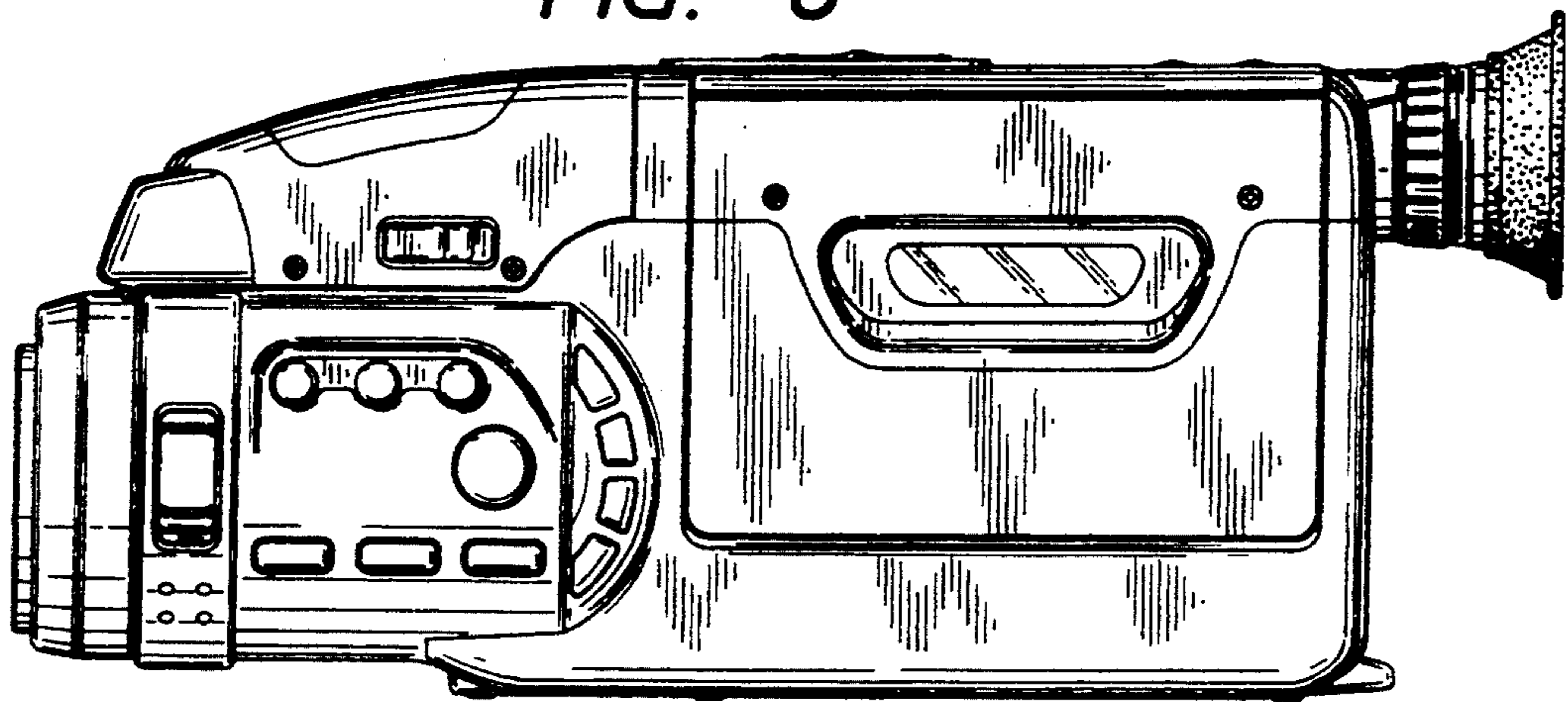
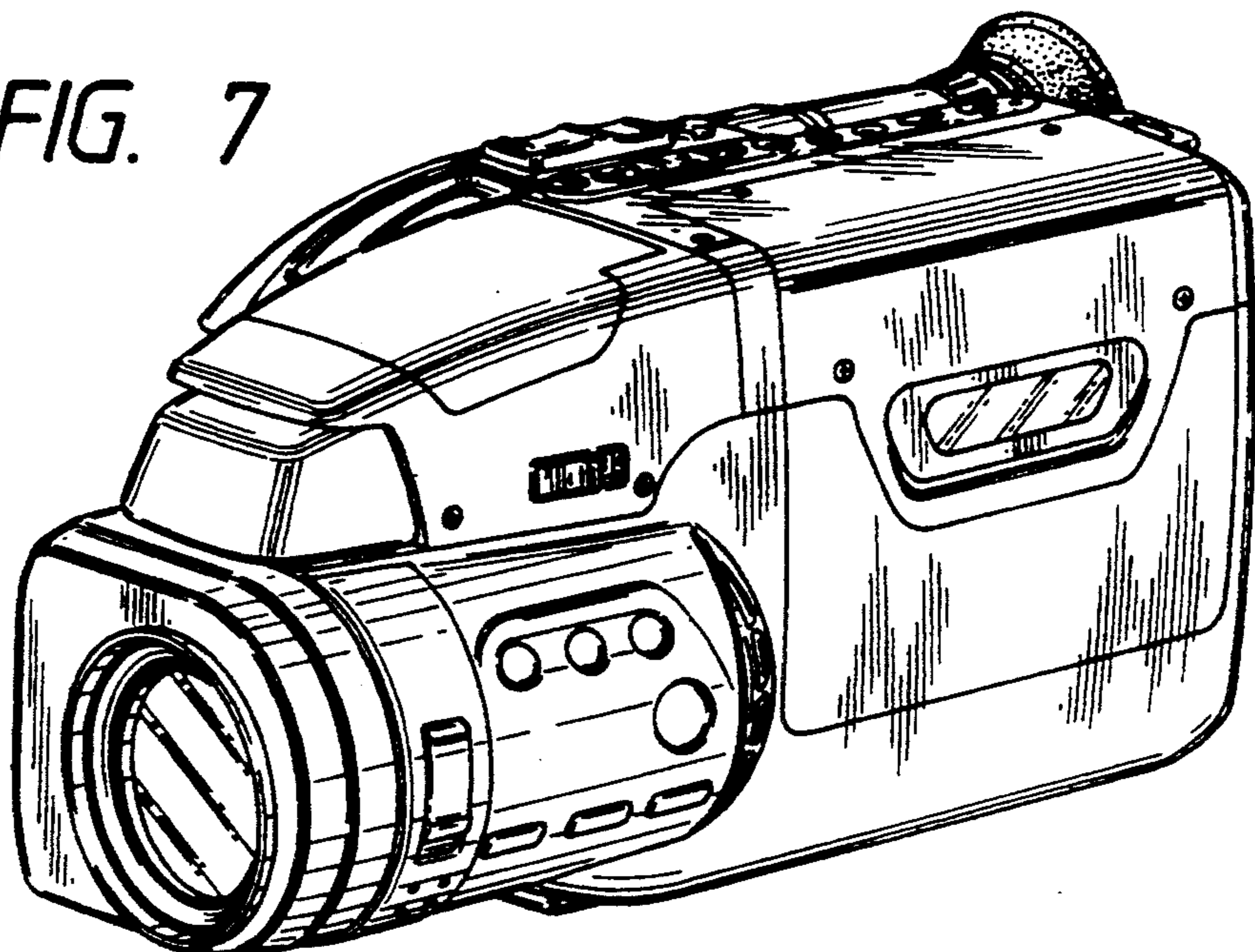


FIG. 7



UNITED STATES PATENT AND TRADEMARK OFFICE  
CERTIFICATE OF CORRECTION

PATENT NO. : Des. 359,297  
DATED : June 13, 1995  
INVENTOR : KAZUHIKO MIYAHARA

It is certified that errors appear in the above-identified patent and that said Letters Patent is hereby corrected as shown below:

COVER PAGE

In the left column of the cover page, the following notice should be added:

--Notice: The portion of the term of the patent subsequent to Feb. 7, 2009 has been disclaimed.--

In the left column of the cover page, the following foreign priority data should be identified:

[30] --Foreign Applictaion Priority Data

March 17, 1993 [JP] Japan.....5-7585--.

Signed and Sealed this  
Twelfth Day of December, 1995



Attest:

BRUCE LEHMAN

Attesting Officer

Commissioner of Patents and Trademarks