



US00D359295S

United States Patent [19]
Szabo

[11] **Patent Number: Des. 359,295**
[45] **Date of Patent: ** Jun. 13, 1995**

[54] **PLUG CAP**
[75] **Inventor: Bela G. Szabo, Warrendale, Pa.**
[73] **Assignee: Chick Machine Tool, Inc., Warrendale, Pa.**
[**] **Term: 14 Years**
[21] **Appl. No.: 3,657**
[22] **Filed: Jan. 13, 1993**
[52] **U.S. Cl. D15/199; D8/499; D15/138**
[58] **Field of Search D15/138, 199; D8/499; 138/89.4, 90; 141/326, 350; 137/846; 220/229, 254, 268, 307, 361, DIG. 9; 215/363**

4,481,977 11/1984 Maldavs .
4,583,654 4/1986 Pufpaff et al. .
4,664,394 5/1987 Thessig et al. .
4,809,871 3/1989 Angelchik .
4,902,043 2/1990 Zillig et al. 138/89.4
4,930,953 6/1990 Fischer .
5,005,737 4/1991 Rohr .
5,071,017 12/1991 Stuli 220/229
5,112,175 5/1992 Wilkening .

FOREIGN PATENT DOCUMENTS

621928 12/1962 Belgium 137/846
2830800 2/1979 Germany 137/846
57-178639 11/1982 Japan .
138261 11/1952 Sweden 220/DIG. 19

Primary Examiner—B. J. Bullock
Attorney, Agent, or Firm—Browdy and Neimark

[56] **References Cited**
U.S. PATENT DOCUMENTS

571,708 11/1896 Thompson 220/229
1,630,805 5/1927 Schuster 215/363
1,887,557 11/1932 Keidel .
2,157,512 5/1939 Watt .
2,213,465 9/1940 Gay .
2,436,291 2/1948 Daniel 220/229
2,594,318 4/1952 Langdon 137/846
3,425,313 2/1969 Villo .
3,739,936 6/1973 Jones, Jr. .
3,824,890 7/1974 Zettler et al. .
3,941,270 3/1976 Spielman 141/350
4,053,084 10/1977 Anderson .
4,091,842 5/1978 Greenawalt et al. .
4,262,701 4/1981 Beacom .
4,449,870 5/1984 Suzuki .

[57] **CLAIM**

The ornamental design for a plug cap, as shown and described.

DESCRIPTION

FIG. 1 is a top perspective view of a plug cap in accordance with the present design.
FIG. 2 is a top plan view thereof;
FIG. 3 is a bottom plan view thereof;
FIG. 4 is a front elevational view (back elevational view is the same) thereof;
FIG. 5 is a sectional view taken in the direction of the arrows on line 5—5 of FIG. 2; and,
FIG. 6 is a top plan view thereof, in the compressed condition.

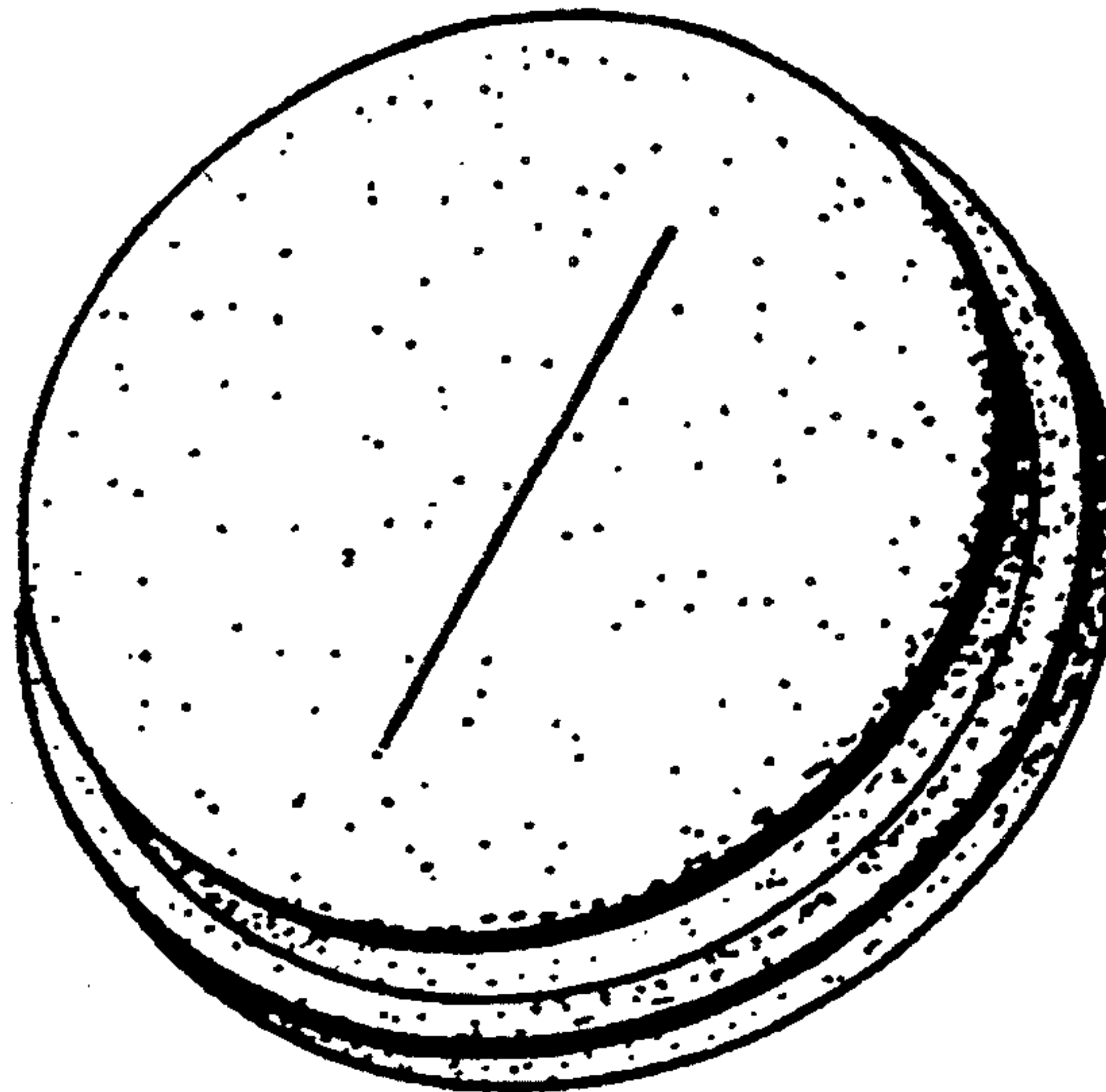


FIG. 1

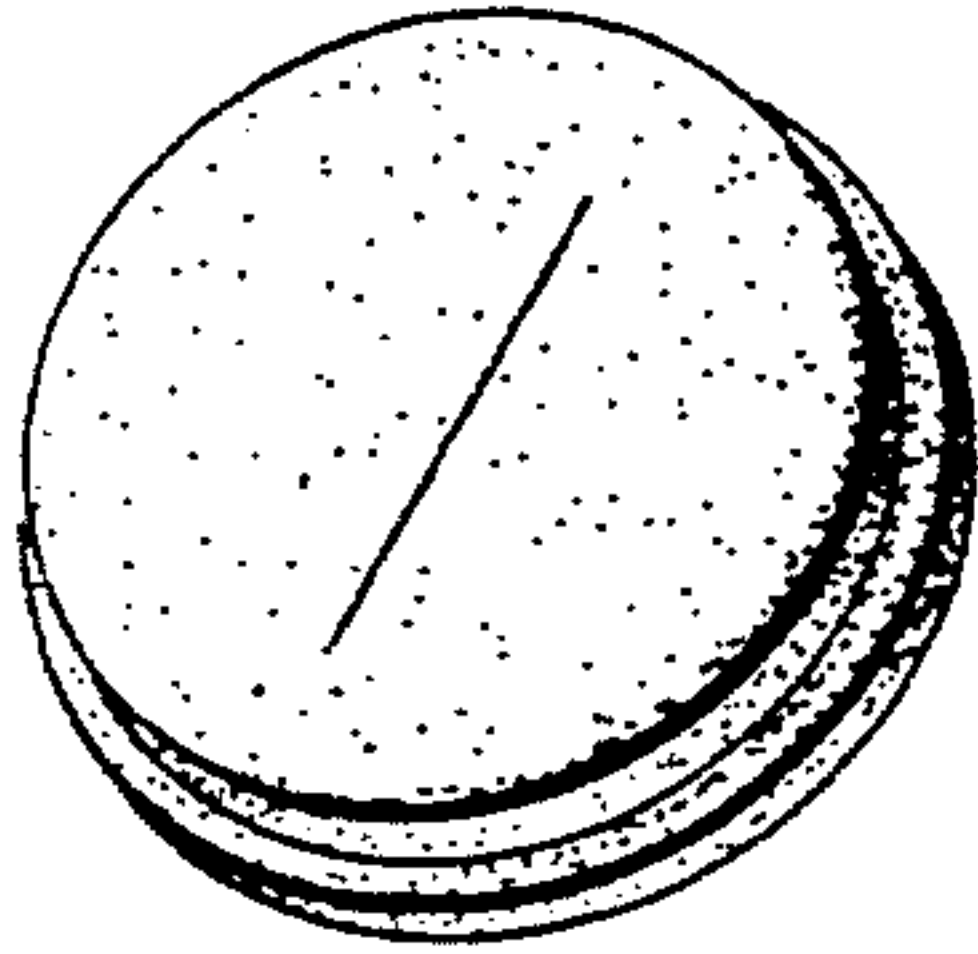


FIG. 2

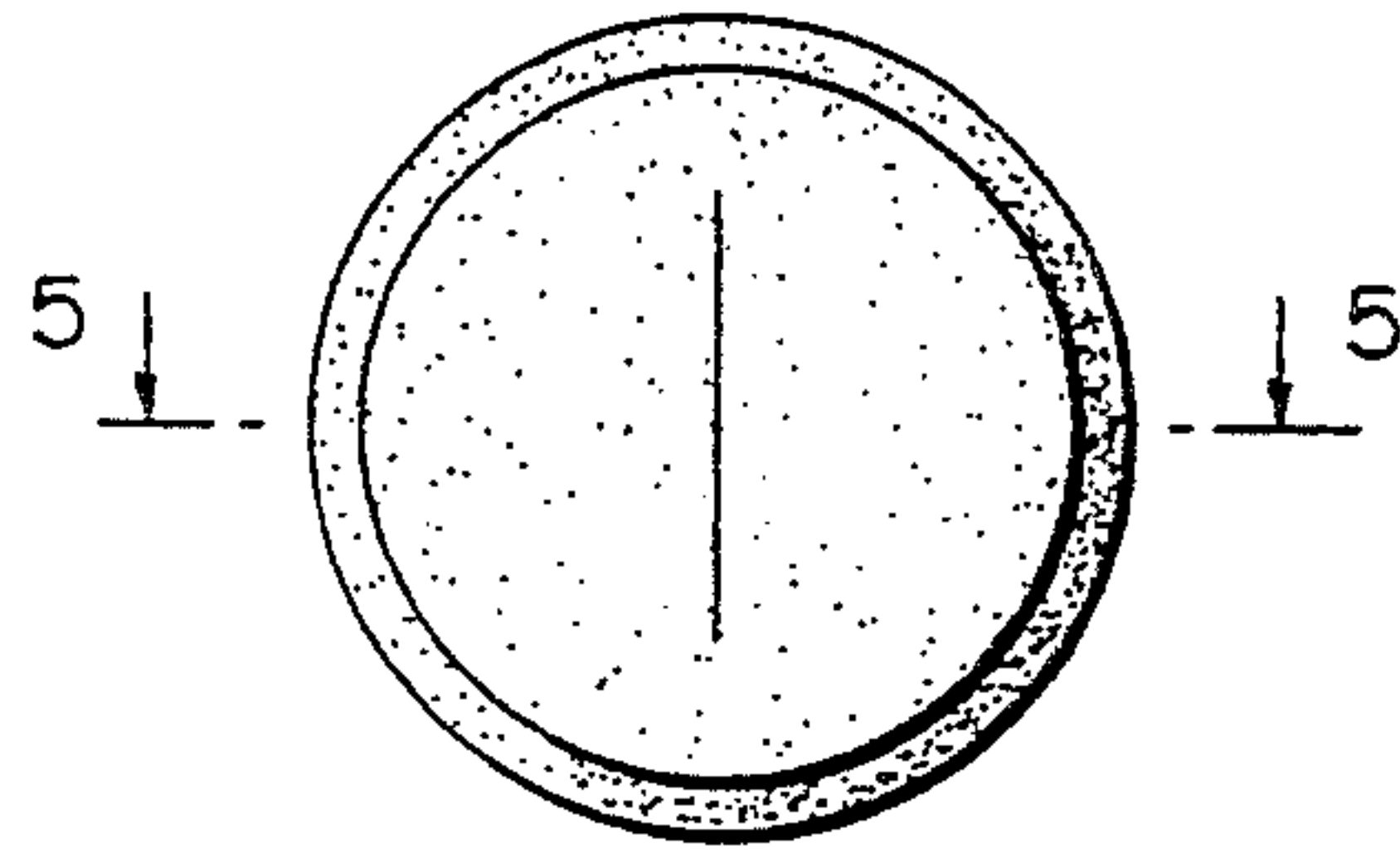


FIG. 3

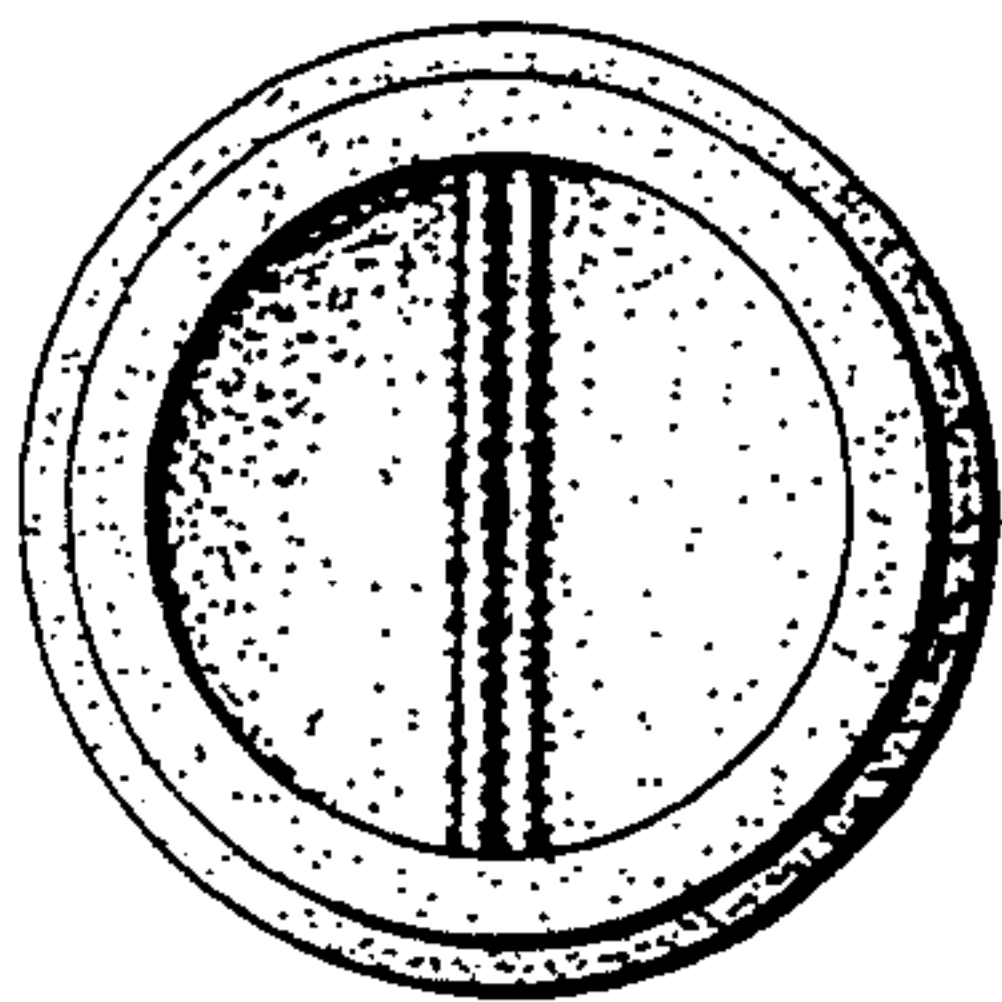


FIG. 4




FIG. 5



FIG. 6

