



US00D359288S

United States Patent [19]

Underwood

[11] Patent Number: **Des. 359,288**

[45] Date of Patent: **** Jun. 13, 1995**

[54] **SHIELD FOR TELEPHONE KEY PAD**

[75] Inventor: **John P. Underwood**, Phoenix, Ariz.

[73] Assignee: **Dan B. Poole**, Phoenix, Ariz.

[**] Term: **14 Years**

[21] Appl. No.: **8,302**

[22] Filed: **May 13, 1993**

[52] U.S. Cl. **D14/750; D14/244; D6/310**

[58] **Field of Search** D14/100, 114, 257, 299, D14/240, 247, 250, 253, 140, 138, 246, 244; 379/437, 429, 447, 441, 455, 451, 452, 450, 449, 439, 433, 428, 419, 368, 369, 370, 446, 58-60; 455/89, 90, 348; D13/154, 177; D6/310, 314

[56] **References Cited**

U.S. PATENT DOCUMENTS

D. 225,067	11/1972	Katz	D14/257
D. 241,857	10/1976	Wulf	D14/247
D. 262,215	12/1981	Obst	D14/247
D. 291,699	9/1987	Duffin, II	D14/114

D. 315,908	4/1991	Ward	D14/250
3,838,229	9/1974	Morrell et al.	379/437 X
3,881,071	4/1975	Willis et al.	379/429
4,438,300	3/1984	Morse	379/447
5,134,654	7/1992	McGough	379/441 X
5,140,632	8/1992	Anten	D14/140 X
5,157,722	10/1992	Hollowed et al.	379/455 X

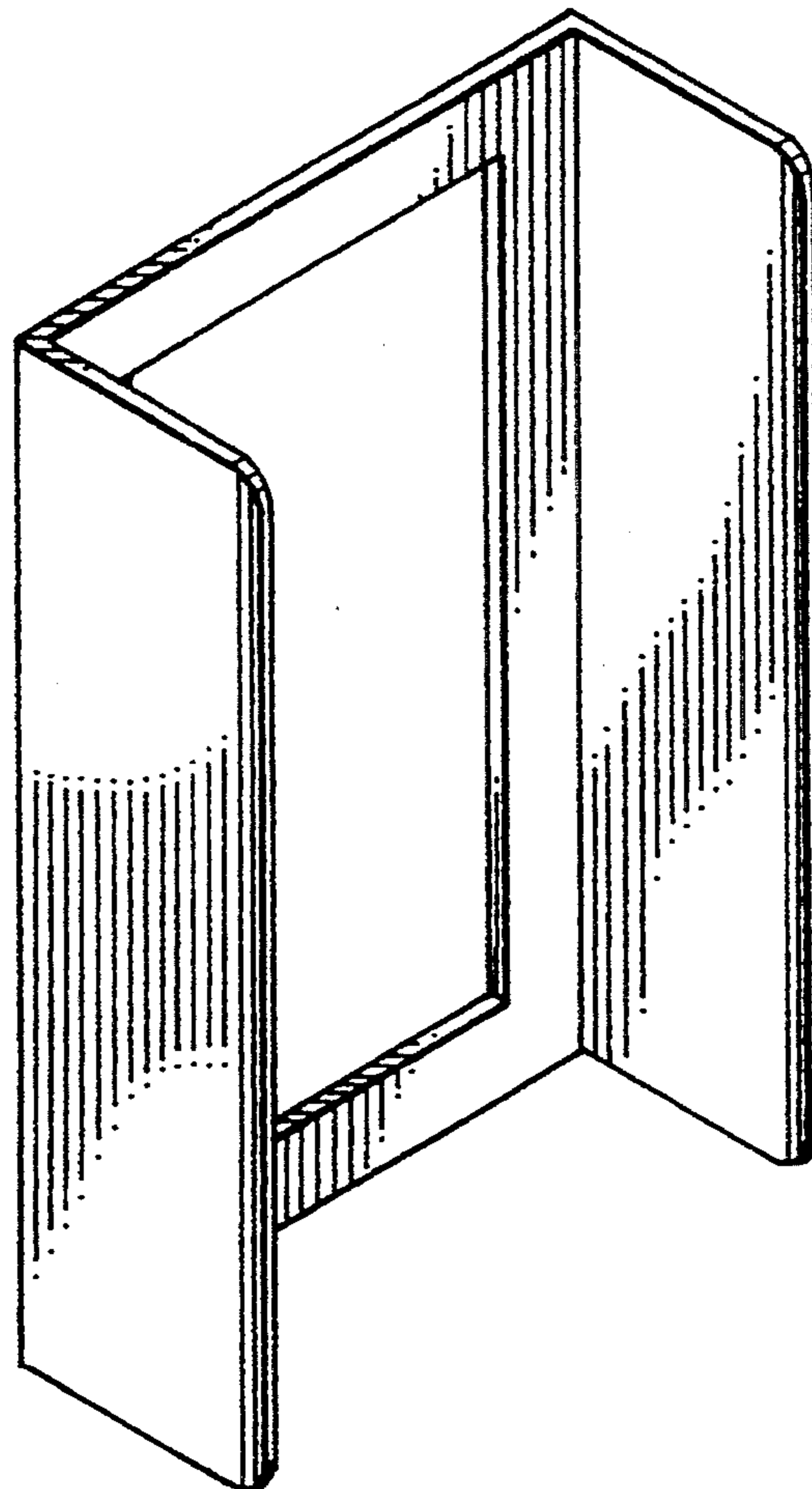
Primary Examiner—Jeffrey Asch
Attorney, Agent, or Firm—Parsons & Associates; Don J. Flickinger; Robert A. Parsons

[57] CLAIM

The ornamental design for shield for a telephone key pad, as shown and described.

DESCRIPTION

FIG. 1 is a shield for a telephone key pad, showing my new design therefor;
FIG. 2 is a front elevational view;
FIG. 3 is a rear elevational view;
FIG. 4 is a left side elevational view, the right side being a mirror image; and,
FIG. 5 is a top plan view, the bottom plan view being identical.



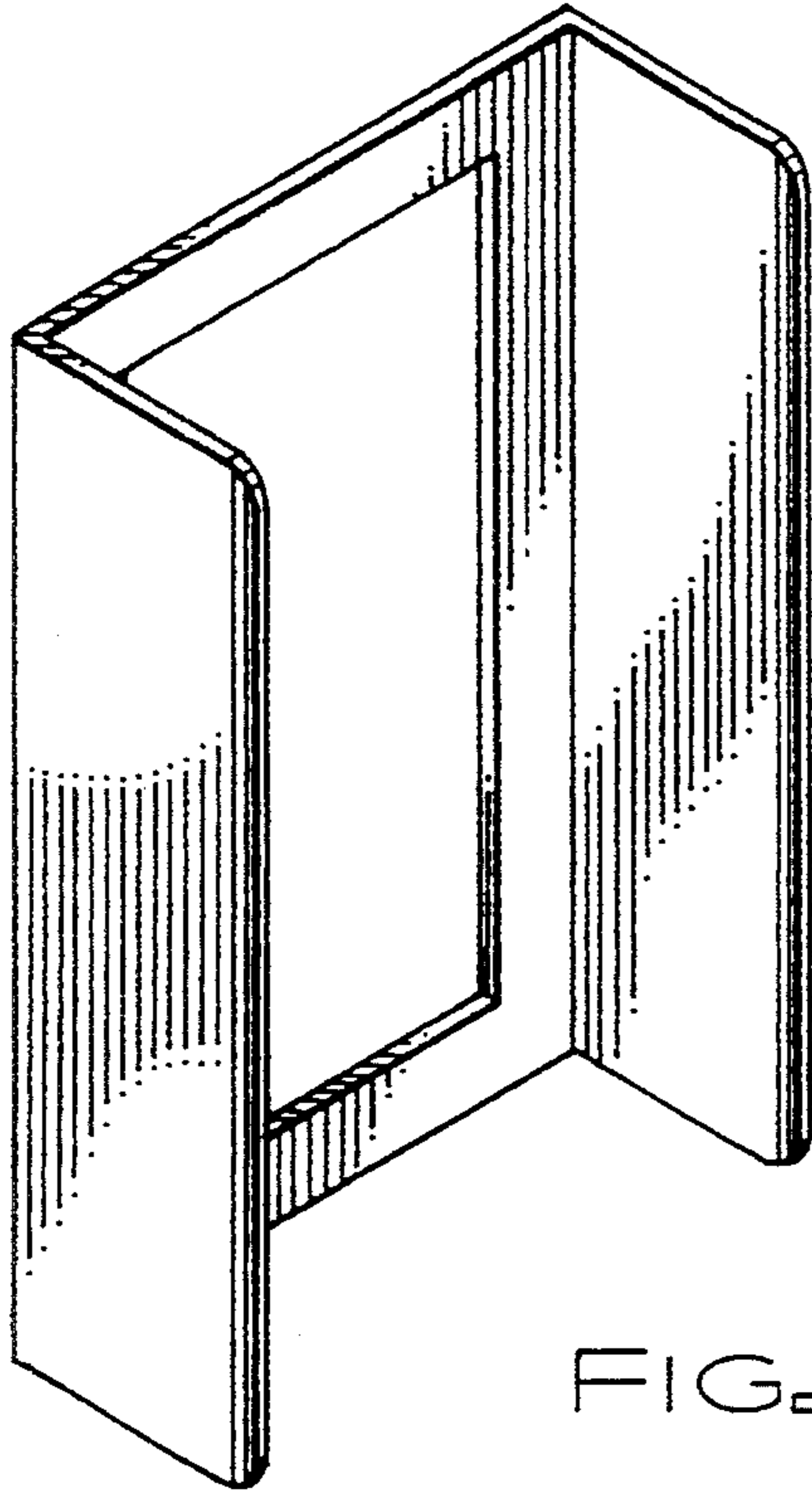


FIG. 1

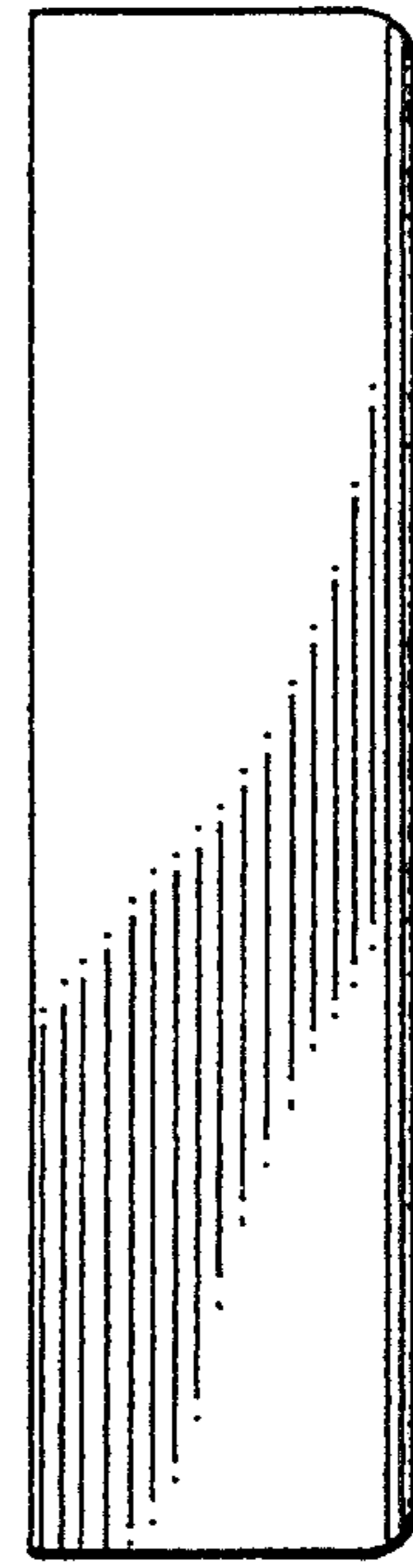


FIG. 4

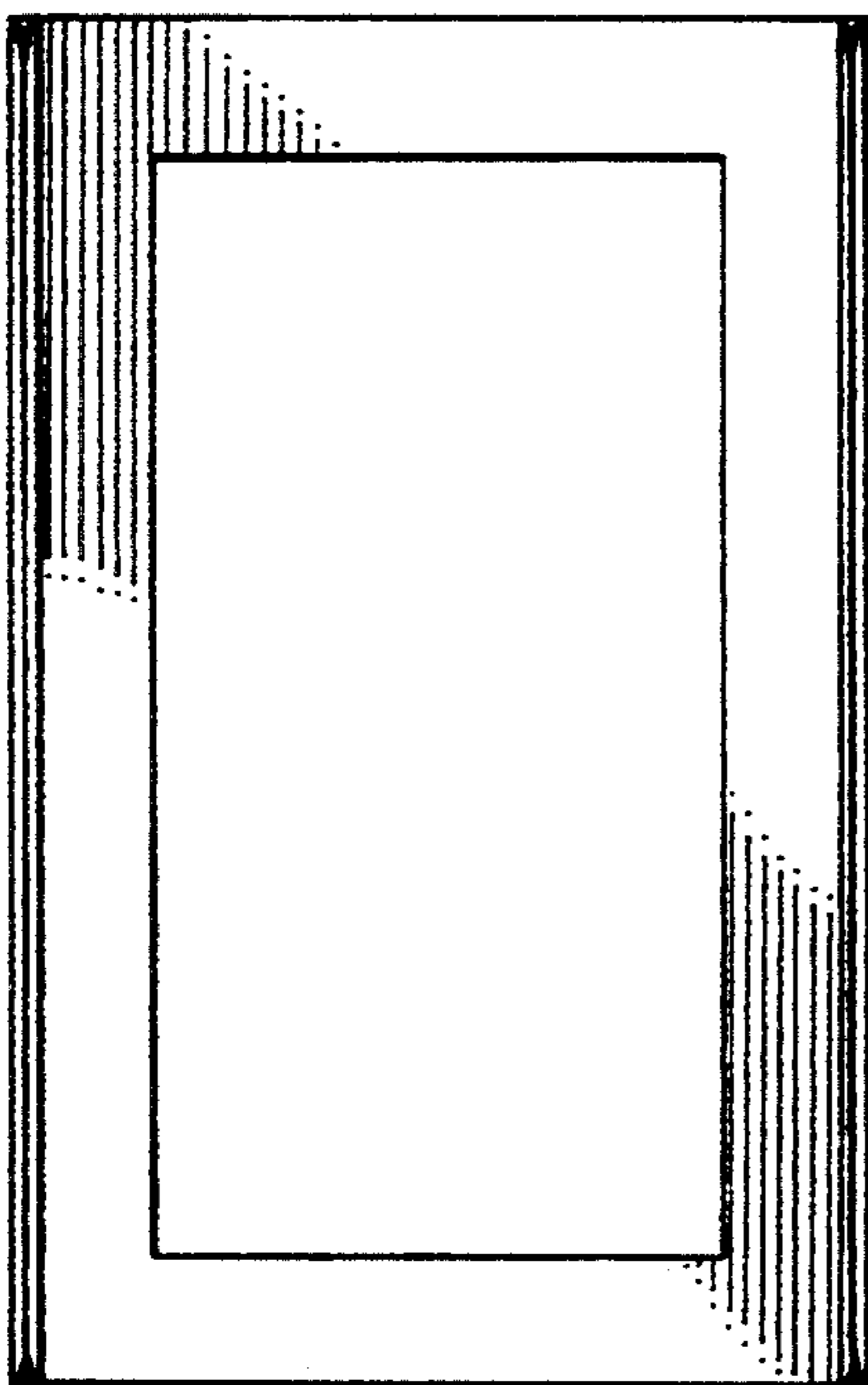


FIG. 2




FIG. 3

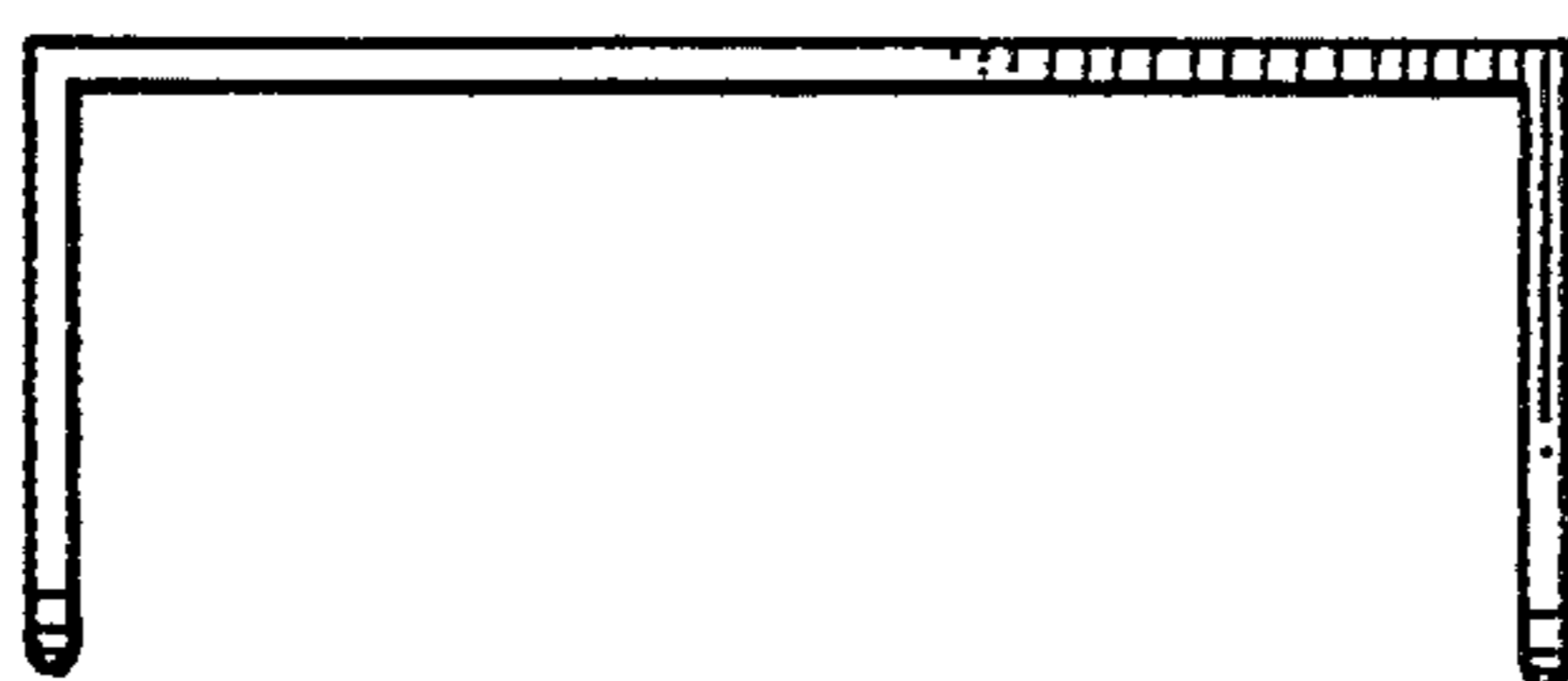


FIG. 5