



US00D359254S

# United States Patent [19]

[11] Patent Number: **Des. 359,254**

Gross et al.

[45] Date of Patent: **\*\* Jun. 13, 1995**

[54] EARRING

[76] Inventors: **Barbara Gross; Sandy Gross**, both of  
8025 S. Clippinger Dr., Cincinnati,  
Ohio 45202-3957

[\*\*] Term: **14 Years**

[21] Appl. No.: **9,500**

[22] Filed: **Jun. 15, 1993**

[52] U.S. Cl. .... **D11/53**

[58] Field of Search ..... D11/1-2,  
D11/40-79, 81, 83; 63/1.1, 2, 12-14.8

[56] **References Cited**

**U.S. PATENT DOCUMENTS**

D. 117,366	10/1939	Genser	.....	D11/53
D. 117,928	12/1939	Leff	.....	D11/53
D. 119,857	4/1940	Hess	.....	D11/53
D. 152,680	2/1949	Duvalet	.....	D11/53

D. 247,959	5/1978	Krecic	.....	D11/83
D. 279,773	7/1985	Breyer-Lindner	.....	D11/81
D. 312,988	12/1990	Lazarus et al.	.....	D11/83

*Primary Examiner*—Ralf T. Seifert  
*Attorney, Agent, or Firm*—Birch, Stewart, Kolasch & Birch

[57] **CLAIM**

The ornamental design for an earring, as shown and described.

**DESCRIPTION**

FIG. 1 is a perspective view of an earring showing my new design;  
FIG. 2 is a front elevational view thereof;  
FIG. 3 is a right side elevational view thereof, the left side being a mirror image thereof;  
FIG. 4 is a rear elevational view thereof;  
FIG. 5 is a top plan view thereof; and,  
FIG. 6 is a bottom plan view thereof.



FIG. 1




FIG. 2

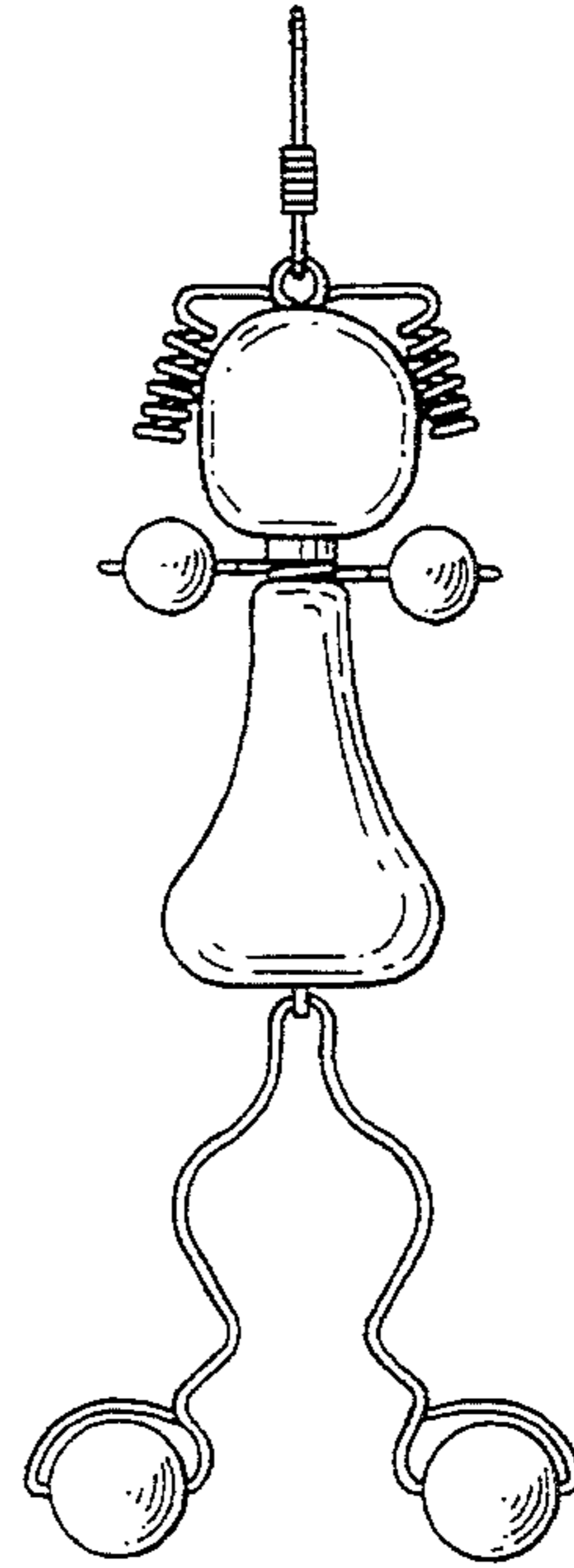


FIG. 3

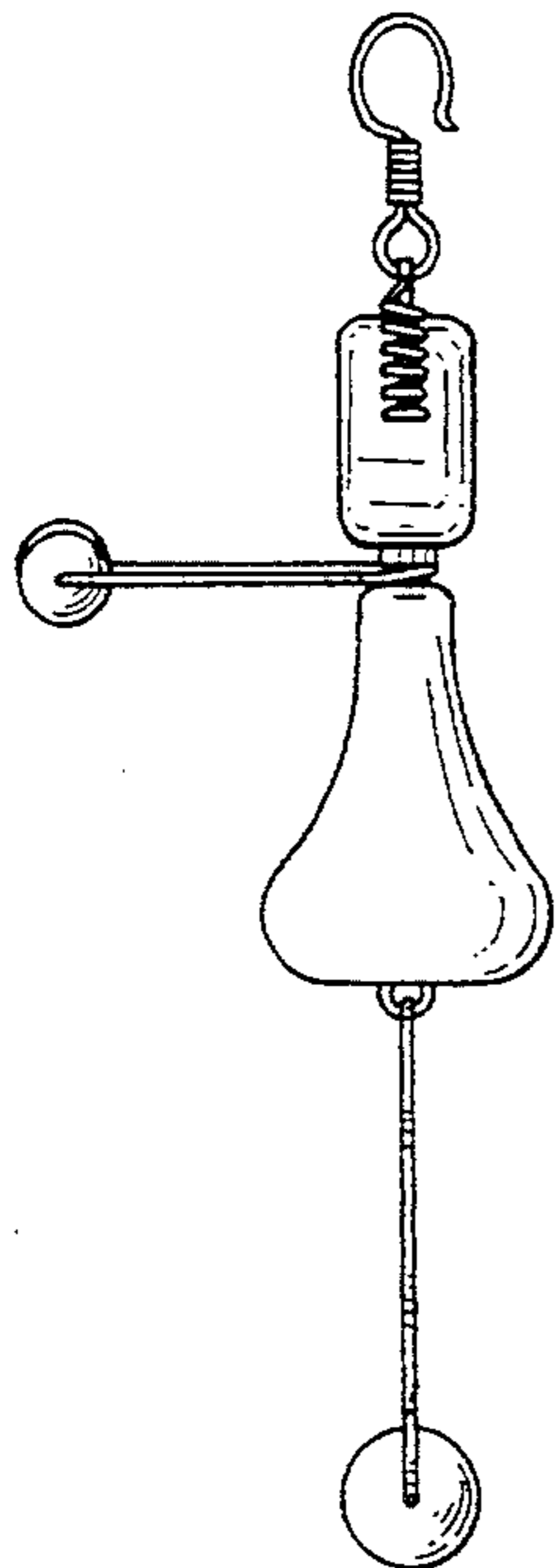


FIG. 4

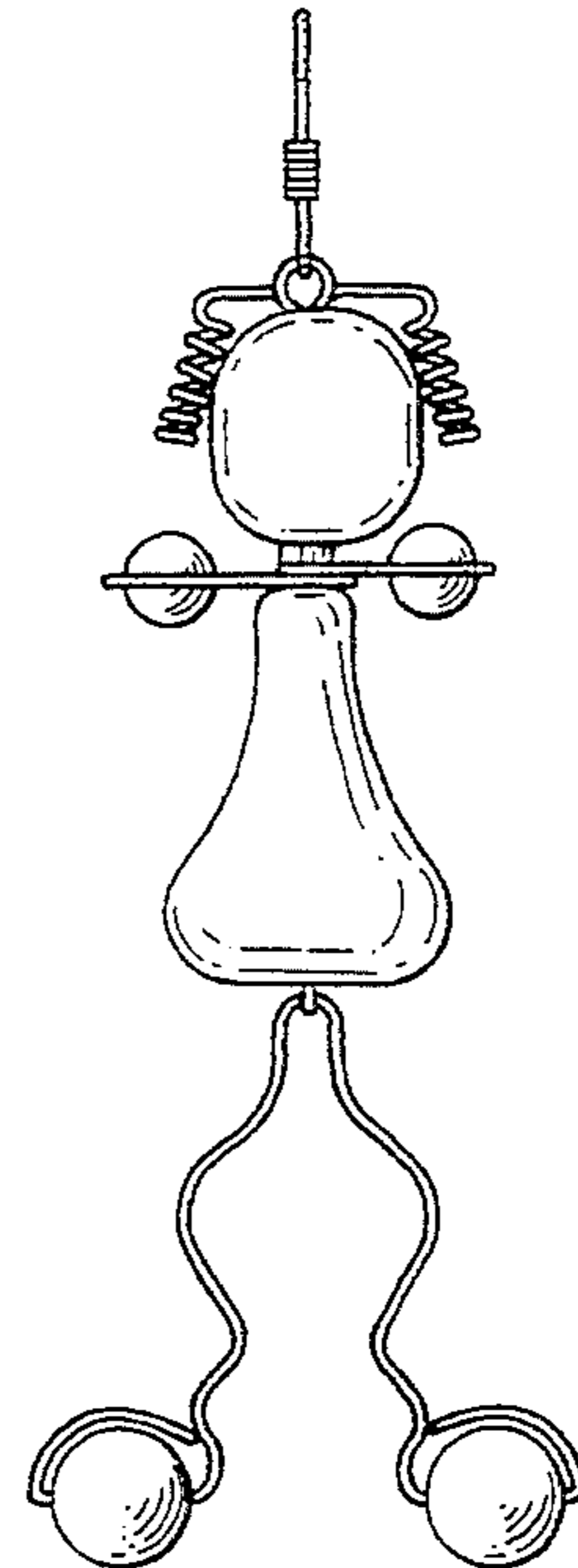


FIG. 5

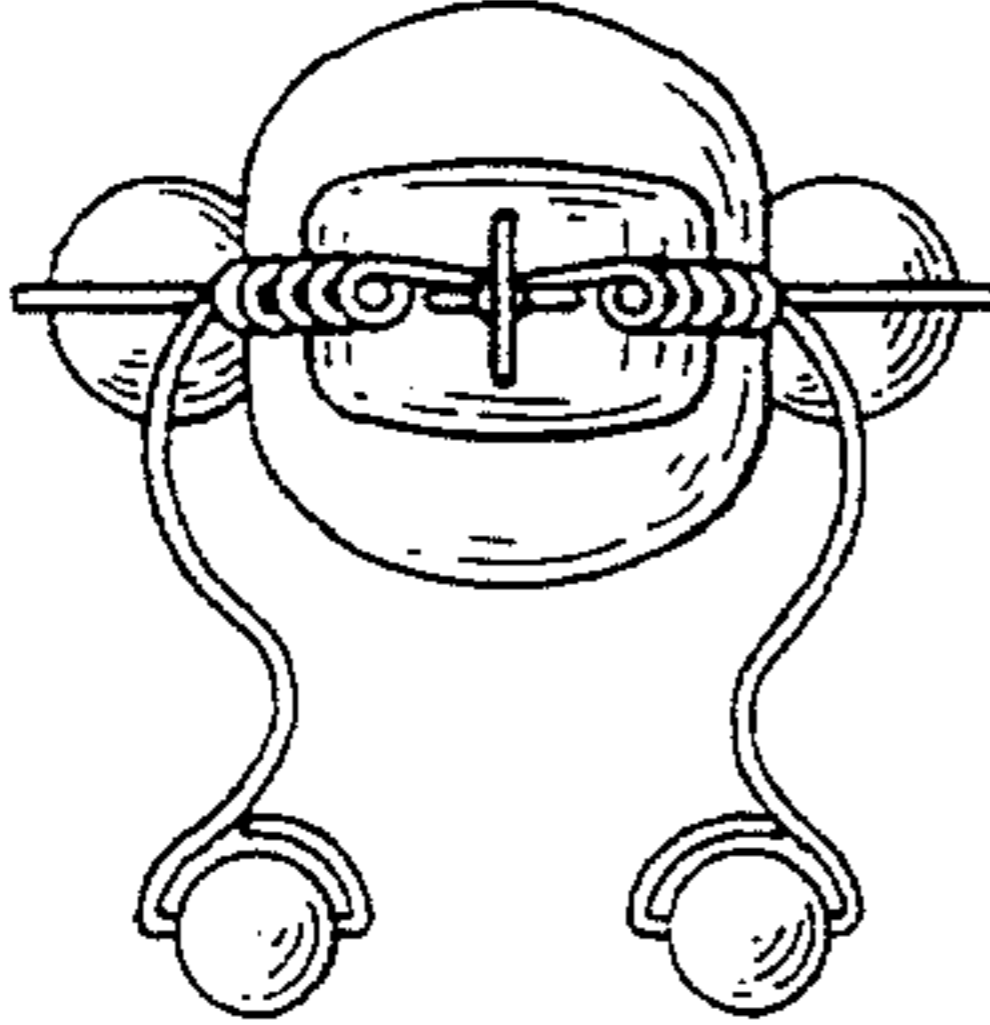


FIG. 6

