



US00D359242S

# United States Patent [19] Ito

[11] Patent Number: Des. 359,242  
[45] Date of Patent: \*\* Jun. 13, 1995

[54] WRISTWATCH  
[75] Inventor: Akie Ito, Tokyo, Japan  
[73] Assignee: Seikosha Co., Ltd., Japan  
[\*\*] Term: 14 Years  
[21] Appl. No.: 1,938  
[22] Filed: Nov. 25, 1992  
[52] U.S. Cl. .... D10/32; D10/33;  
D11/3  
[58] Field of Search ..... D10/1-40,  
D10/122-132; 368/223, 228, 232, 276-277,  
280-282, 285; D11/3, 5

D. 335,636 5/1993 Kaneko ..... D11/3  
D. 344,468 2/1994 Kaneko ..... D11/3

### OTHER PUBLICATIONS

*Hong Kong Enterprise Toy's '90*—Top row of watchbands.  
*Timepieces*—Jun. 1989—p. 14—Center column of watchbands.  
*Hong Kong Enterprise*—Jan. 1986—p. 199—Watch at bottom center.

*Primary Examiner*—Nelson C. Holtje  
*Attorney, Agent, or Firm*—Bruce L. Adams; Van C. Wilks

### [56] References Cited U.S. PATENT DOCUMENTS

D. 211,538 6/1968 Liem ..... D11/5  
D. 251,831 5/1979 Putnam ..... D11/5  
D. 301,983 7/1989 Benoit-Pequignet ..... D10/32  
D. 301,985 7/1989 Benoit-Pequignet ..... D10/32  
D. 309,114 7/1990 Benoit-Pequignet ..... D10/33  
D. 334,000 3/1993 Kaneko ..... D11/3  
D. 334,544 4/1993 Kaneko ..... D11/3  
D. 334,545 4/1993 Kaneko ..... D11/3  
D. 334,899 4/1993 Kaneko ..... D11/3

[57] CLAIM  
The ornamental design for a wristwatch, as shown and described.

### DESCRIPTION

FIG. 1 is a front elevational view of a wristwatch showing my new design;  
FIG. 2 is a rear elevational view thereof;  
FIG. 3 is a top plan view thereof;  
FIG. 4 is a bottom plan view thereof;  
FIG. 5 is a left side elevational view thereof; and,  
FIG. 6 is a right side elevational view.



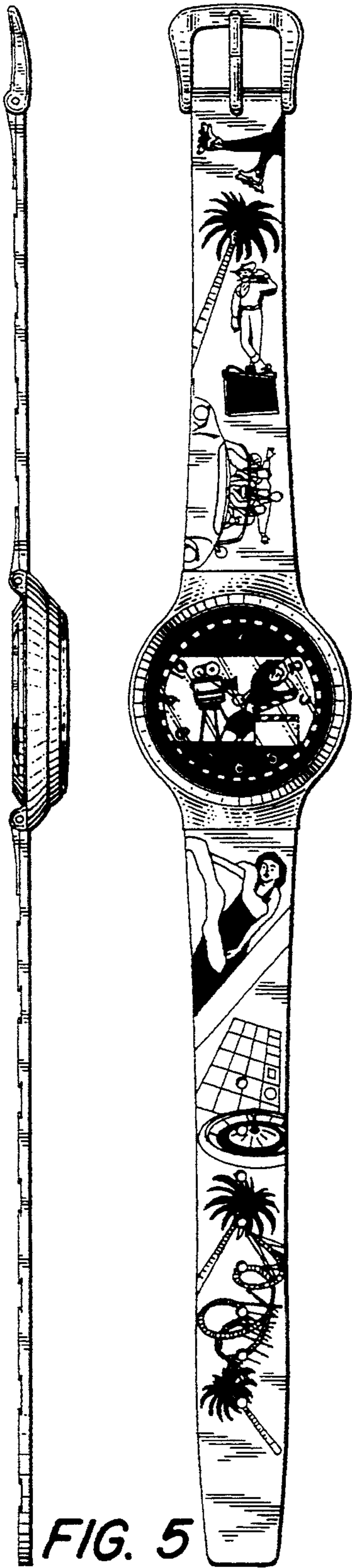


FIG. 5

FIG. 1

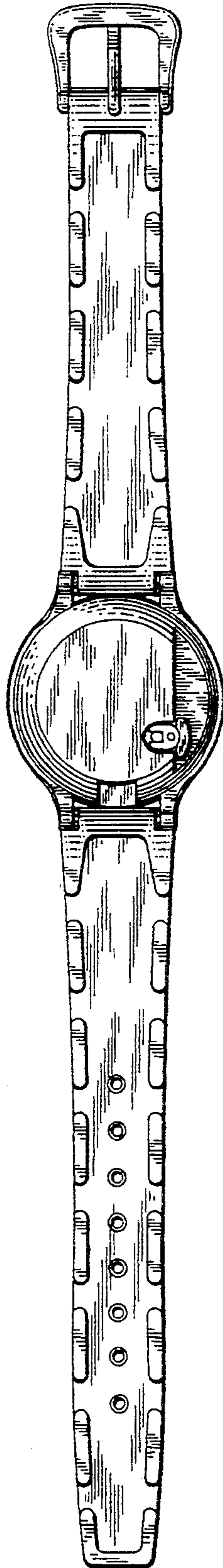


FIG. 2



FIG. 6

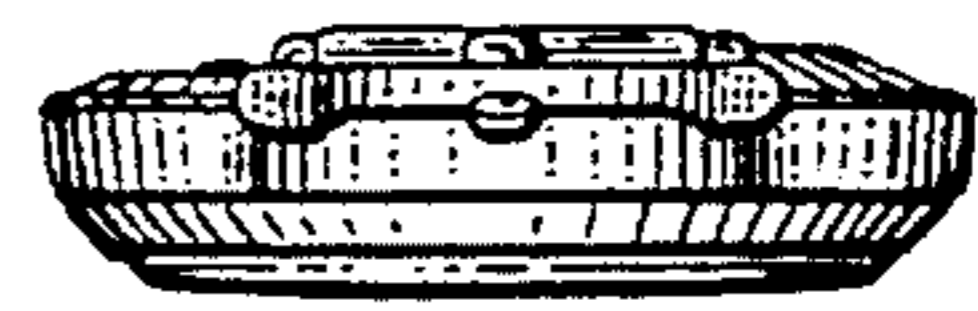


FIG. 3




FIG. 4