



US00D359236S

# United States Patent [19]

[11] Patent Number: **Des. 359,236**

Spafford et al.

[45] Date of Patent: **\*\* Jun. 13, 1995**

[54] PAINT CAN LID

[76] Inventors: **Eugene H. Spafford**, 13502 Cedar Cir. E, Sumner, Wash. 98390; **Nancy Ferry**, 12409-18 St. E, Puyallup, Wash. 98372

[\*\*] Term: **14 Years**

[21] Appl. No.: **14,757**

[22] Filed: **Nov. 2, 1993**

[52] U.S. Cl. .... **D9/447**

[58] Field of Search ..... D9/434-440, D9/444-447, 450, 452-454, 504; 215/201, 224, 235-236; 220/306, 915; 222/182, 204, 209, 320, 335, 372, 382-383, 400.5, 405, 416, 460, 470, 478, 575

D. 293,083	12/1987	Gloor .....	D9/446
D. 300,512	4/1989	Ahlberg .....	D9/446
D. 319,980	9/1991	Garner .....	D9/435
D. 341,085	11/1993	Charbonneau et al. ....	D9/434
3,104,039	9/1963	Dike .....	D9/450 X
3,221,955	12/1965	Banaszak .	
3,459,344	8/1969	Mackey .....	D9/447 X
3,463,366	8/1969	Spencer .	
3,750,722	8/1973	Nowak .....	222/460
4,150,768	4/1979	Maynard, Jr. ....	220/306

*Primary Examiner*—Alan P. Douglas  
*Assistant Examiner*—R. Spear  
*Attorney, Agent, or Firm*—Terry M. Gernstein

### [57] CLAIM

The ornamental design for a paint can lid, as shown and described.

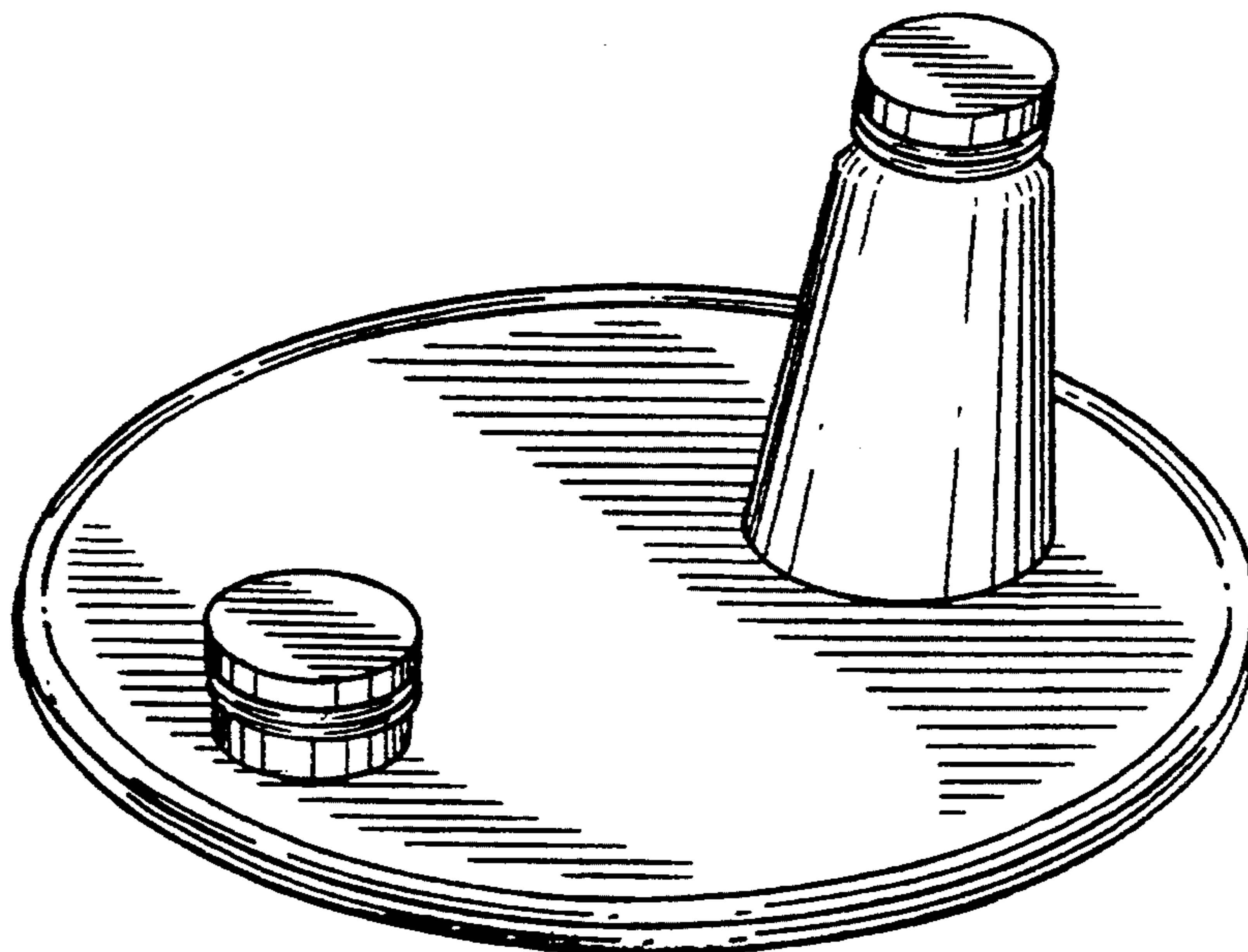
### DESCRIPTION

FIG. 1 is a front, top and side perspective view of the paint can lid showing our new design;  
FIG. 2 is a front elevational view thereof;  
FIG. 3 is a rear elevational view thereof;  
FIG. 4 is a side elevational view thereof, the side opposite being a mirror image of the side shown in FIG. 4;  
FIG. 5 is a top plan view thereof; and,  
FIG. 6 is a bottom plan view thereof.

### [56] References Cited

#### U.S. PATENT DOCUMENTS

D. 113,301	2/1939	McKee .....	D9/447
D. 185,369	6/1959	Kendall et al. ....	D9/436
D. 217,133	4/1970	O'Neill .....	D9/447
D. 218,733	9/1970	Innvar et al. ....	D9/446
D. 238,337	1/1976	Gane .....	D9/438
D. 244,260	5/1977	Walker .....	D9/446
D. 260,735	9/1981	Heath .....	D9/447






FIG.1.

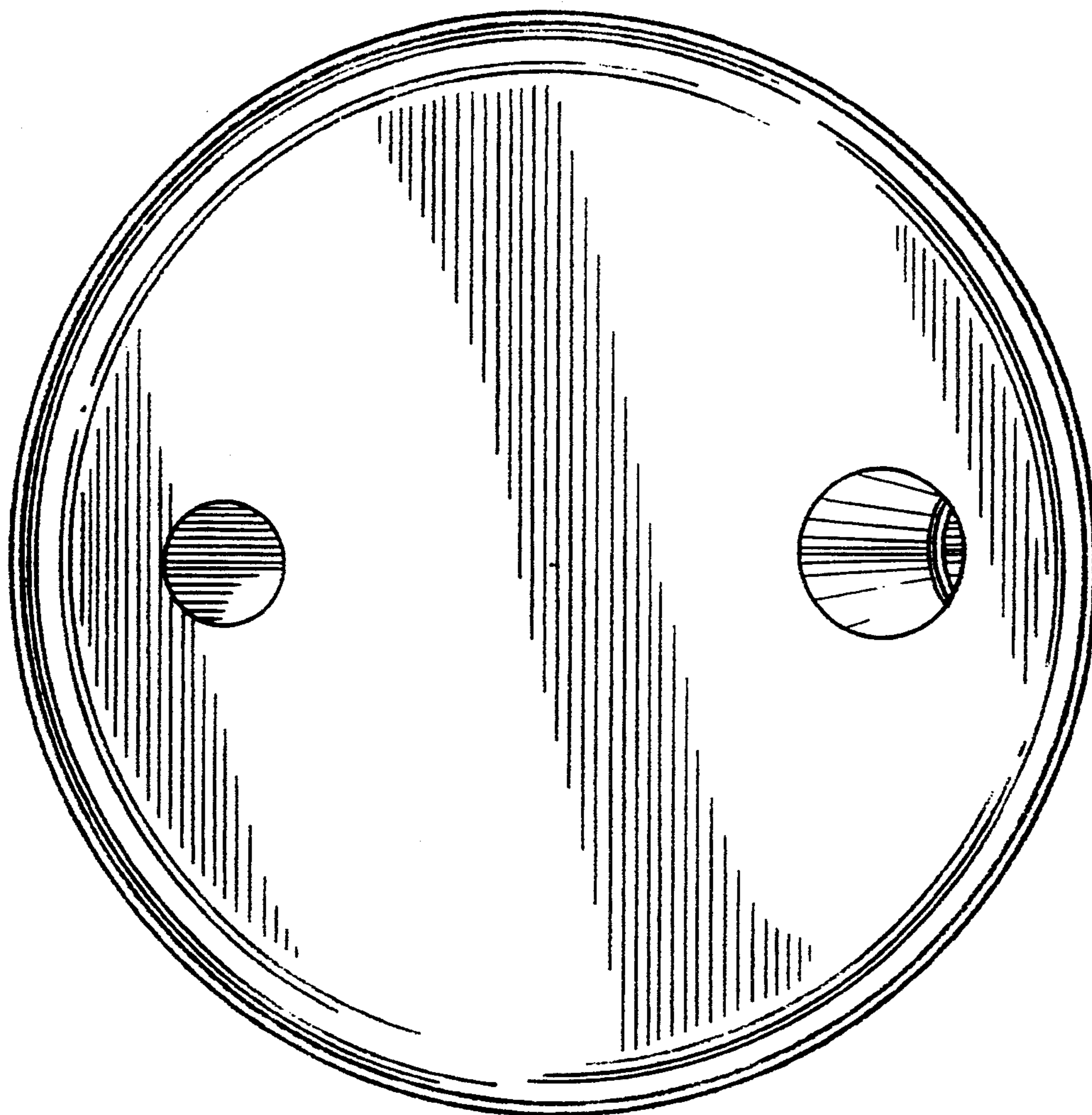
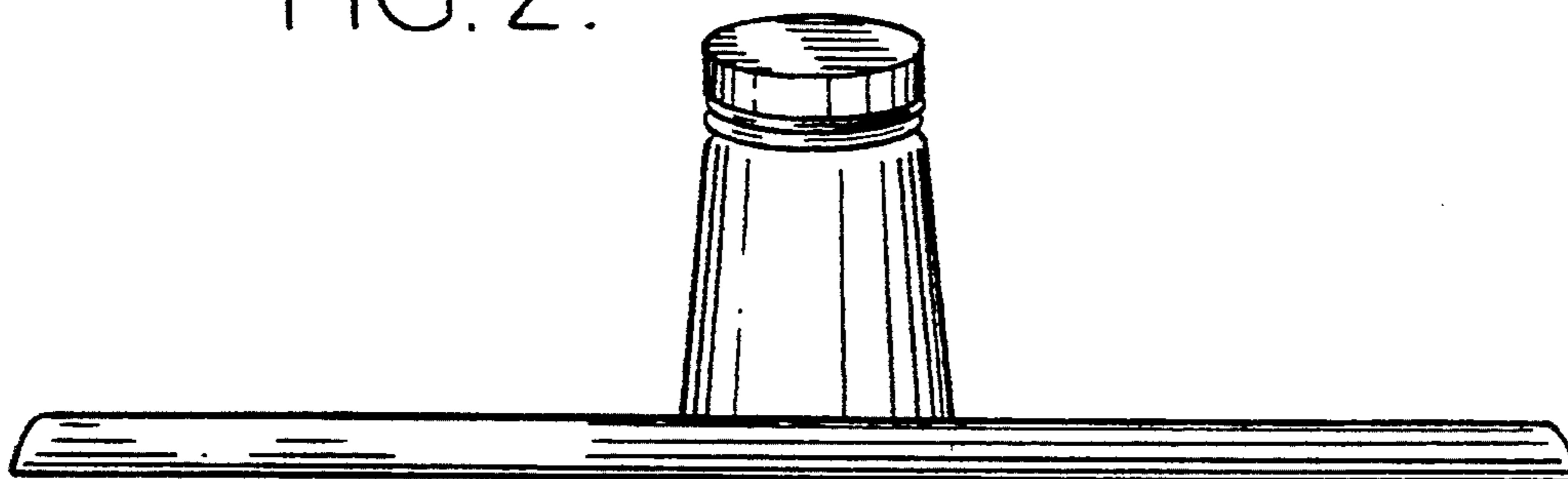


FIG. 6.

FIG. 2.






FIG. 3.

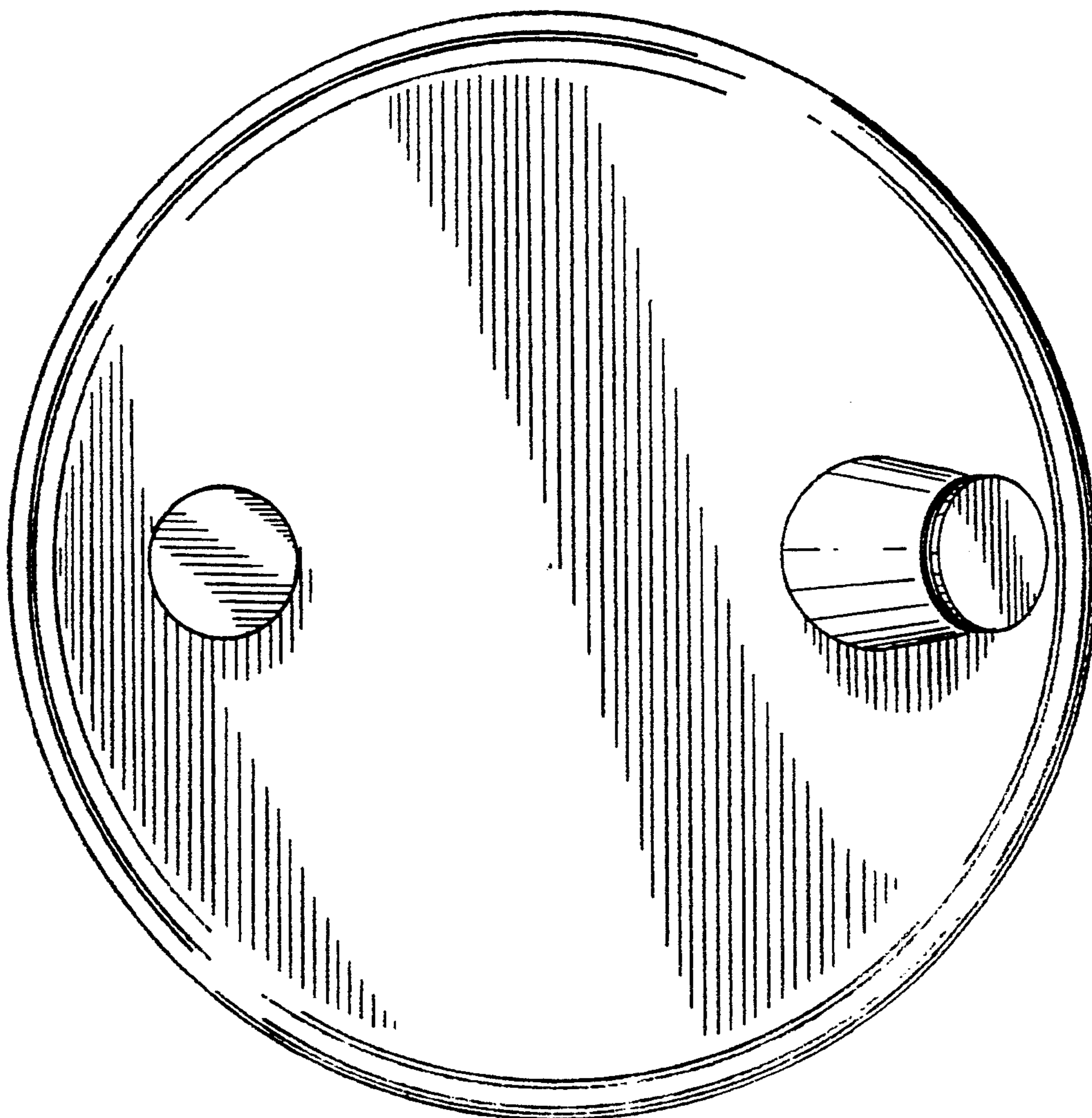


FIG. 5.




FIG. 4.