



US00D359217S

# United States Patent [19]

[11] Patent Number: Des. 359,217

Owens et al.

[45] Date of Patent: \*\* Jun. 13, 1995

- [54] **CHUCK**
- [75] Inventors: **Valerie D. Owens**, Townville; **Robert O. Huff**, Piedmont, both of S.C.
- [73] Assignee: **Jacobs Chuck Technology Corporation**, Wilmington, Del.
- [\*\*] Term: **14 Years**
- [21] Appl. No.: **5,451**
- [22] Filed: **Mar. 5, 1993**
- [52] U.S. Cl. .... **D8/70**
- [58] Field of Search ..... **D8/61, 68, 69; 81/57.11, 57.13; 173/170, 90, 91, 92, 93; 408/124, 125; 279/103, 123**

## [56] References Cited

### U.S. PATENT DOCUMENTS

- |            |         |                      |       |
|------------|---------|----------------------|-------|
| D. 293,296 | 12/1987 | Chaney .....         | D8/68 |
| D. 328,556 | 8/1992  | Fushiya et al. ....  | D8/68 |
| D. 332,208 | 1/1993  | Sakamoto et al. .... | D8/68 |
| D. 333,080 | 2/1993  | Fushiya et al. ....  | D8/68 |
| 913,059    | 2/1909  | Savage .             |       |
| 1,476,903  | 12/1923 | McConnell .          |       |
| 1,773,034  | 8/1930  | Englund .            |       |
| 1,784,002  | 12/1930 | Englund .            |       |
| 3,807,745  | 4/1974  | Bent .               |       |
| 4,381,116  | 4/1983  | Futter .             |       |
| 4,695,065  | 9/1987  | Komatsu et al. .     |       |
| 4,848,779  | 7/1989  | Wheeler et al. .     |       |
| 4,951,955  | 8/1990  | Sakamaki .           |       |
| 5,009,439  | 4/1991  | Sakamaki .           |       |
| 5,031,925  | 7/1991  | Tatsu et al. .       |       |
| 5,044,643  | 9/1991  | Nakamura .           |       |
| 5,234,223  | 8/1993  | Sakamaki .           |       |

### FOREIGN PATENT DOCUMENTS

- 2606691 5/1988 France .

### OTHER PUBLICATIONS

- Jacobs ® Manufacturing Company drawings: No. 96-030413 dated Aug. 9, 1990.
- Jacobs ® Manufacturing Company drawings: No. 96-030420 dated May 9, 1990.
- Jacobs ® Manufacturing Company drawings: No. 96-030643 dated Jul. 18, 1990.
- Jacobs ® Manufacturing Company drawings: No. 96-030667 dated Sep. 24, 1990.
- Jacobs ® Manufacturing Company drawings: No. 96-030677 dated Sep. 24 1990.

- Jacobs ® Manufacturing Company drawings: No. 96-030678 dated Oct. 29, 1990.
- Jacobs ® Manufacturing Company drawings: No. 96-030679 dated Oct. 29, 1990.
- Jacobs ® Manufacturing Company drawings: No. 96-030684 dated Nov. 28, 1990.
- Jacobs ® Manufacturing Company drawings: No. 96-030715 dated Apr. 12, 1991.
- Jacobs ® Manufacturing Company drawings: No. 96-030732 dated Dec. 11, 1991.
- Jacobs ® Manufacturing Company drawings: No. 96-030736 dated Sep. 30, 1991.
- Jacobs ® Manufacturing Company drawings: No. 96-030742 dated Oct. 25, 1991.
- Jacobs ® Manufacturing Company drawings: No. 96-030748 dated Nov. 13, 1991.
- Jacobs ® Manufacturing Company drawings: No. 96-030752 dated Nov. 13, 1991.
- Jacobs ® Manufacturing Company drawings: No. 96-030758 dated Nov. 19, 1991.
- Jacobs ® Manufacturing Company drawings: No. 96-030772 dated Nov. 19, 1991.
- Jacobs ® Manufacturing Company drawings: No. 96-030775 dated Jan. 6, 1992.
- Jacobs ® Manufacturing Company drawings: No. 96-030809 dated Mar. 12, 1992.
- Jacobs ® Manufacturing Company drawings: No. 96-030816 dated May 26, 1992.
- Jacobs ® Manufacturing Company drawings: No. 96-031040 dated Jan. 14, 1993.

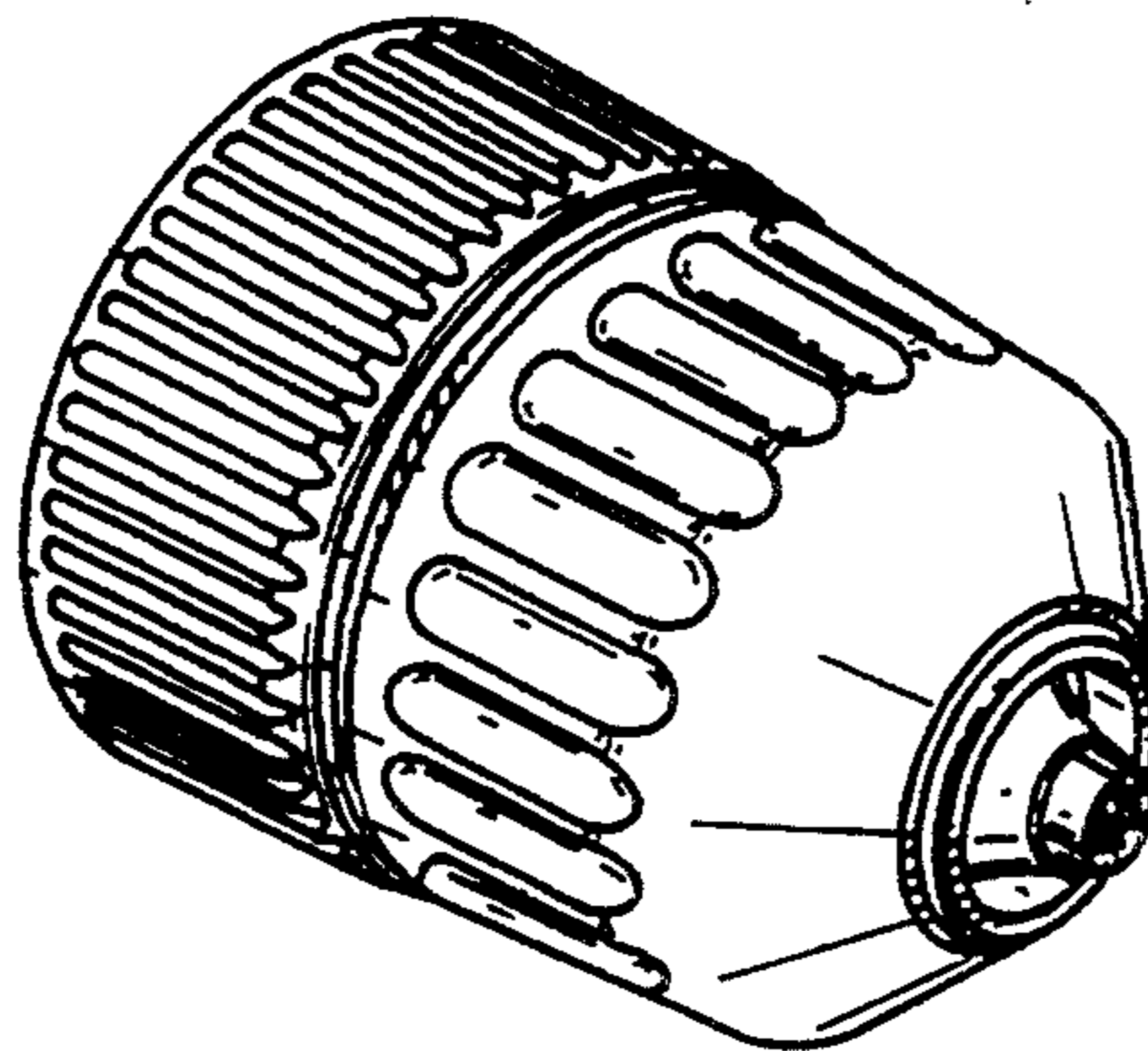
Primary Examiner—Alan P. Douglas  
 Assistant Examiner—Jeffrey H. Musgrove  
 Attorney, Agent, or Firm—Dority & Manning

## [57] CLAIM

The ornamental design for a chuck, as shown and described.

## DESCRIPTION

FIG. 1 is a perspective view of a chuck in accordance with an embodiment of the present invention; FIG. 2 is a top view of the chuck illustrated in FIG. 1; FIG. 3 is a bottom view of an embodiment of the chuck illustrated in FIGS. 1 and 2; FIG. 4 is a side view of the chuck illustrated in FIG. 3; FIG. 5 is a bottom view of another embodiment of the chuck illustrated in FIGS. 1 and 2; and, FIG. 6 is a side view of the chuck illustrated in FIG. 5.



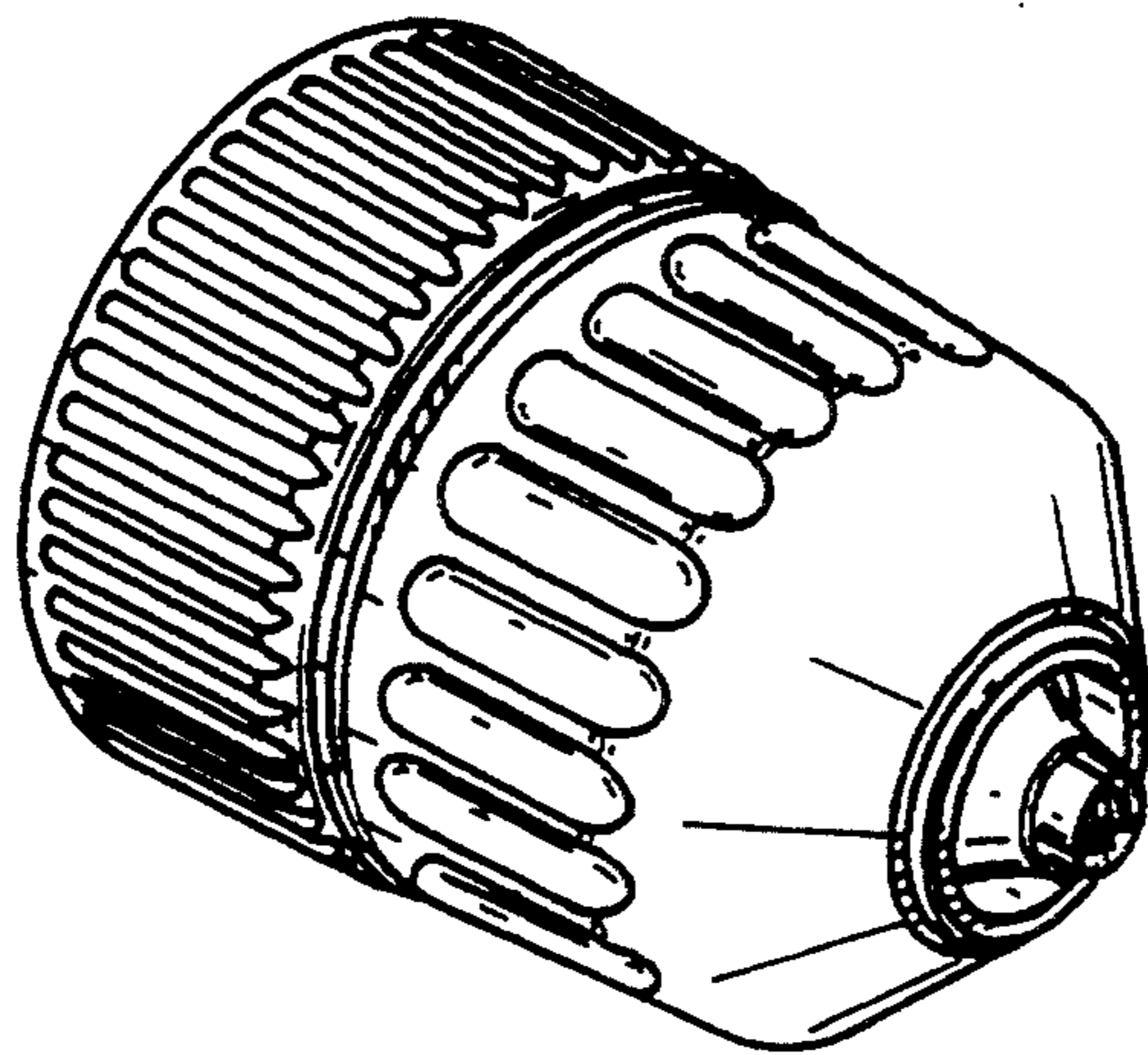


FIG. 1




FIG. 2

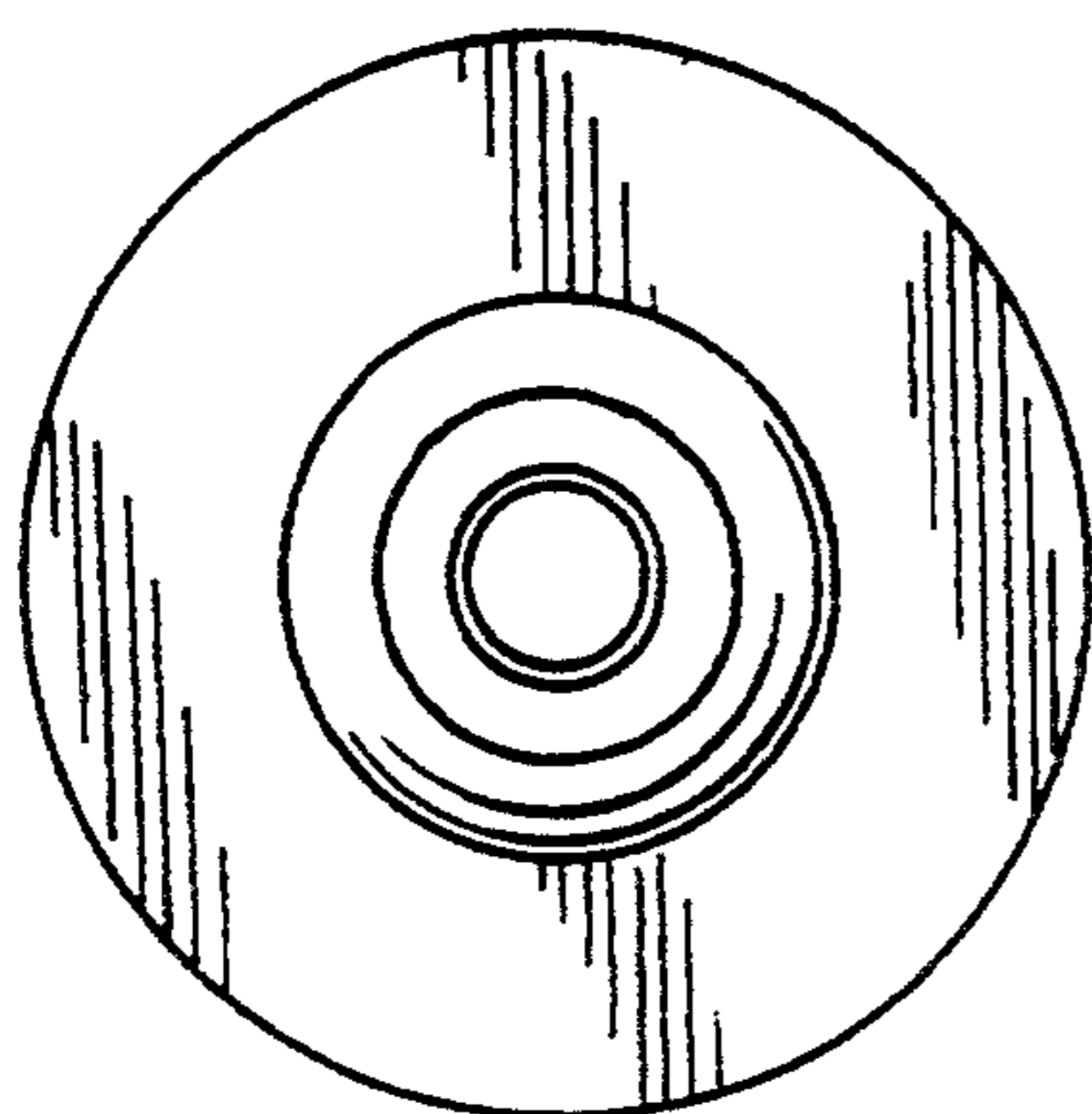


FIG. 3



FIG. 5

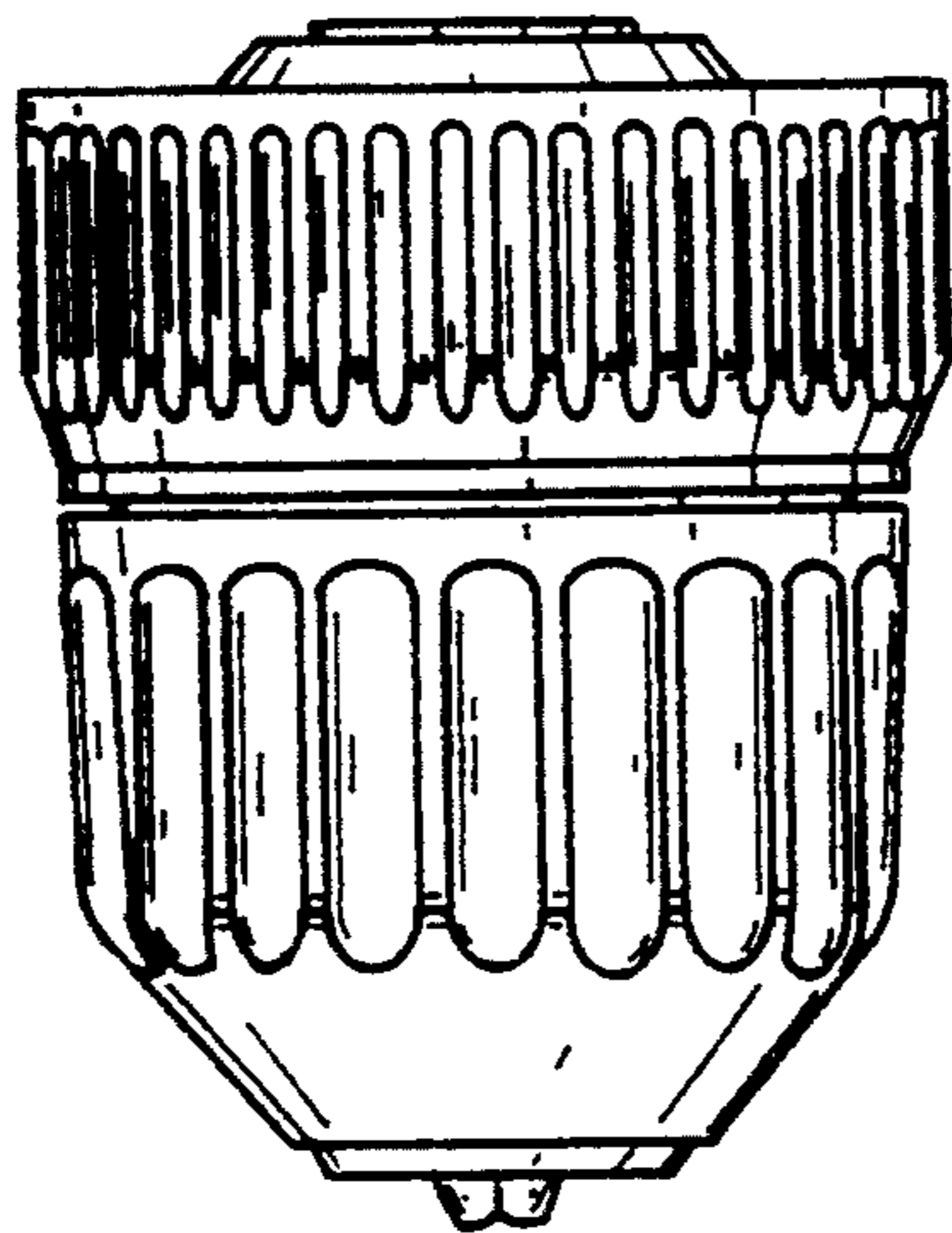


FIG. 4

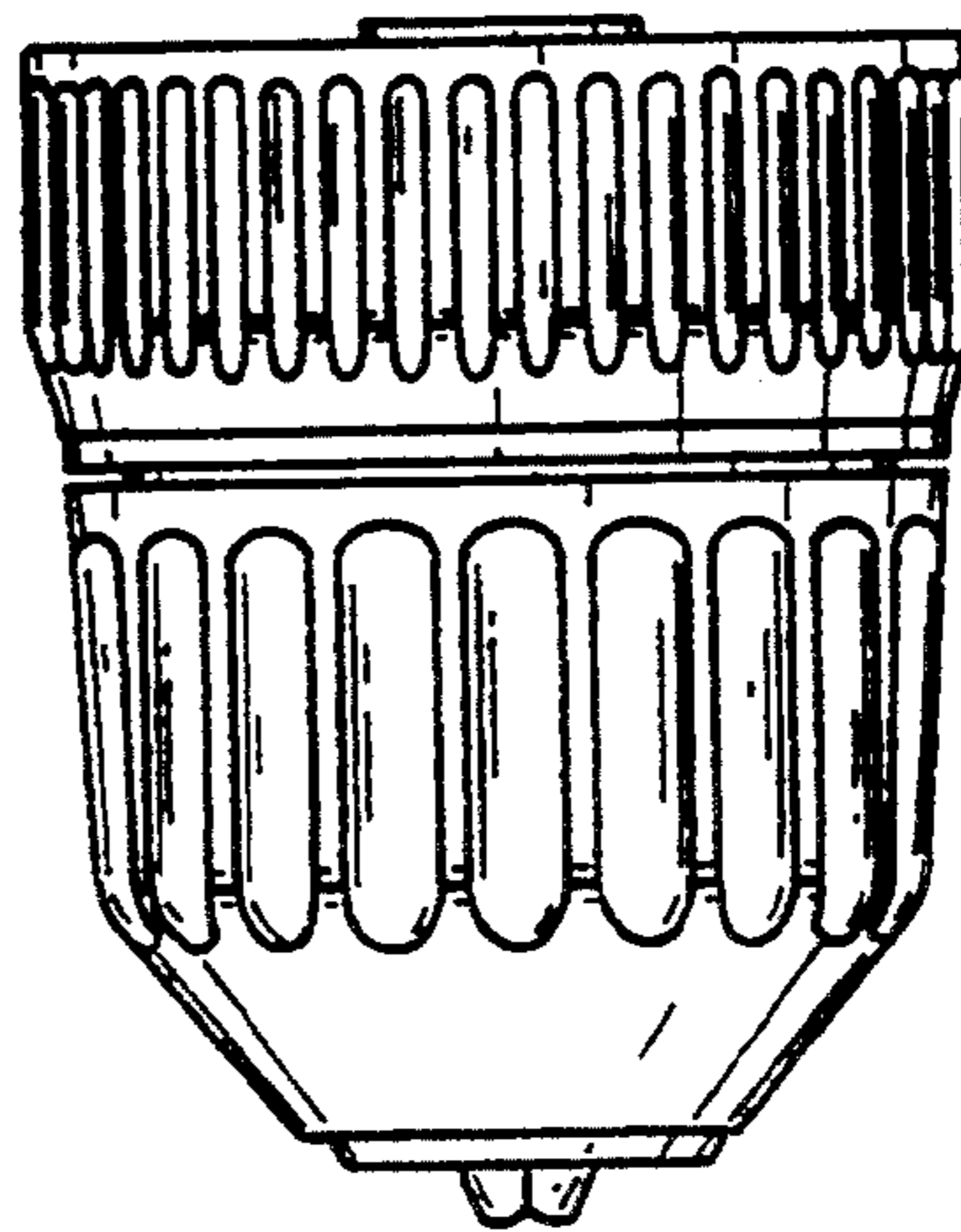


FIG. 6