



US00D359185S

**United States Patent** [19]  
**Brunner et al.**

[11] **Patent Number: Des. 359,185**  
[45] **Date of Patent: \*\* Jun. 13, 1995**

[54] **CRIB ENDBOARD**

[75] Inventors: **Merlin A. Brunner**, Appleton;  
**Harvey J. Draheim**, Weyauwega,  
both of Wis.

[73] Assignee: **Simmons Juvenile Products  
Company, Inc.**, New London, Wis.

[\*\*] Term: **14 Years**

[21] Appl. No.: **23,458**

[22] Filed: **May 25, 1994**

[52] U.S. Cl. .... **D6/508; D6/505**

[58] Field of Search ..... **D6/390-395,  
D6/505-508; 5/53.1, 93.1, 93.2, 99.1, 101, 102**

[56] **References Cited**

**U.S. PATENT DOCUMENTS**

D. 190,950	7/1961	Bukolt, Jr. ....	D6/508
D. 297,894	10/1988	Brunner et al. ....	D6/505 X
D. 297,997	10/1988	Brunner et al. ....	D6/508
D. 334,858	4/1993	Brunner et al. .	

**OTHER PUBLICATIONS**

Woodward & Lothrop-Directions, Spring 1993, p. 16.

*Primary Examiner*—Janice E. Seeger  
*Attorney, Agent, or Firm*—Hoffmann & Baron

[57] **CLAIM**

The ornamental design for a crib endboard, as shown and described.

**DESCRIPTION**

FIG. 1 is a front perspective view of a crib endboard showing our new design;  
FIG. 2 is a top plan view thereof;  
FIG. 3 is a front elevation view thereof;  
FIG. 4 is a side elevation view thereof, the opposite side being a mirror image thereof;  
FIG. 5 is a rear elevation view thereof;  
FIG. 6 is a bottom plan view thereof;  
FIG. 7 is an enlarged sectional view taken along line 7—7 of FIG. 3; and,  
FIG. 8 is an enlarged sectional view taken along line 8—8 of FIG. 3.




FIG-1




FIG-2

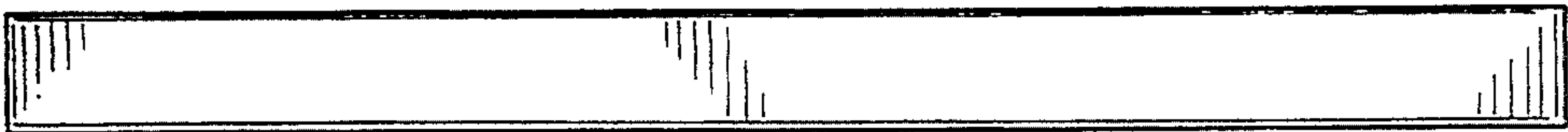


FIG-3

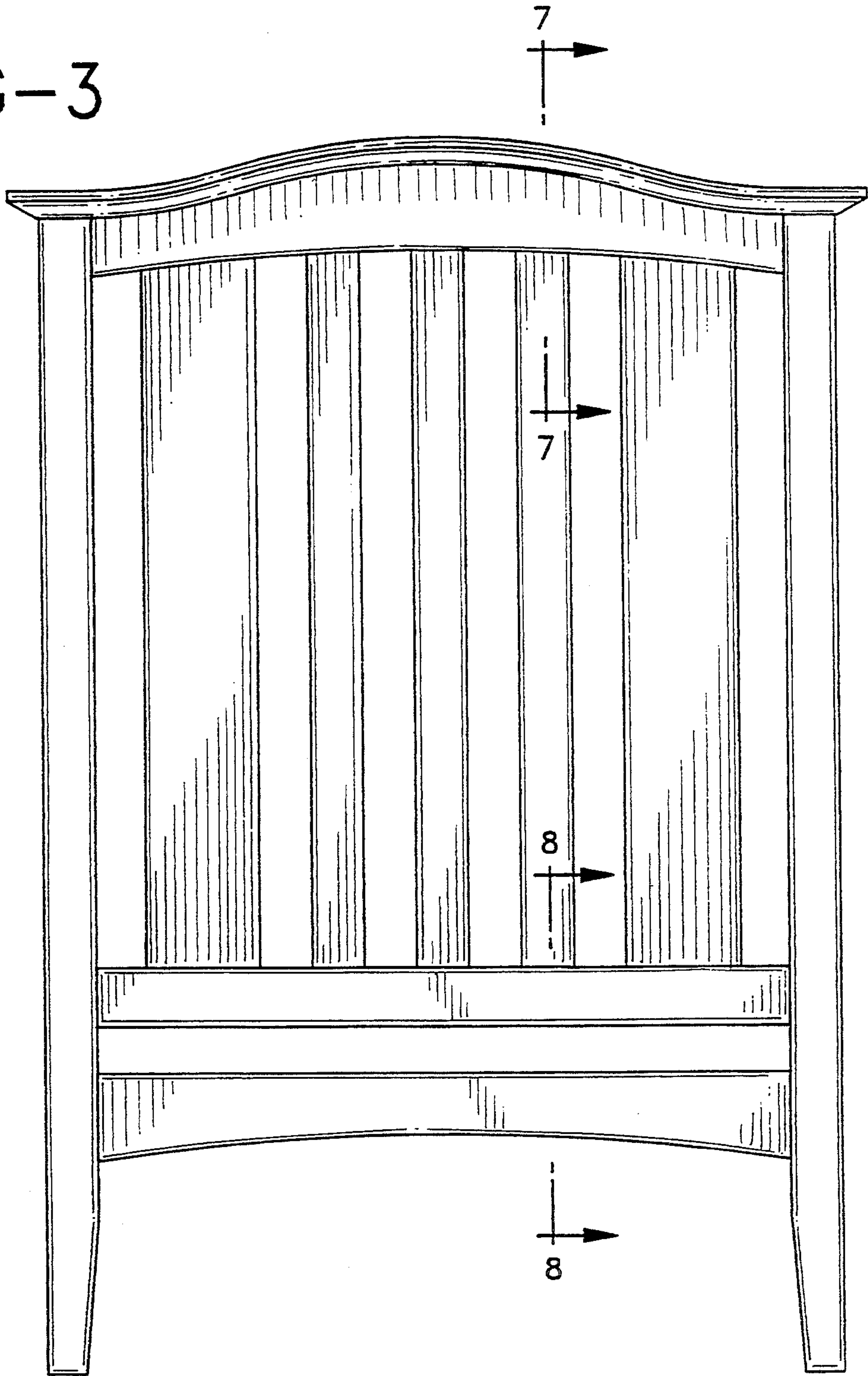


FIG-4

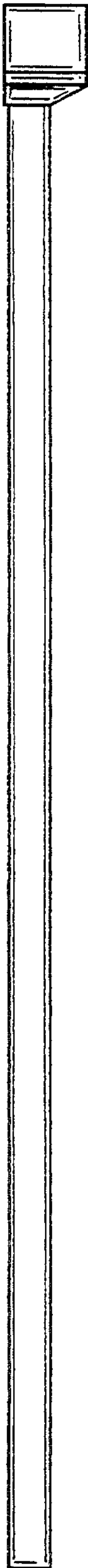




FIG-5

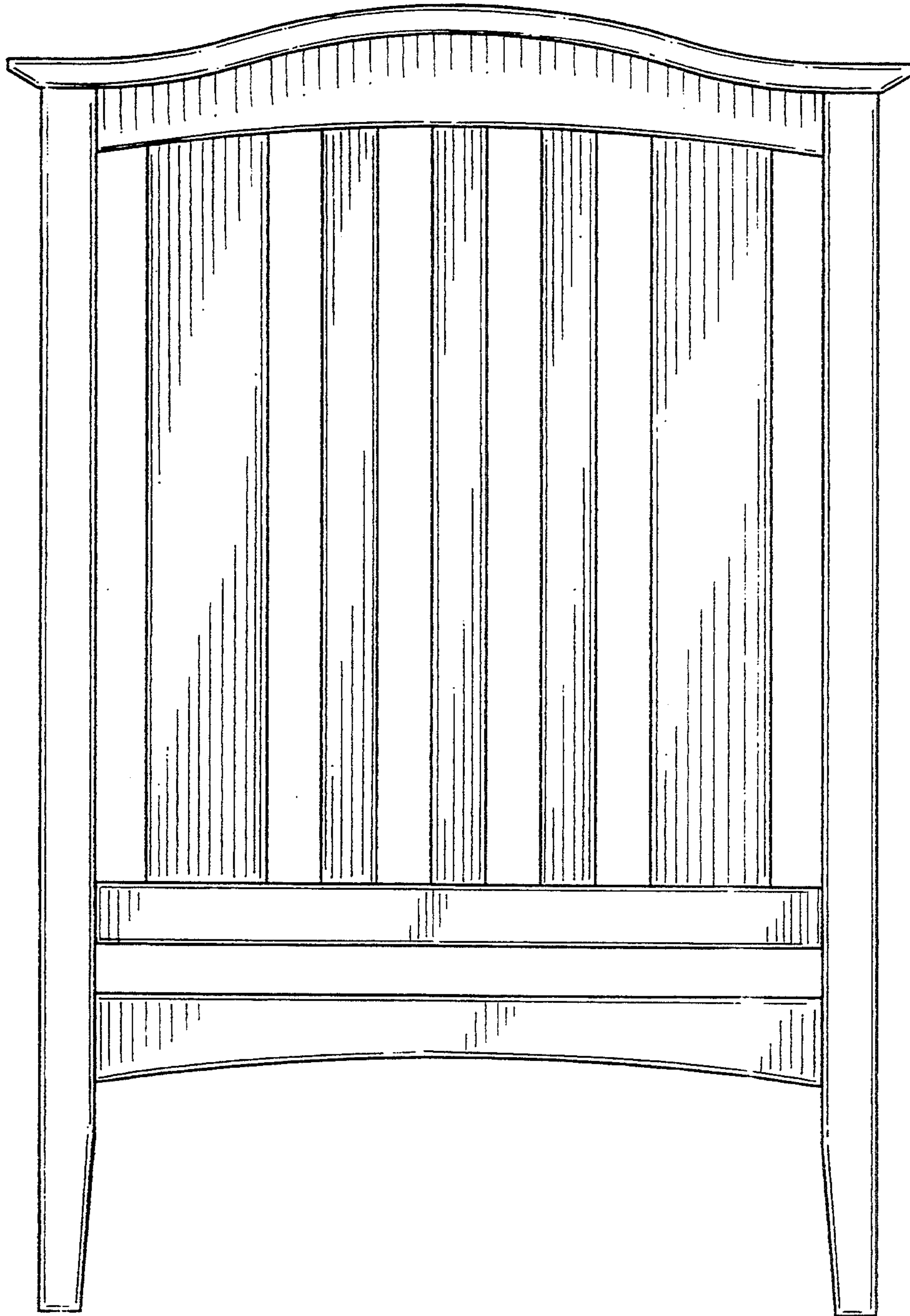


FIG-6



FIG-7

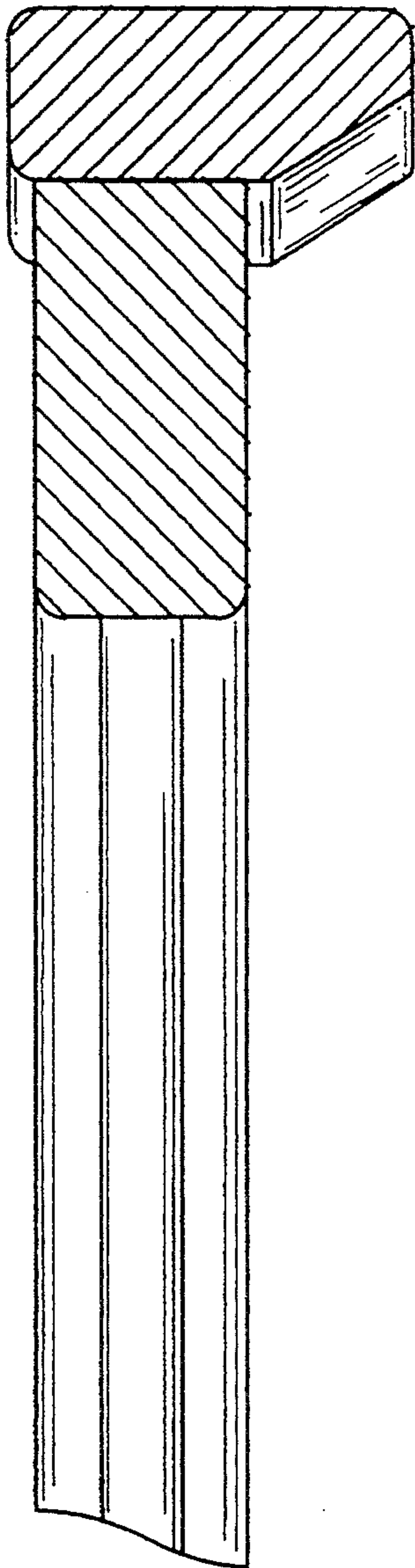


FIG-8

