



US00D359161S

United States Patent [19]

[11] Patent Number: **Des. 359,161**

Byrne

[45] Date of Patent: **** Jun. 13, 1995**

[54] SUN AND PRIVACY SCREEN APPARATUS

4,745,960	5/1988	Karp	160/84.1
4,858,669	8/1989	Vinson	160/134
5,139,070	8/1992	Kidd	160/84.1

[76] Inventor: **Barbara Byrne**, 5748 S. Narragansett, Chicago, Ill. 60638

FOREIGN PATENT DOCUMENTS

[**] Term: **14 Years**

56-5330	3/1958	Belgium .	
1256866	2/1961	France	160/134
600852	6/1978	Switzerland	160/134
627698	8/1949	United Kingdom	135/20.1
815405	2/1958	United Kingdom .	

[21] Appl. No.: **8,225**

[22] Filed: **May 12, 1993**

[52] U.S. Cl. **D3/5**

[58] Field of Search **D3/1-4, D3/5; 416/70 R-73; 135/26.1, 902; 160/84.1 F, 134; D12/417, 191**

Primary Examiner—Louis S. Zarfes
Attorney, Agent, or Firm—Barlow & Barlow, Ltd.

[56] References Cited

U.S. PATENT DOCUMENTS

D. 93,183	8/1934	Roth	D3/5
D. 308,355	6/1990	Spoto	D12/191
451,068	4/1891	Park .	
873,580	12/1907	McElroy .	
1,057,310	3/1913	White .	
1,221,595	4/1917	Riggs .	
1,609,877	12/1926	Kendall .	
2,897,002	7/1959	Yovich	160/134 X
3,298,422	1/1967	Ruiz	160/134 X
3,386,106	6/1968	Clemens .	

[57] CLAIM

The ornamental design for a sun and privacy screen apparatus, as shown.

DESCRIPTION

FIG. 1 is a perspective view of a sun and privacy screen apparatus in an opened state showing my new design; FIG. 2 is a front view thereof; FIG. 3 is a rear view thereof; FIG. 4 is a top plan view thereof; FIG. 5 is a bottom plan view thereof; and, FIG. 6 is an elevational view of the sun and privacy screen apparatus of FIG. 1 in a closed state.



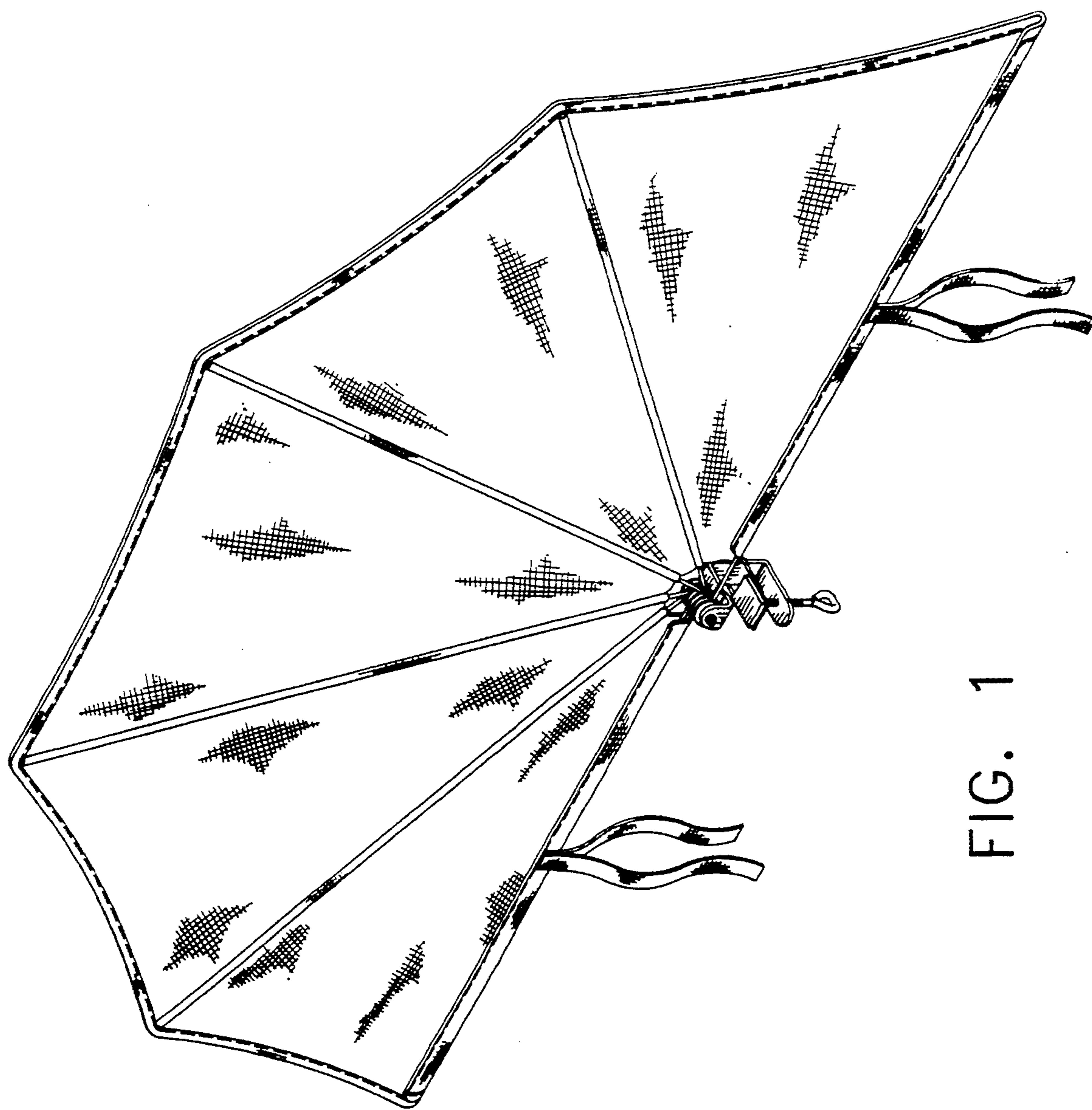


FIG. 1

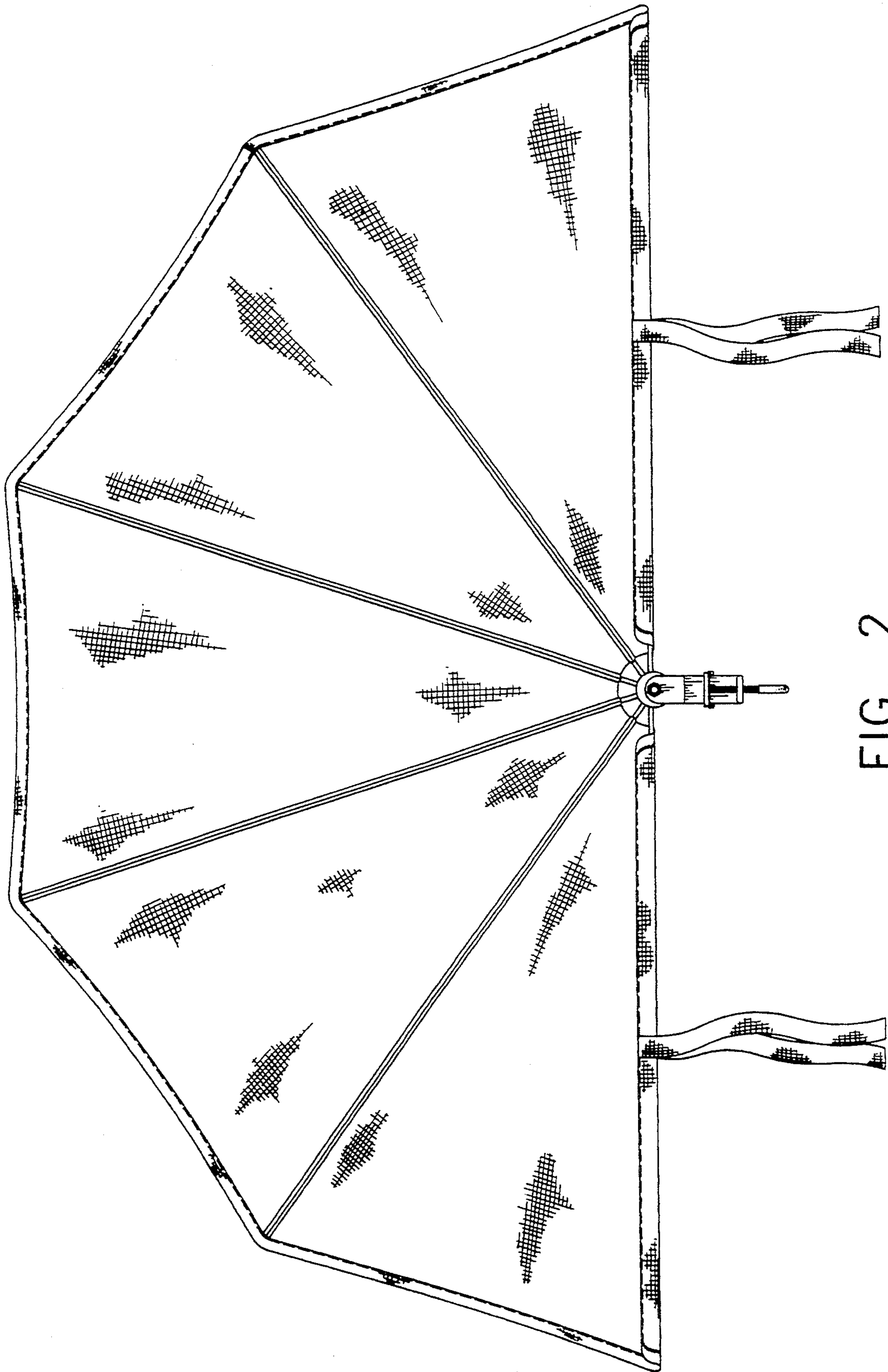


FIG. 2

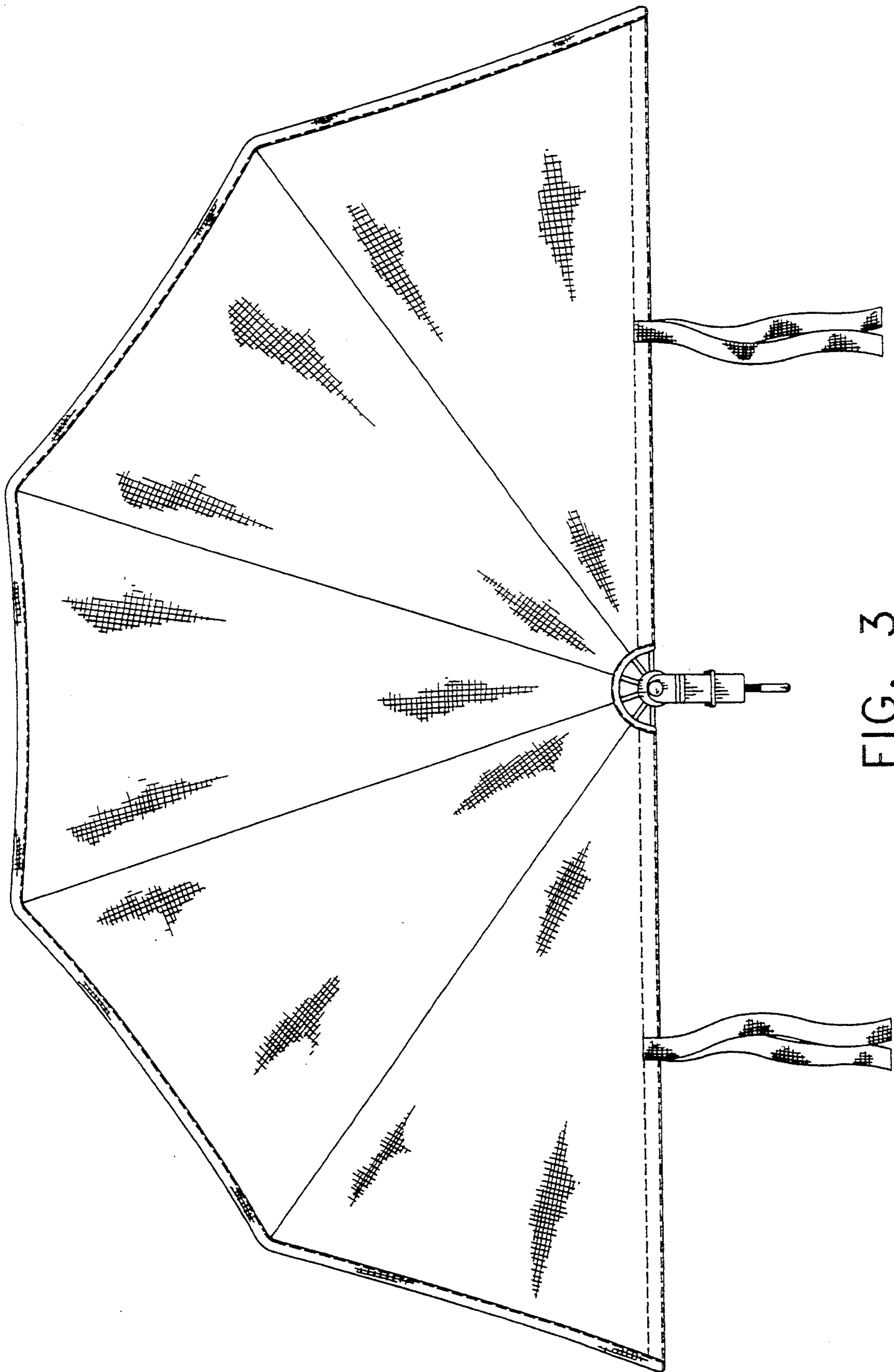


FIG. 3

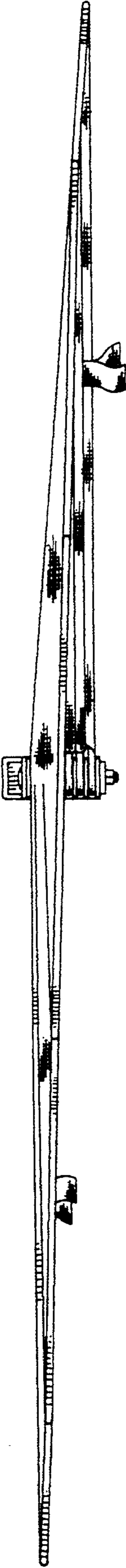


FIG. 4

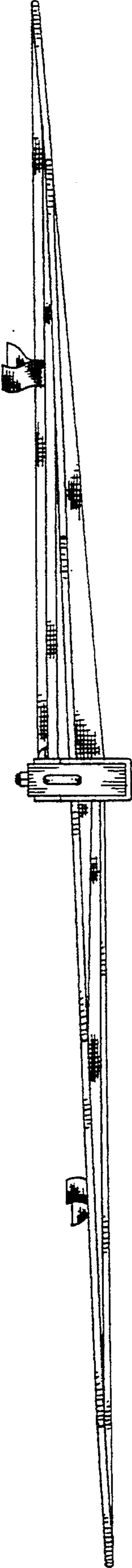


FIG. 5

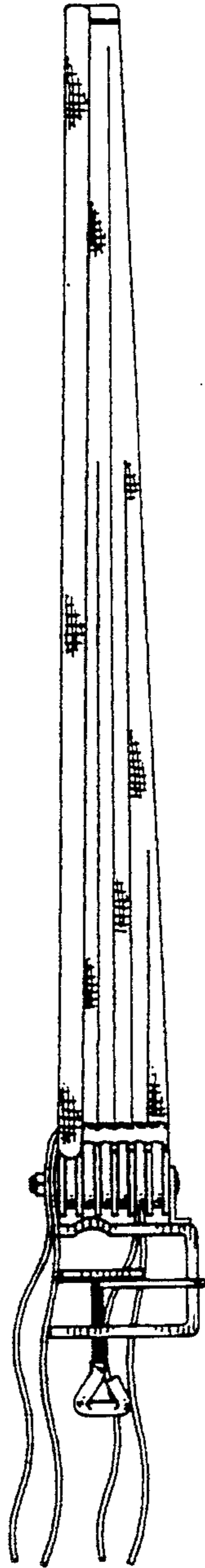


FIG. 6