



US00D359157S

# United States Patent [19]

[11] Patent Number: **Des. 359,157**

**Cintron**

[45] Date of Patent: **\*\* Jun. 13, 1995**

- [54] **SHOE UPPER**
- [75] Inventor: **Arthur G. Cintron**, Marlboro, Mass.
- [73] Assignee: **The Rockport Company, Inc.**,  
Marlboro, Mass.
- [\*\*] Term: **14 Years**
- [21] Appl. No.: **30,638**
- [22] Filed: **Nov. 4, 1994**

- D. 338,096 8/1993 Tonkel .
- D. 341,937 12/1993 Minkin ..... D2/970
- D. 346,483 5/1994 Foster ..... D2/969
- D. 351,939 11/1994 Ryder ..... D2/970
- D. 353,481 12/1994 Cintron ..... D2/969
- D. 354,165 1/1995 Werman ..... D2/970

### OTHER PUBLICATIONS

- Footwear News Magazine, Sep. 1980, p. 25 Center Shoe.
- Footwear News Magazine, Feb. 1989, p. 1, top center Boot.
- Browning Chucka Boots, Cabela's Fall 1985, p. 44.
- American Shoemaking, Dec. 1993, p. 21.
- Red Cloud, Johnston & Murphy, Fall 1994, p. 19.
- Timberland, Johnston & Murphy Fall 1994, p. 30.
- Butte, Johnston & Murphy Fall 1994, p. 47.

*Primary Examiner*—Doris V. Coles  
*Attorney, Agent, or Firm*—Sterne, Kessler, Goldstein & Fox

### Related U.S. Application Data

- [62] Division of Ser. No. 22,757, May 11, 1994, Pat. No. Des. 353,481.
- [52] U.S. Cl. .... D2/970
- [58] Field of Search ..... 36/83, 84, 89, 102-107, 36/113, 114, 116, 45; D2/869, 902, 969, 970

### References Cited

#### U.S. PATENT DOCUMENTS

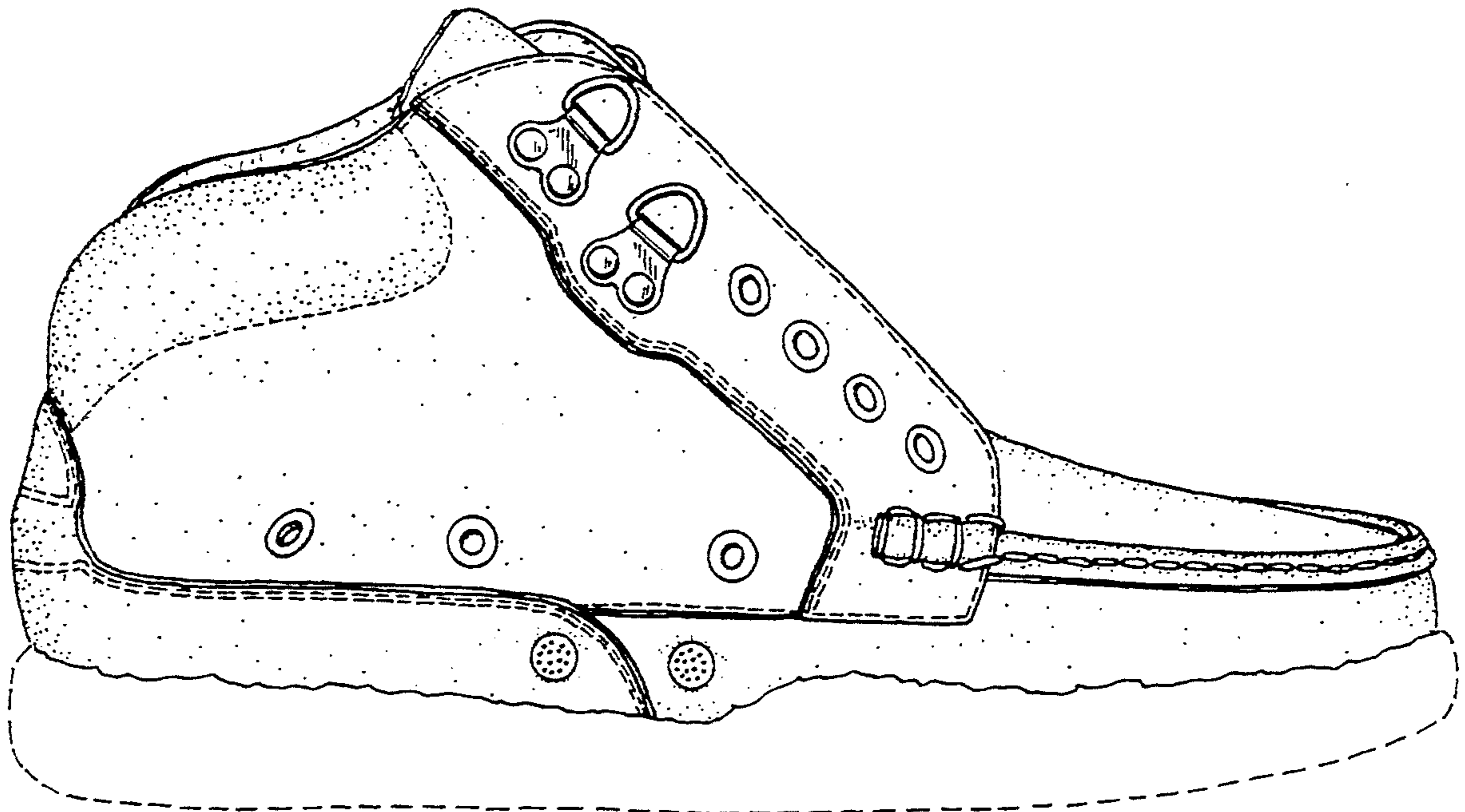
- D. 54,897 4/1920 Charest .
- D. 149,139 3/1948 Parker .
- D. 158,440 5/1950 Burke .
- D. 233,805 12/1974 Kubo .
- D. 236,663 9/1975 Cotton .
- D. 254,938 5/1980 Keller .
- D. 271,633 12/1983 Casetta .
- D. 280,778 10/1985 Gamm .
- D. 293,969 2/1988 Kelley .
- D. 296,146 6/1988 McCrea .
- D. 296,612 7/1988 Brown et al. .... D2/970
- D. 303,452 9/1989 Swett ..... D2/970
- D. 316,623 5/1991 Bianchini ..... D2/970
- D. 329,738 9/1992 Keen .
- D. 331,144 11/1992 Foster .
- D. 338,094 8/1993 Tonkel et al. .... D2/969

### CLAIM

[57] The ornamental design for a shoe upper, as shown and described.

### DESCRIPTION

FIG. 1 is a left side elevational view of a shoe upper showing my new design;  
 FIG. 2 is a right side elevational view thereof;  
 FIG. 3 is a top plan view thereof;  
 FIG. 4 is a front elevational view thereof; and,  
 FIG. 5 is a rear elevational view thereof.  
 The broken line showing of a shoe sole in the Figures is environmental only and forms no part of the claimed design.



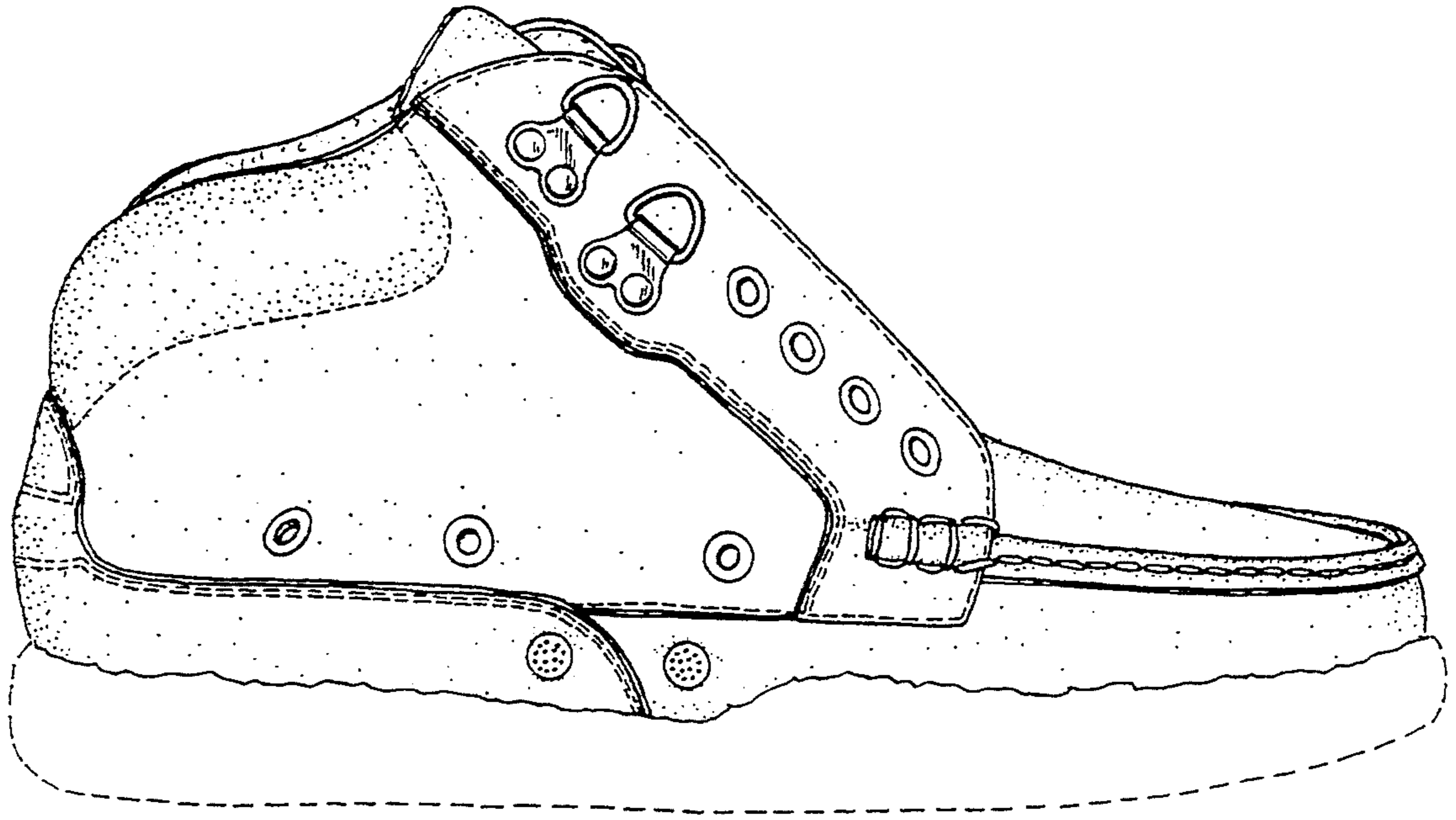


FIG. 1

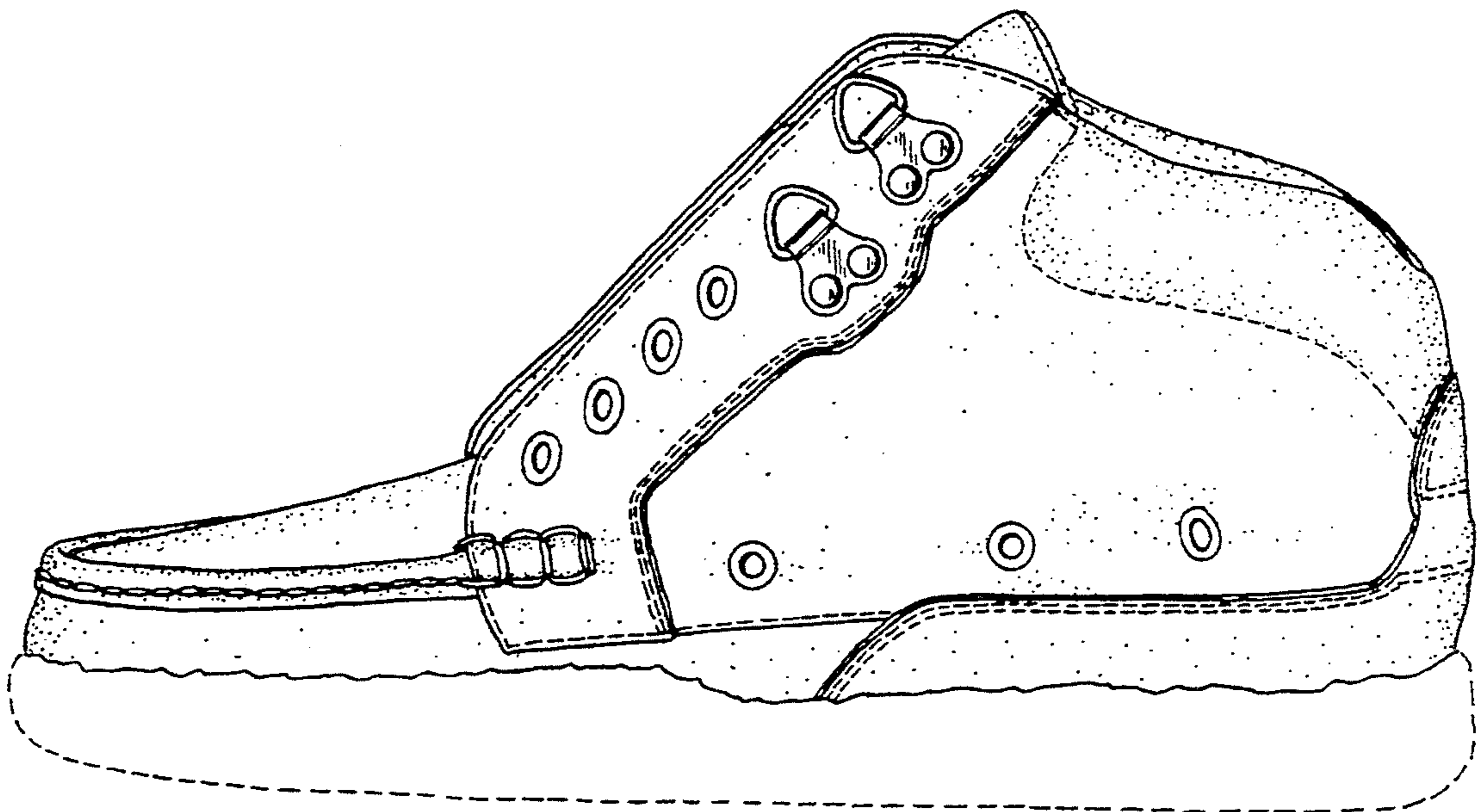


FIG. 2



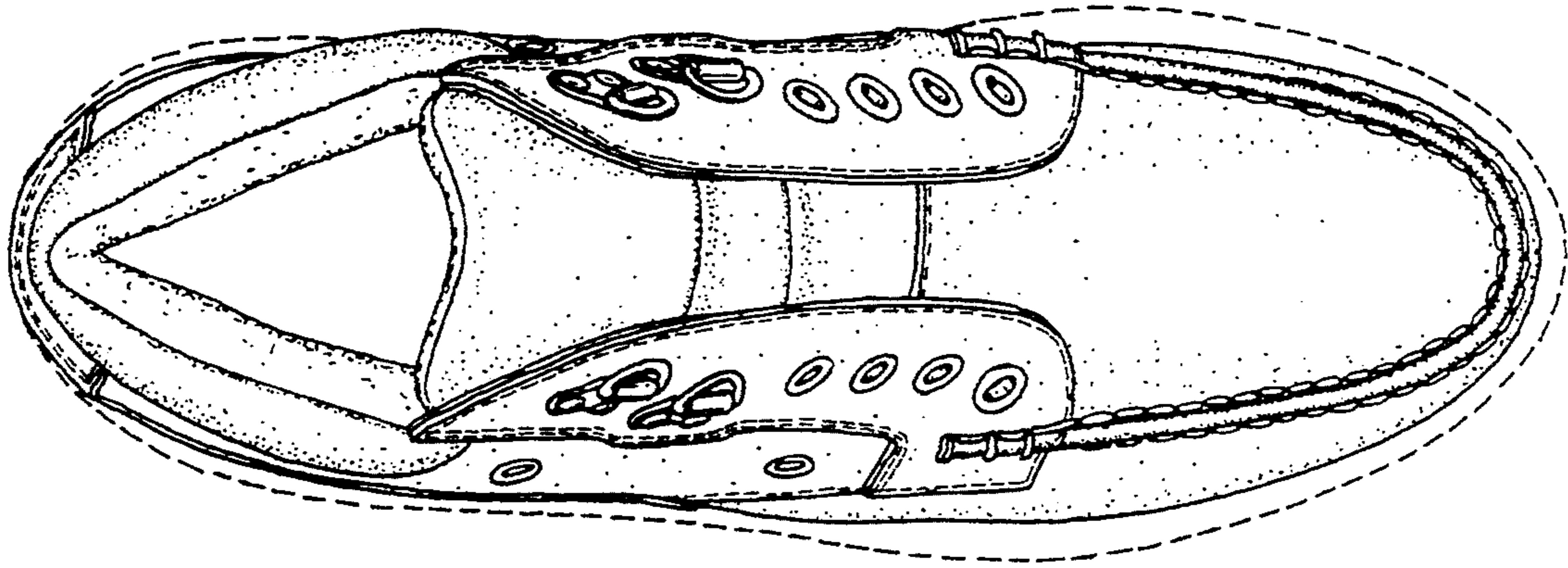


FIG. 3

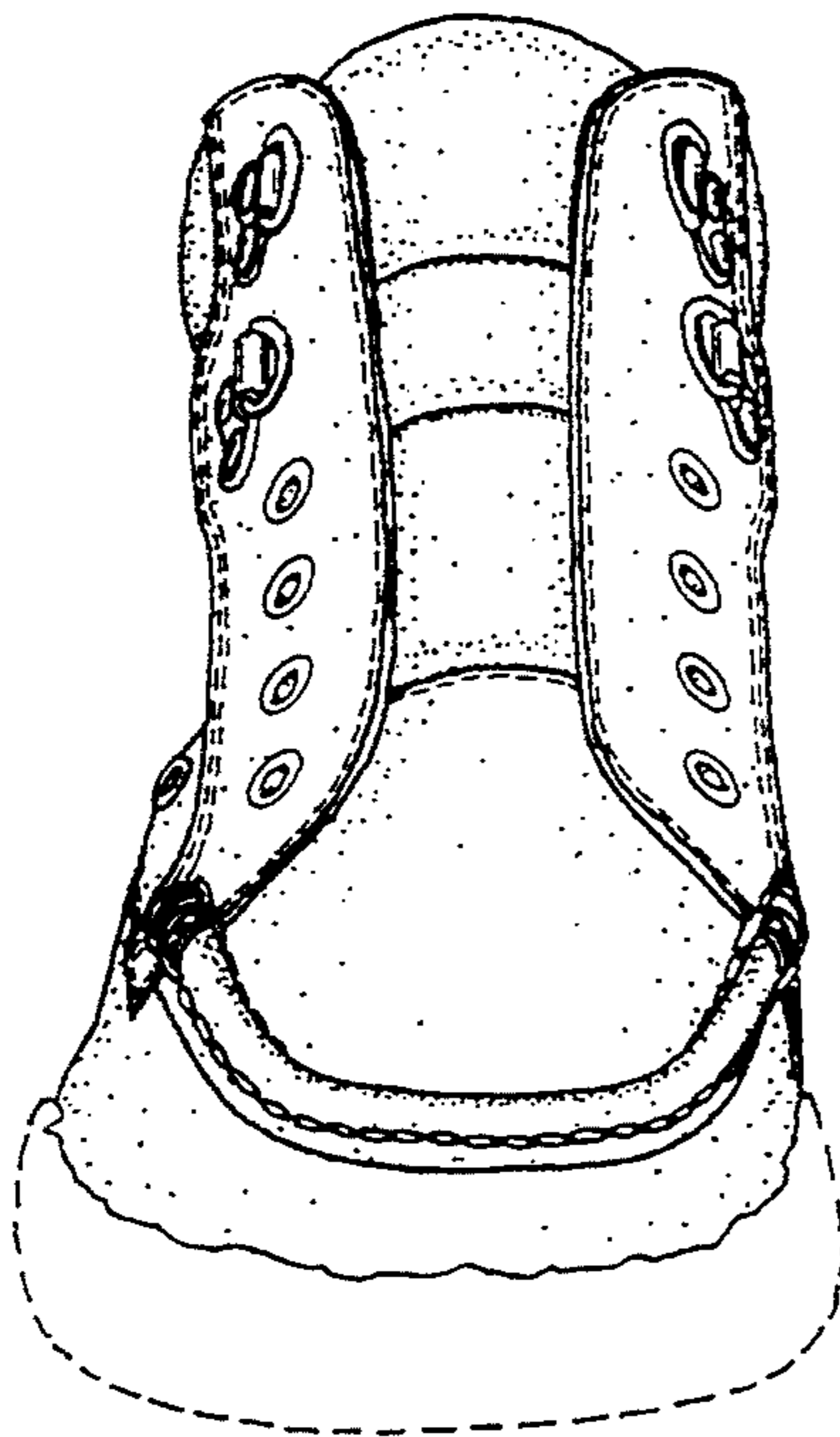


FIG. 4

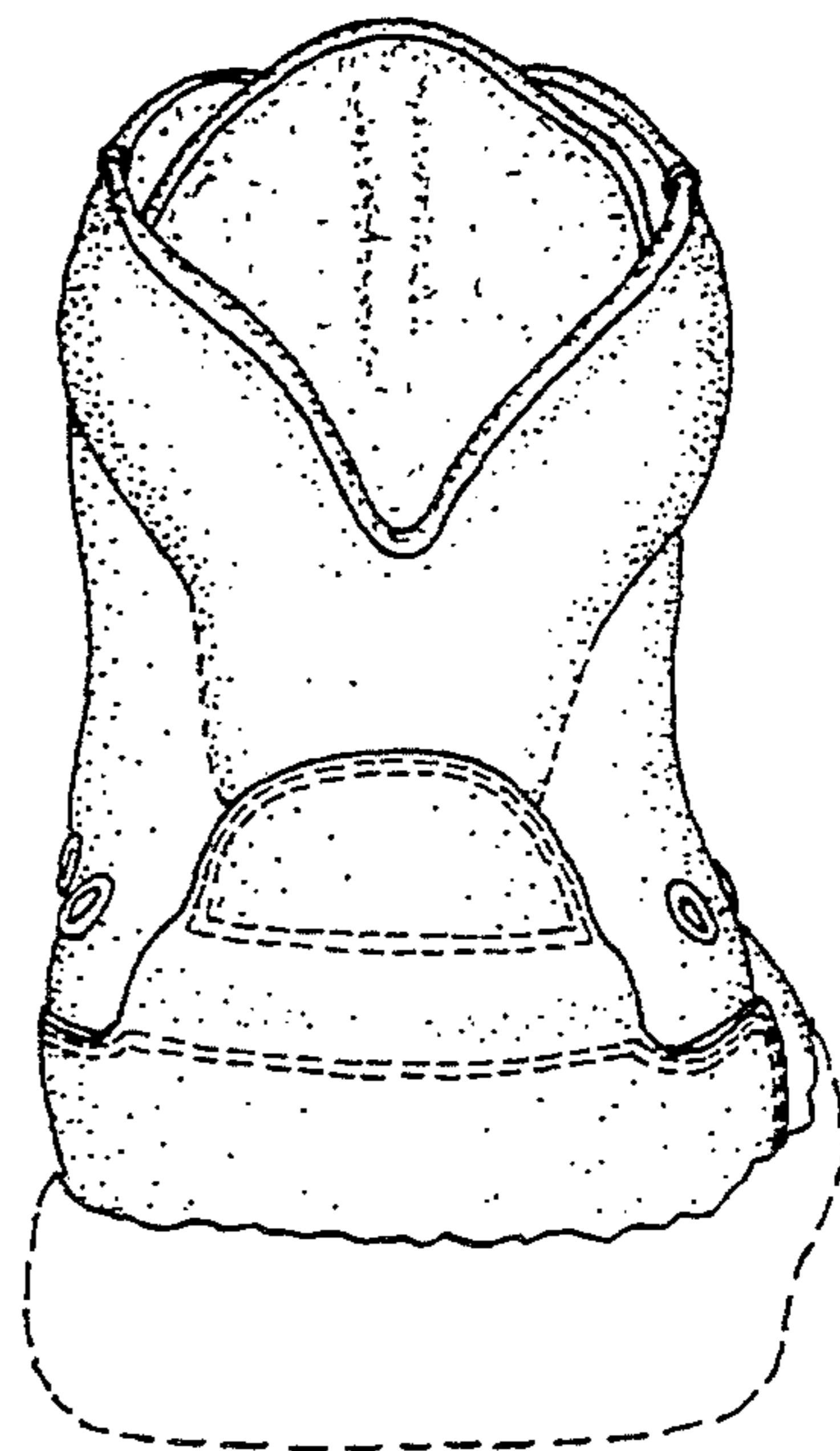


FIG. 5