



US00D359128S

United States Patent [19]
Kesling

[11] **Patent Number: Des. 359,128**

[45] **Date of Patent: ** Jun. 6, 1995**

- [54] **ELASTOMERIC DISPENSER**
- [75] **Inventor: Peter C. Kesling, LaPorte, Ind.**
- [73] **Assignee: TP Orthodontics, Inc., Westville, Ind.**
- [**] **Term: 14 Years**
- [21] **Appl. No.: 21,659**
- [22] **Filed: Apr. 21, 1994**
- [52] **U.S. CL. D24/230; D24/229**
- [58] **Field of Search D24/229, 230, 176, 221; 433/2, 3, 4, 10, 13; 206/63.5**

5,305,876 4/1994 Brigham 206/63.5

Primary Examiner—Kay H. Chin
Attorney, Agent, or Firm—Lloyd L. Zickert

[57] **CLAIM**


The ornamental design for an elastomeric dispenser, as shown and described.

DESCRIPTION

FIG. 1 is a three-quarter front perspective view of an elastomeric dispenser showing my new design;
 FIG. 2 is a front elevational view of the embodiment disclosed in FIG. 1;
 FIG. 3 is a right-side elevational view of the embodiment shown in FIG. 1, the left side elevational view being a mirror image thereof;
 FIG. 4 is a rear elevational view of the embodiment shown in FIG. 1;
 FIG. 5 is a top plan view of the embodiment shown in FIG. 1; and,
 FIG. 6 is a bottom plan view of the embodiment shown in FIG. 1.

[56] **References Cited**
U.S. PATENT DOCUMENTS

D. 287,633	1/1987	Hollar et al.	D24/230
D. 288,233	2/1987	Blatherwick et al.	D24/230
4,807,752	2/1989	Chodorow	206/63.5
4,946,385	8/1990	Eckert et al.	433/2
5,013,238	5/1991	Sterrett et al.	433/2
5,054,647	10/1991	Yawata	433/3



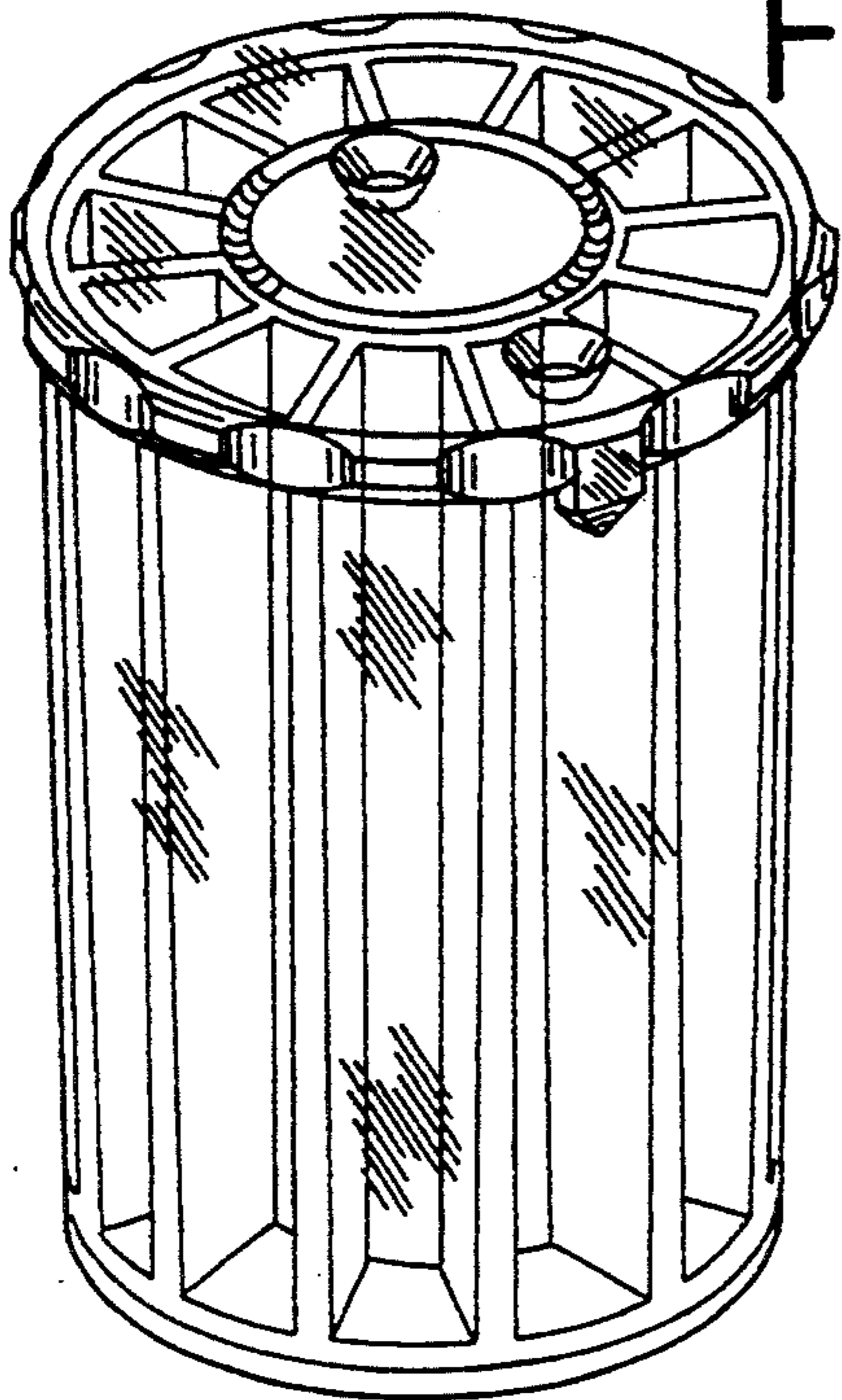


FIG. 1

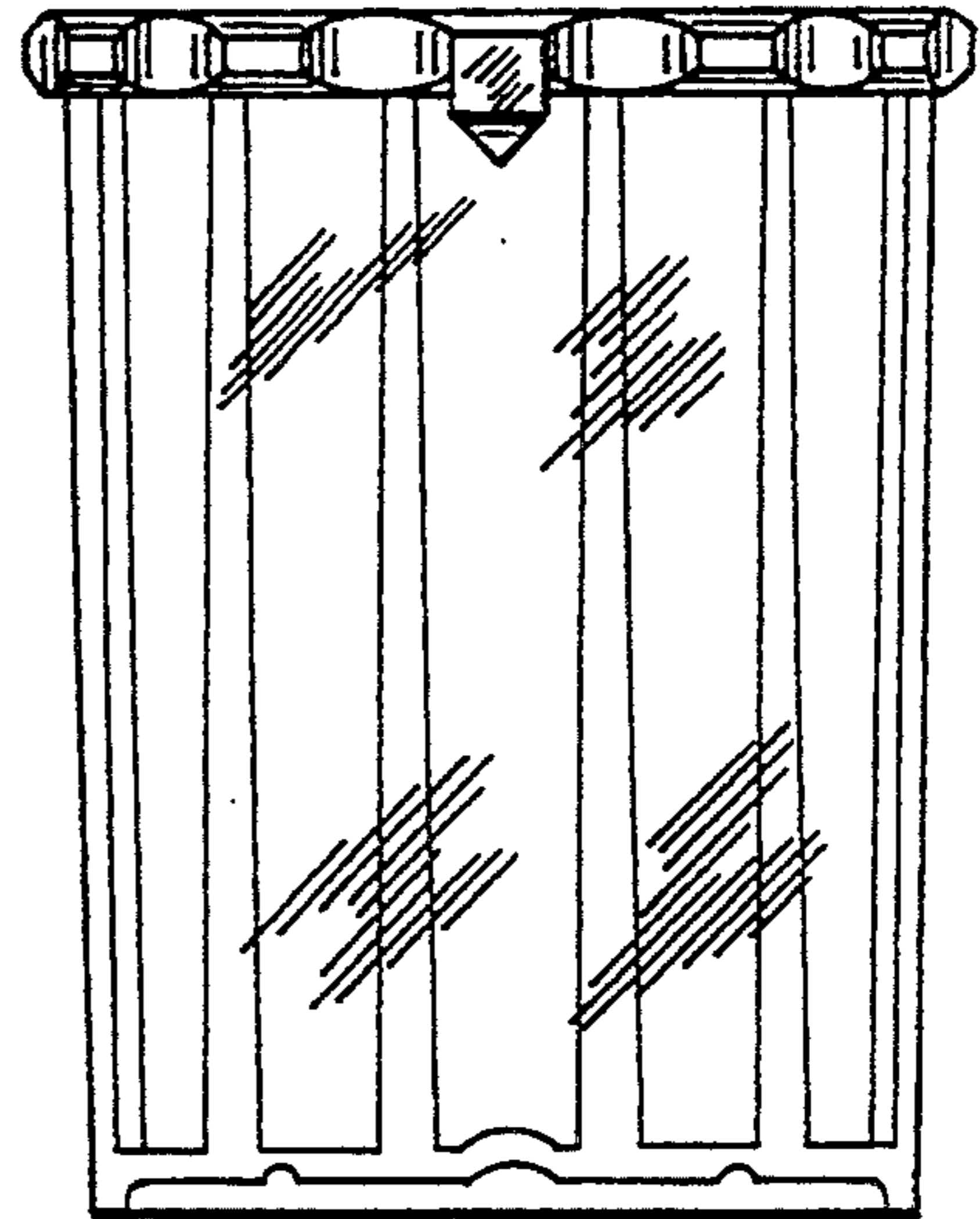


FIG. 2

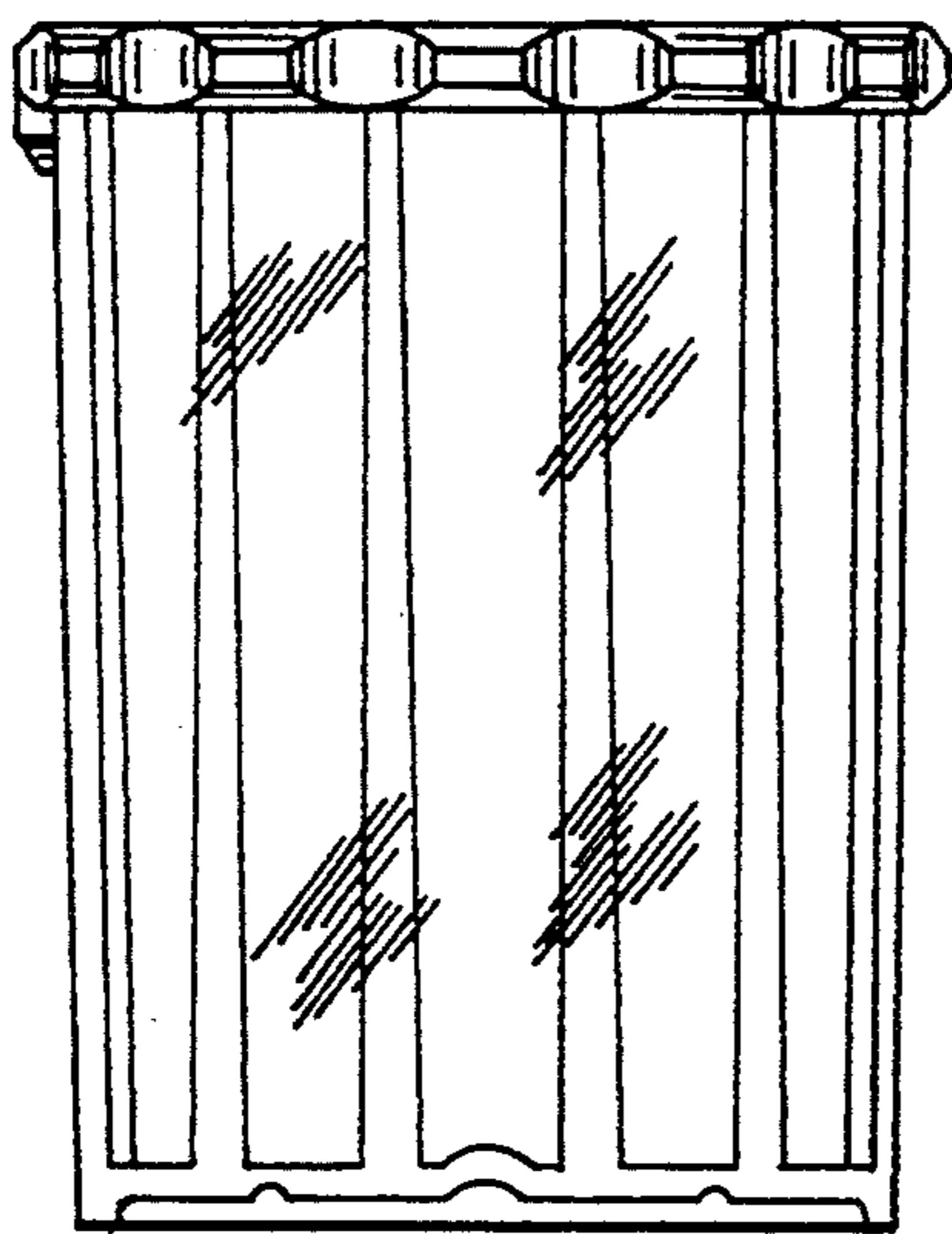


FIG. 3

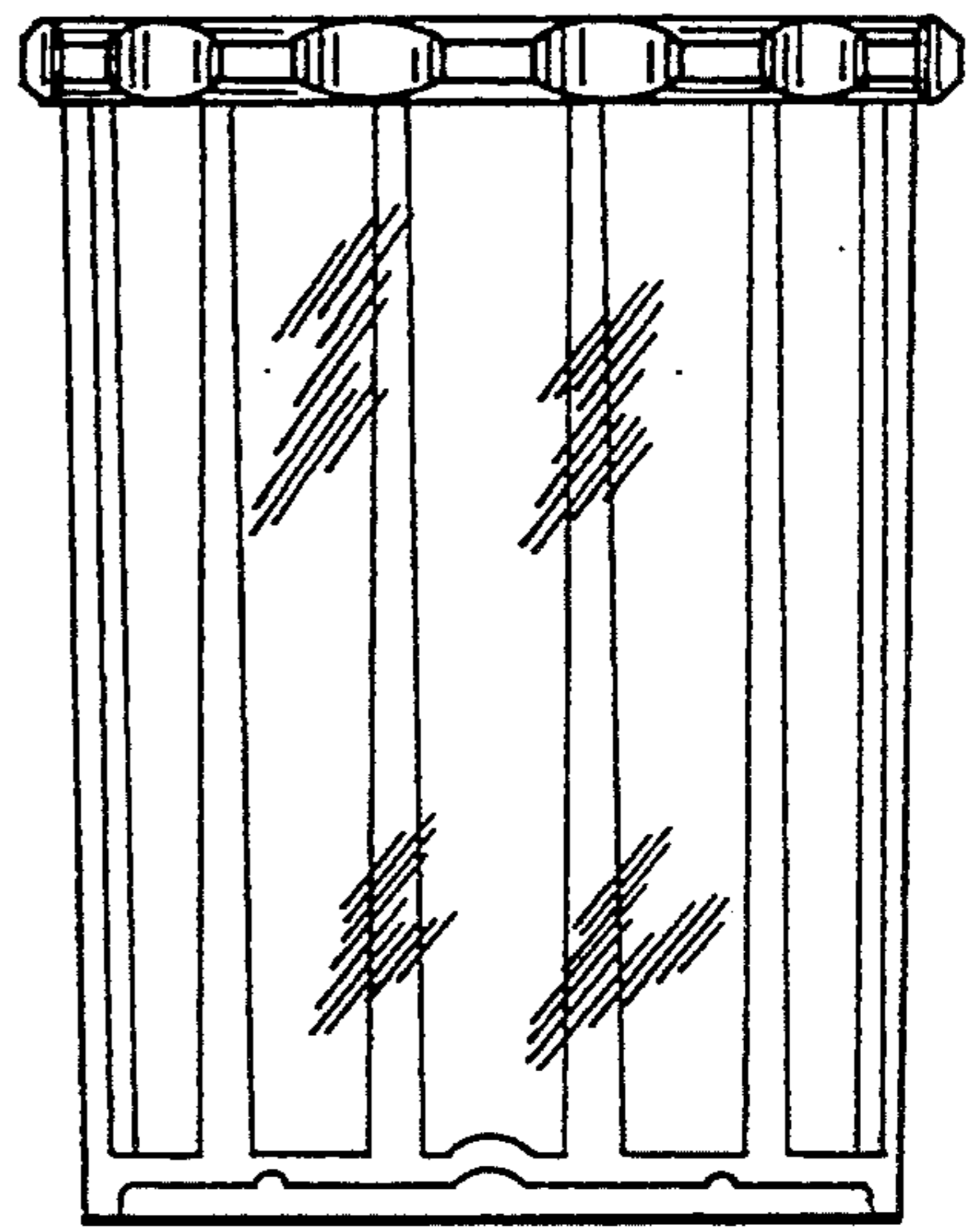


FIG. 4




FIG. 5




FIG. 6