



US00D359127S

United States Patent [19]

[11] Patent Number: **Des. 359,127**

Biesecker

[45] Date of Patent: **** Jun. 6, 1995**

[54] **COMBINED VIAL AND NEEDLE CADDY**

Primary Examiner—Stella Reid

[76] Inventor: **Frederick N. Biesecker, One Bottle Dr., Boyertown, Pa. 19512**

Attorney, Agent, or Firm—Panitch Schwarze Jacobs & Nadel

[**] Term: **14 Years**

[57] **CLAIM**

[21] Appl. No.: **15,217**

The ornamental design for a combined vial and needle caddy, as shown and described.

[22] Filed: **Nov. 10, 1993**

DESCRIPTION

[52] U.S. Cl. **D24/227**

FIG. 1 is a front elevational view of a combined vial and needle caddy showing my new design in accordance with a first embodiment, a rear elevational view thereof being identical;

[58] Field of Search D24/227, 230; 206/366, 206/365, 364; 604/403

FIG. 2 is a right side elevational view thereof, a left side elevational view thereof being identical;

[56] **References Cited**

U.S. PATENT DOCUMENTS

D. 283,163	3/1986	Pandya	D24/230
D. 283,164	3/1986	Pandya	D24/230
D. 339,869	9/1993	Schea, III et al.	D24/227 X
3,233,804	2/1966	Dahm	206/366
4,863,451	9/1989	Marder	604/403

FIG. 3 is a top plan view thereof;

FIG. 4 is a bottom plan view thereof; and,

FIG. 5 is a bottom plan view of a second embodiment of a combined vial and needle caddy, wherein the remaining views of the second embodiment are identical to FIGS. 1, 2 and 3.

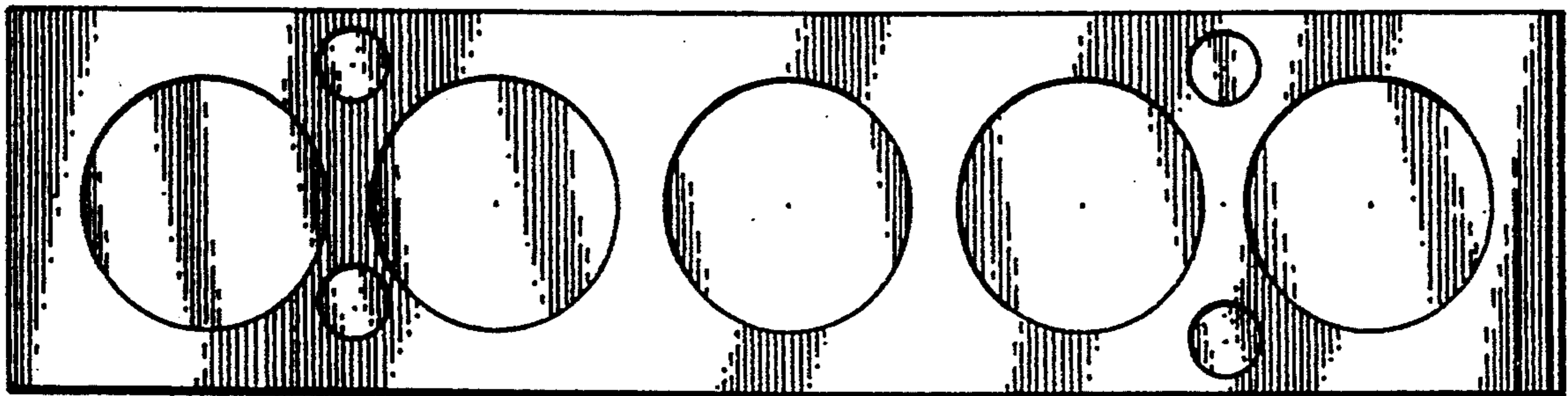
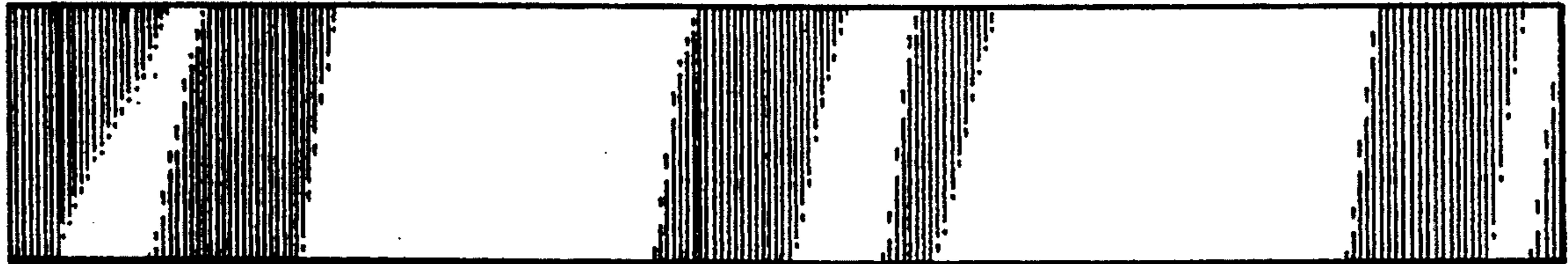


FIG. 1

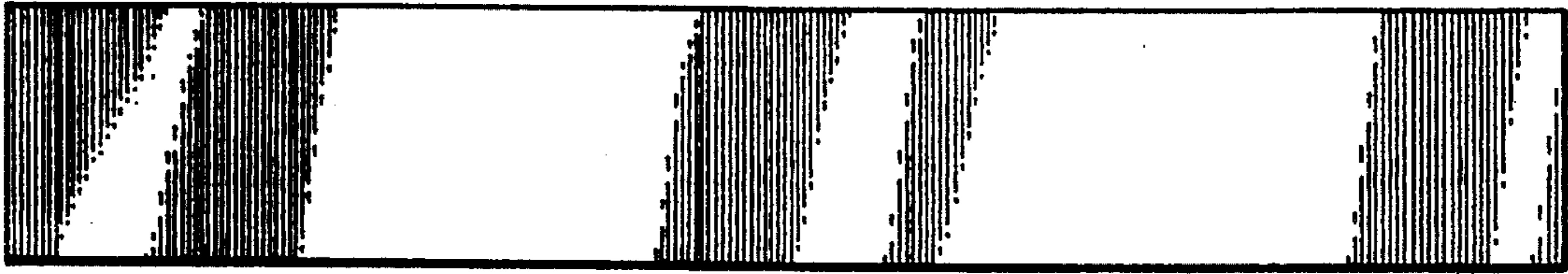


FIG. 2




FIG. 3

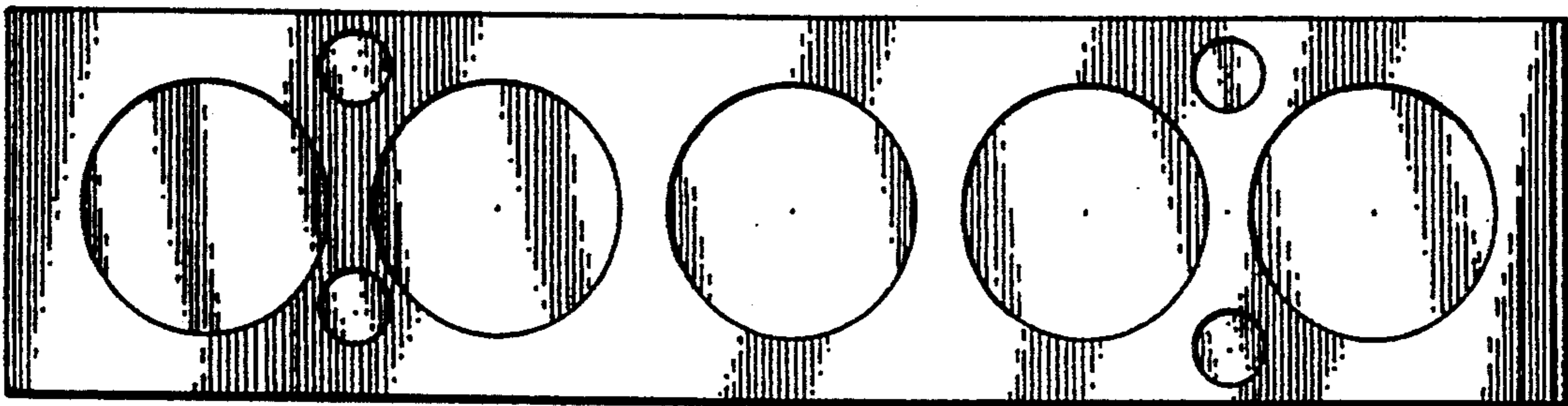


FIG. 4

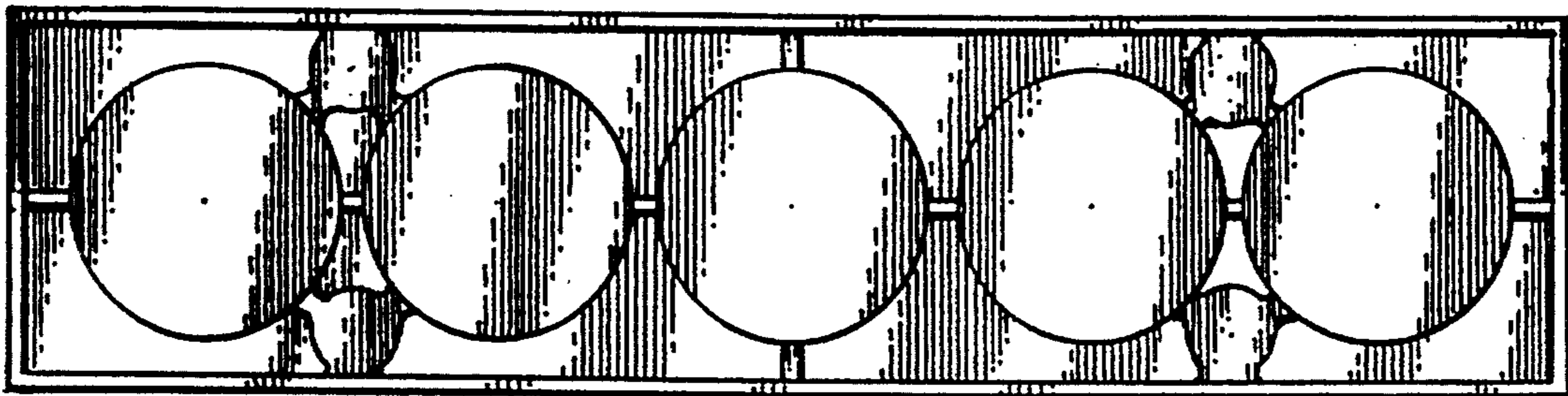


FIG. 5

