



US00D359077S

United States Patent [19]

[11] Patent Number: **Des. 359,077**

Larsen

[45] Date of Patent: **** Jun. 6, 1995**

[54] **GAME BOARD**

[76] Inventor: **Laird L. Larsen, 3826 N. Kenneth Ave., Chicago, Ill. 60641**

[**] Term: **14 Years**

[21] Appl. No.: **8,487**

[22] Filed: **May 18, 1993**

[52] U.S. Cl. **D21/35**

[58] Field of Search **D21/14-36; 273/236-285**

614,543	11/1898	Gerry .	
1,558,288	10/1925	Roman	273/249
2,273,009	2/1942	Fisher	273/134
4,030,762	6/1977	Gilmore	273/134
4,173,347	11/1979	Field, II	273/282.1
4,248,437	2/1981	Lemberger et al.	273/243

FOREIGN PATENT DOCUMENTS

810858	6/1951	Germany	273/284
--------	--------	---------------	---------

Primary Examiner—Theodore M. Shooman
Assistant Examiner—Sandra Morris
Attorney, Agent, or Firm—Willian Brinks Hofer Gilson & Lione

[56] References Cited

U.S. PATENT DOCUMENTS

D. 119,589	3/1940	Johnson	D21/20
D. 125,296	2/1941	Vander Clute .	
D. 130,117	10/1941	De Witt .	
D. 197,898	4/1964	Vines	D21/20
D. 198,754	7/1964	Mohler	273/248
D. 217,974	7/1970	Deitch	D34/5
D. 236,992	9/1975	Pratico	273/236
D. 240,951	8/1976	St. Cyr et al.	D34/5 SS
D. 304,209	10/1989	Guidotti	D21/34
D. 332,975	2/1993	Terminel	D21/35
D. 336,754	6/1993	Romaniotis et al.	D21/34

[57] CLAIM

The ornamental design for a game board, as shown and described.

DESCRIPTION

FIG. 1 is a top plan view of a game board, showing my new design, being of conventional thickness, the bottom being plain and unornamented;
FIG. 2 is a top plan view of a second embodiment of the design; and,
FIG. 3 is a top plan view of a third embodiment of the design.




FIG. 1




FIG. 2




FIG. 3

