



US00D359068S

United States Patent [19]

Nishimura et al.

[11] Patent Number: Des. 359,068

[45] Date of Patent: ** Jun. 6, 1995

[54] **DEVELOPER-SUPPLYING UNIT FOR AN IMAGE FORMING APPARATUS**

[75] Inventors: Yutaka Nishimura; Jyunichi Hirobe, both of Osaka; Toshiaki Kusuda, Takarazuka, all of Japan

[73] Assignee: Mita Industrial Co., Ltd., Osaka, Japan

[**] Term: 14 Years

[21] Appl. No.: 6,296

[22] Filed: Mar. 25, 1993

[30] **Foreign Application Priority Data**

Jan. 8, 1993 [JP] Japan 5-291

[52] U.S. Cl. D18/43; D18/40

[58] Field of Search D18/36, 40, 43; 222/DIG. 1, 325; 355/206, 208, 245, 260, 298

[56] **References Cited**

U.S. PATENT DOCUMENTS

D. 238,658 2/1976 Stone D18/43
4,947,788 8/1990 Hill et al. 355/208 X
5,235,390 8/1993 Ishikawa 222/325

5,329,340 7/1994 Fukuchi et al. 355/260 X

Primary Examiner—Alan P. Douglas

Assistant Examiner—Caron D. Veynar

Attorney, Agent, or Firm—Spencer, Frank & Schneider

[57] **CLAIM**

The ornamental design for a developer-supplying unit for an image forming apparatus, as shown.

DESCRIPTION

FIG. 1 is a top plan view of a developer-supplying unit for an image forming apparatus;

FIG. 2 is a front elevational view of a developer-supplying unit for an image forming apparatus;

FIG. 3 is a bottom plan view of a developer-supplying unit for an image forming apparatus;

FIG. 4 is a rear elevational view of a developer-supplying unit for an image forming apparatus;

FIG. 5 is a left side elevational view of a developer-supplying unit for an image forming apparatus;

FIG. 6 is a right side elevational view of a developer-supplying unit for an image forming apparatus; and,

FIG. 7 is a top, front and right side perspective view of a developer-supplying unit for an image forming apparatus.

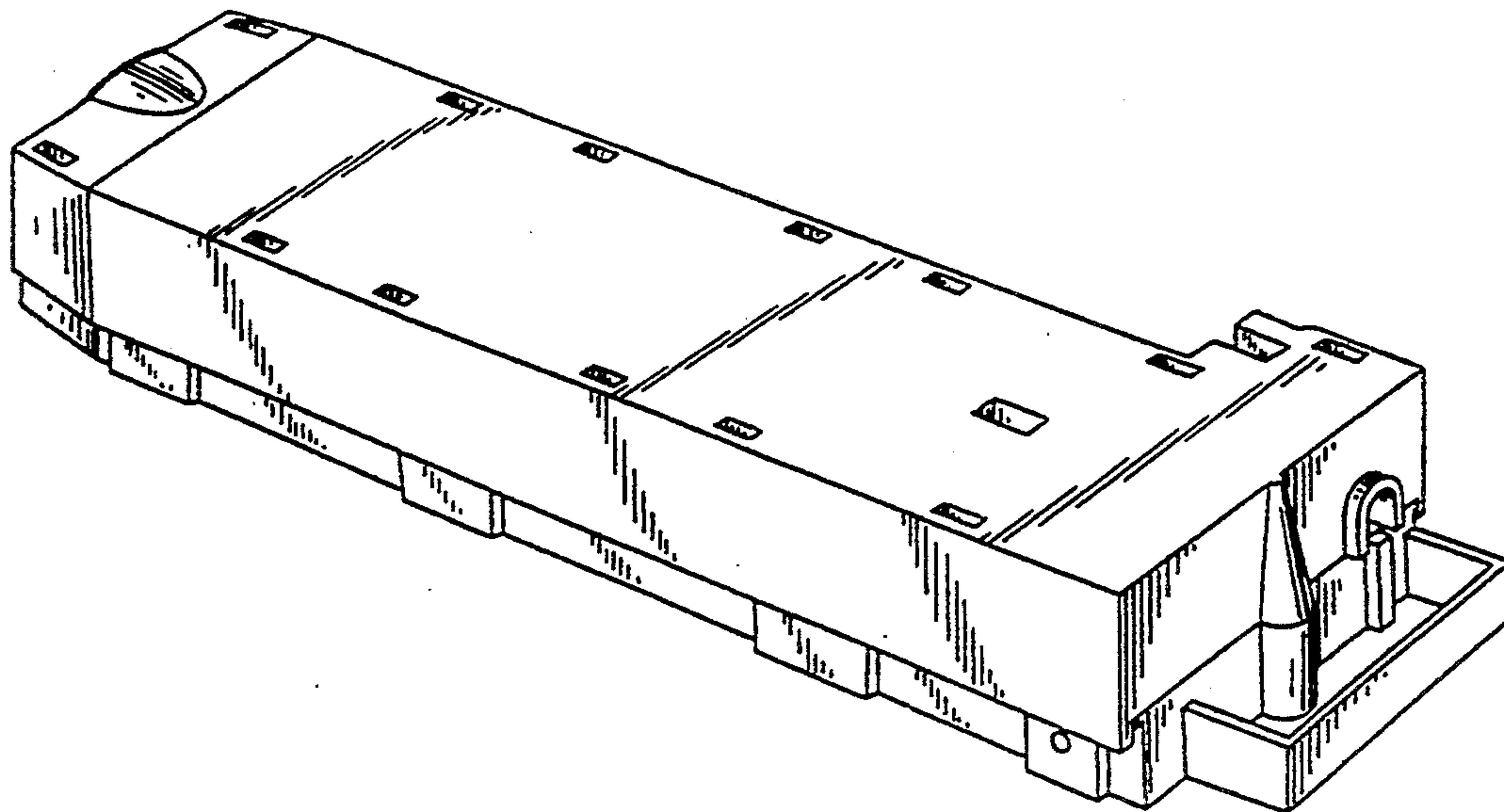


FIG. 1

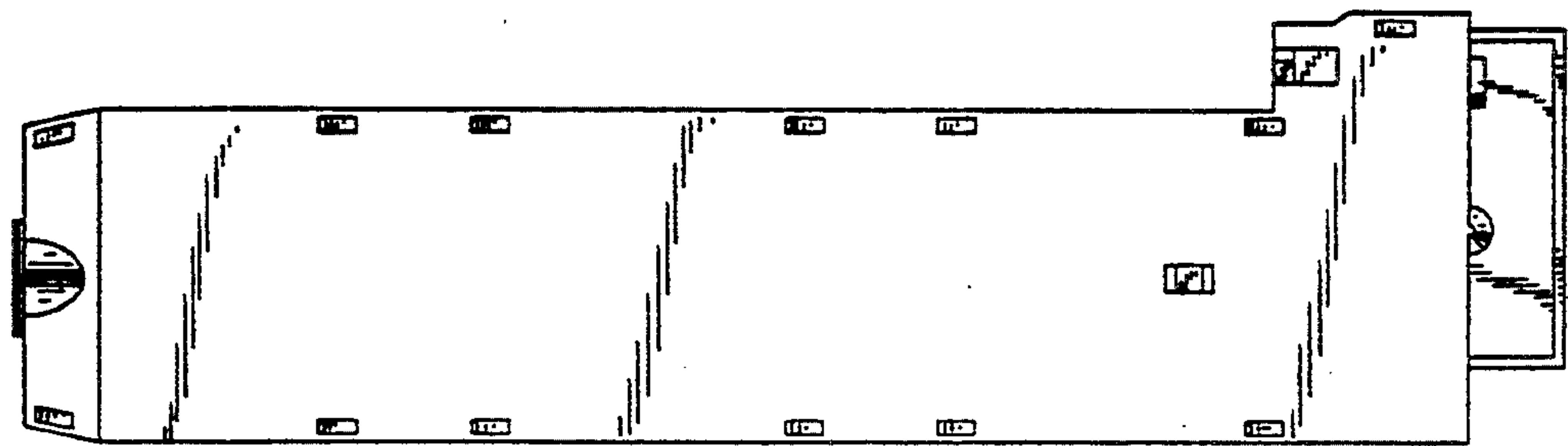


FIG. 2

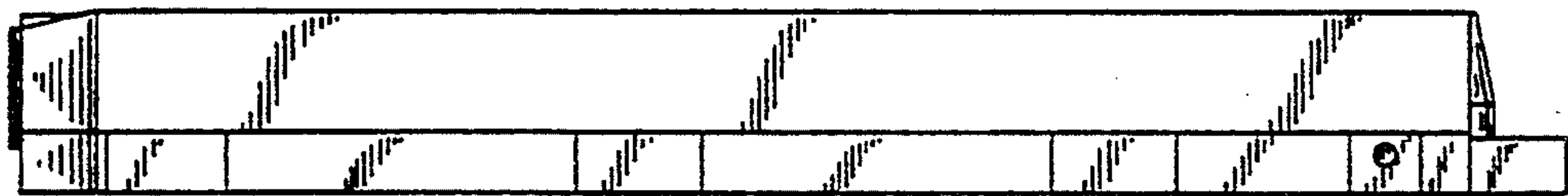


FIG. 3

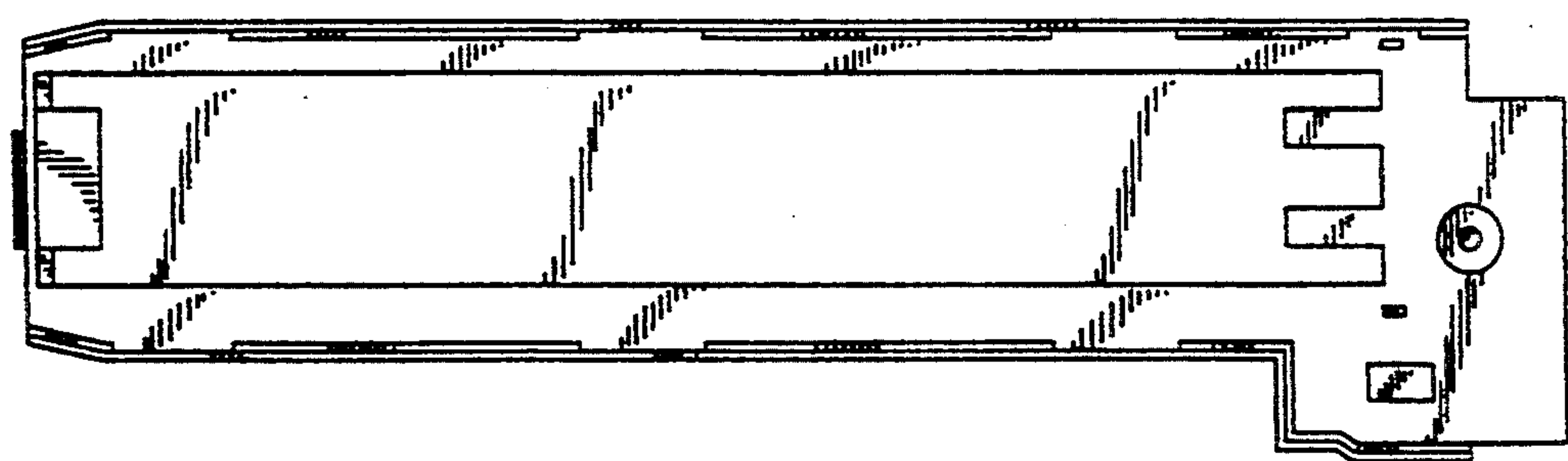


FIG. 4



FIG. 5

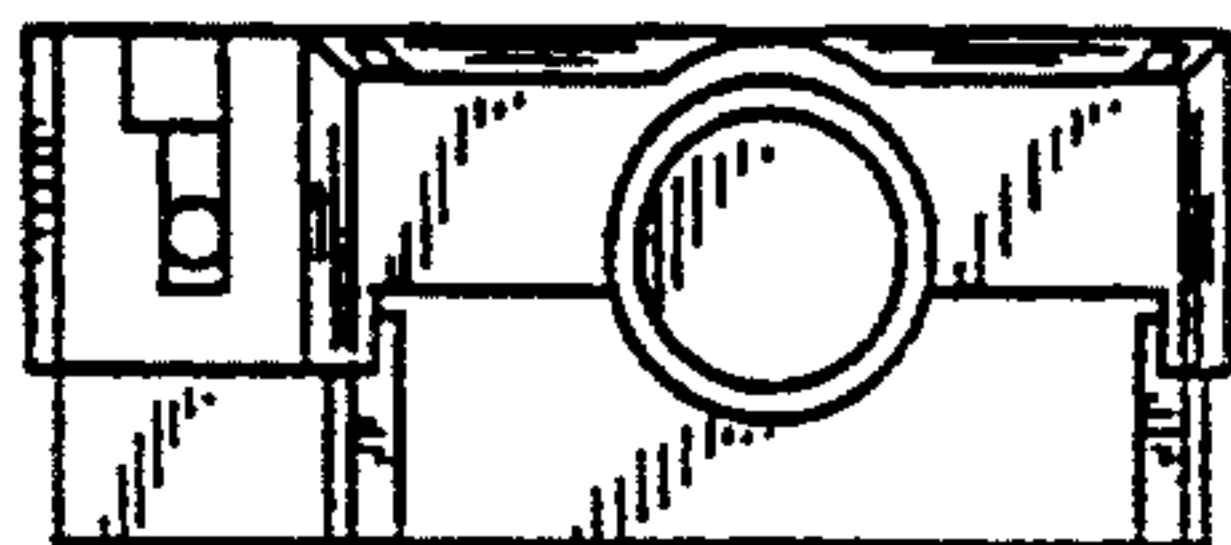


FIG. 6




FIG. 7

