



US00D359038S

# United States Patent [19]

[11] Patent Number: **Des. 359,038**

Ghassemian

[45] Date of Patent: **\*\* Jun. 6, 1995**

[54] **ERGONOMIC MOUSE TRAY**

[75] Inventor: **Morad Ghassemian, Chicago, Ill.**

[73] Assignee: **C-2, Inc., Chicago, Ill.**

[\*\*] Term: **14 Years**

[21] Appl. No.: **12,368**

[22] Filed: **Aug. 30, 1993**

[52] U.S. Cl. .... **D14/114**

[58] Field of Search ..... **D14/114; D19/92;**  
**D7/550; D18/12; 248/118, 118.1, 118.3, 346,**  
**489, 917-924; 400/689-693, 715; D6/582-594;**  
**D20/22; 345/156-167**

D. 350,536 9/1994 McKnight et al. .... D14/114  
 5,131,614 7/1992 Garcia et al. .... 248/118  
 5,228,655 7/1993 Garcia et al. .... 248/118

*Primary Examiner*—Melanie H. Tung  
*Attorney, Agent, or Firm*—Tilton, Fallon, Lungmus & Chestnut

### [57] CLAIM

The ornamental design for an ergonomic mouse tray, as shown and described.


### DESCRIPTION

FIG. 1 is a perspective view of an ergonomic mouse tray showing my new design;  
 FIG. 2 is a side view thereof;  
 FIG. 3 is a top plan view thereof;  
 FIG. 4 is a front view thereof, the rear view being a mirror image of the front view;  
 FIG. 5 is a side opposite the side shown in FIG. 2; and,  
 FIG. 6 is a bottom view thereof.

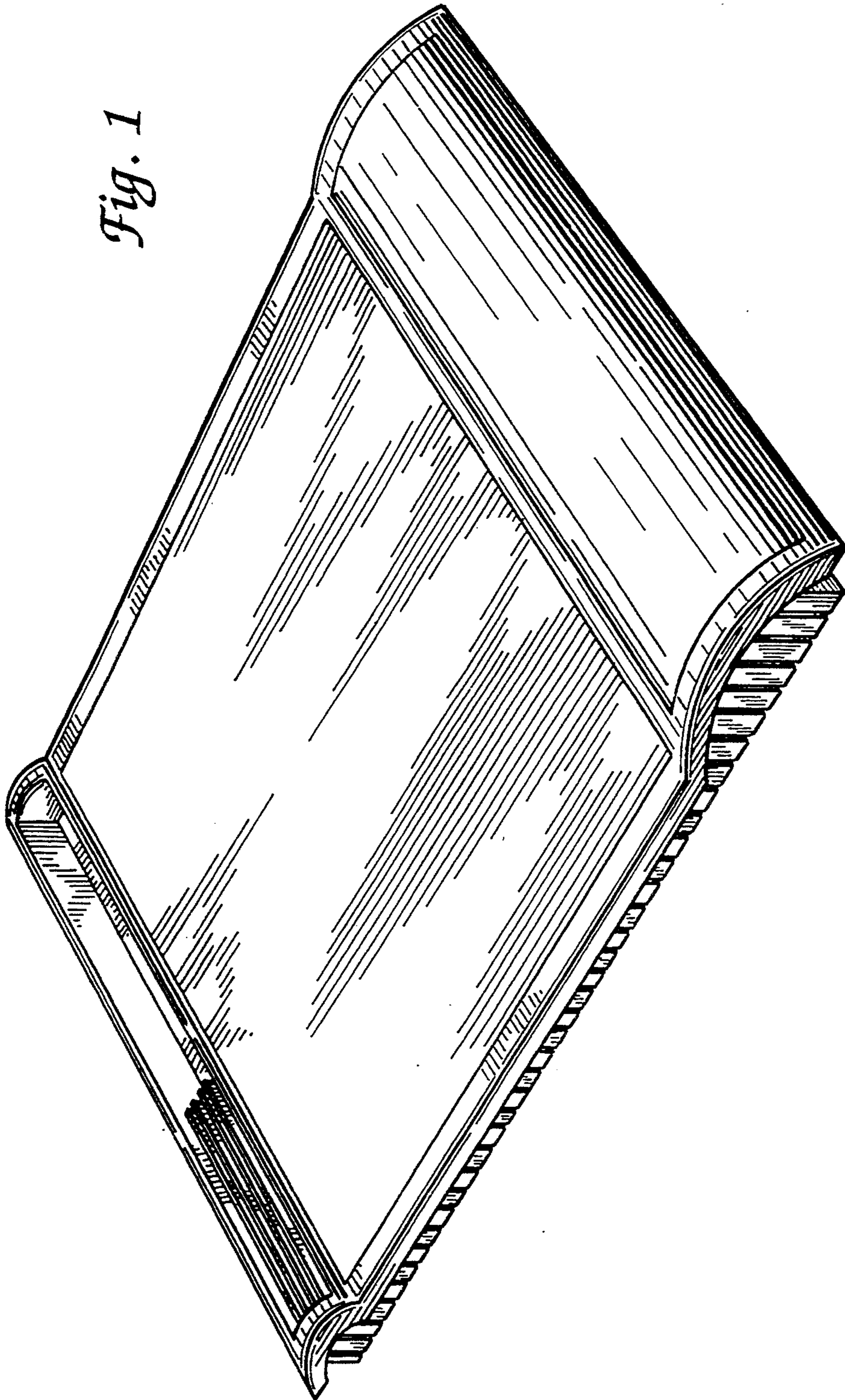
[56] **References Cited**

**U.S. PATENT DOCUMENTS**

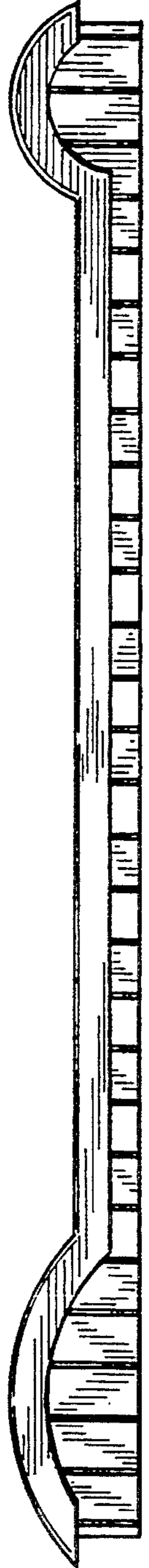
D. 288,097 2/1987 Harter et al. .... D14/114  
 D. 330,892 11/1992 Hassel et al. .... D14/114  
 D. 338,494 8/1993 Hofman ..... D19/92 X



*Fig. 1*




*Fig. 4*




*Fig. 2*



*Fig. 3*



*Fig. 5*



*Fig. 6*

