



US00D359004S

# United States Patent [19]

[11] Patent Number: **Des. 359,004**

**Barrett et al.**

[45] Date of Patent: **\*\* Jun. 6, 1995**

[54] **KEYBOARD OVERLAY FOR A BOWLING SCORER**

[75] Inventors: **Sean O. Barrett**, Grayslake; **William C. Cesaroni**, Glenview, both of Ill.; **Michael F. Stirling**; **Michael J. Katje**, both of Spring Lake,, Mich.

[73] Assignee: **Brunswick Bowling & Billards Corp.**, Muskegon, Mich.

[\*\*] Term: **14 Years**

[21] Appl. No.: **12,062**

[22] Filed: **Aug. 20, 1993**

[52] U.S. Cl. .... **D10/46.1**

[58] Field of Search ..... **D10/46.1; D21/233; 116/222-225; D14/114, 115, 117, 118, 217**

[56] **References Cited**

**U.S. PATENT DOCUMENTS**

D. 185,502 6/1959 Koci ..... D10/46.1

D. 198,692 7/1964 Harkins ..... D10/46.1 X  
D. 300,136 3/1989 Kando et al. .... D14/118  
D. 335,125 4/1993 Frankel ..... D14/114  
D. 336,468 6/1993 Reiter ..... D14/115  
D. 343,128 1/1994 McCrone ..... D14/46.1  
1,481,916 1/1924 Long ..... 116/224

*Primary Examiner*—Prabhakar G. Deshmukh  
*Attorney, Agent, or Firm*—Wood, Phillips, VanSanten, Clark & Mortimer

[57] **CLAIM**

The ornamental design of a keyboard overlay for a bowling scorer, as shown and described.

**DESCRIPTION**

FIG. 1 is a top plan view of a keyboard overlay for a bowling scorer showing our new design; FIG. 2 is a front elevational view thereof; FIG. 3 is a left side elevational view thereof; FIG. 4 is a right side elevational view thereof; FIG. 5 is a bottom plan view thereof; and, FIG. 6 is a rear elevational view thereof.

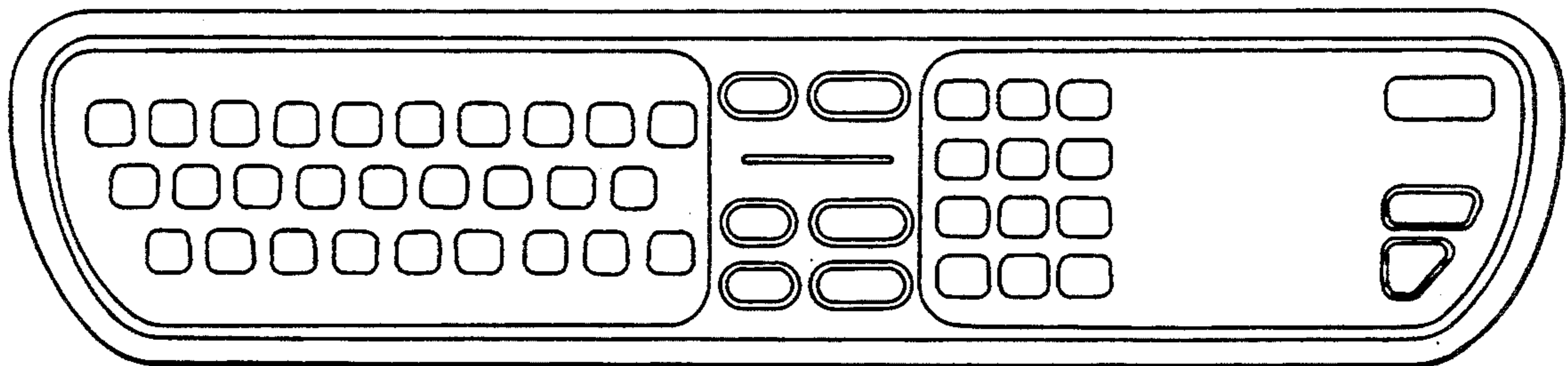
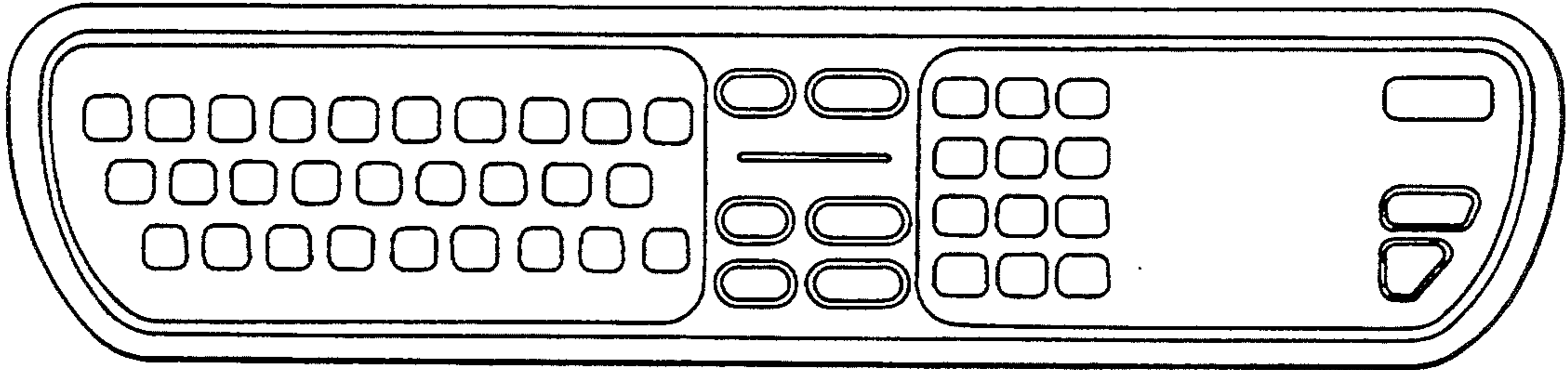


FIG. 1



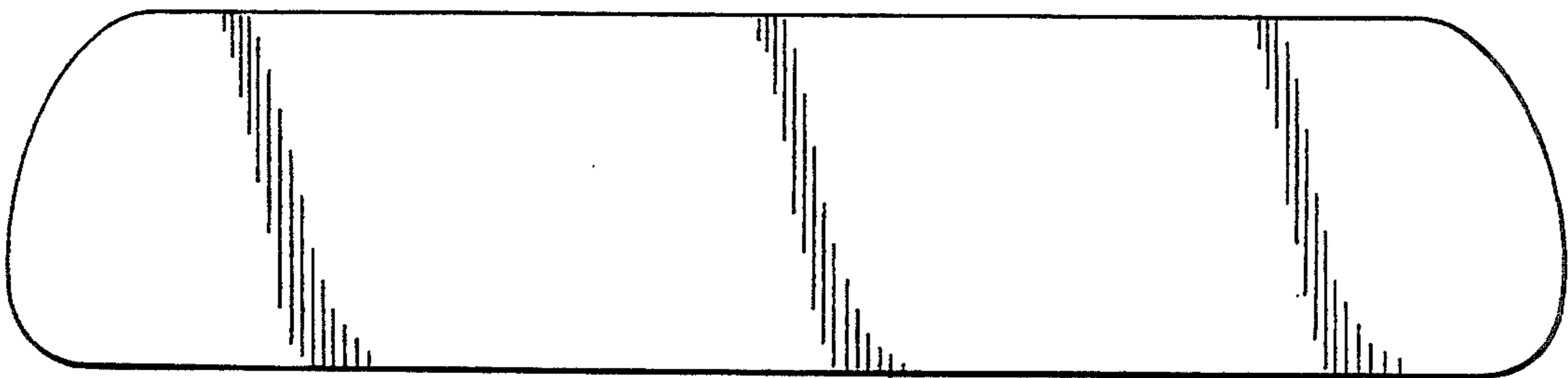
---

FIG. 2

FIG. 3

FIG. 4

FIG. 5



---

FIG. 6