



US00D359002S

United States Patent [19] Polenberg

[11] Patent Number: **Des. 359,002**

[45] Date of Patent: *** Jun. 6, 1995**

[54] **WRISTWATCH**

[75] Inventor: **Myron Polenberg, New York, N.Y.**

[73] Assignee: **Swiss Army Brands, Ltd., Shelton, Conn.**

[*] Notice: The portion of the term of this patent subsequent to Oct. 5, 2007 has been disclaimed.

[**] Term: **14 Years**

[21] Appl. No.: **682,210**

[22] Filed: **Apr. 8, 1991**

[52] U.S. Cl. **D10/39; D10/30**

[58] Field of Search **D10/30-39, D10/122-126, 128, 129; 368/223-238, 276-278, 280-282, 285, 318, 322, 323**

[56] **References Cited**

U.S. PATENT DOCUMENTS

- D. 292,890 11/1987 Schoepfer D10/39
- D. 326,233 5/1992 Burgener D10/39
- D. 339,990 10/1993 Polenberg D10/39

OTHER PUBLICATIONS

Swiss Watch & Jewelry Journal, Feb. 1989, see p. 354, watch right center.

Hong Kong Enterprise, Nov. 1987, see p. 338 circled item FL-001 lower right.

European Jeweler, Apr. 1983, see p. 188 watch shown upper center.

Swiss Watch and Jewelry Journal, Apr. 1988, p. 598, see circled watch, upper right.

Primary Examiner—Martie Thompson
Attorney, Agent, or Firm—Nims, Howes, Collison, Hansen & Lackert

[57] **CLAIM**

The ornamental design for a wristwatch, as shown and described.

DESCRIPTION


FIG. 1 is a front elevational view of a wristwatch showing my new design;

FIG. 2 is a left side elevational view thereof;

FIG. 3 is a right side elevational view thereof;

FIG. 4 is a rear elevational view thereof; and,

FIG. 5 is a bottom plan view thereof.






FIG. 3




FIG. 1



FIG. 2




FIG. 5

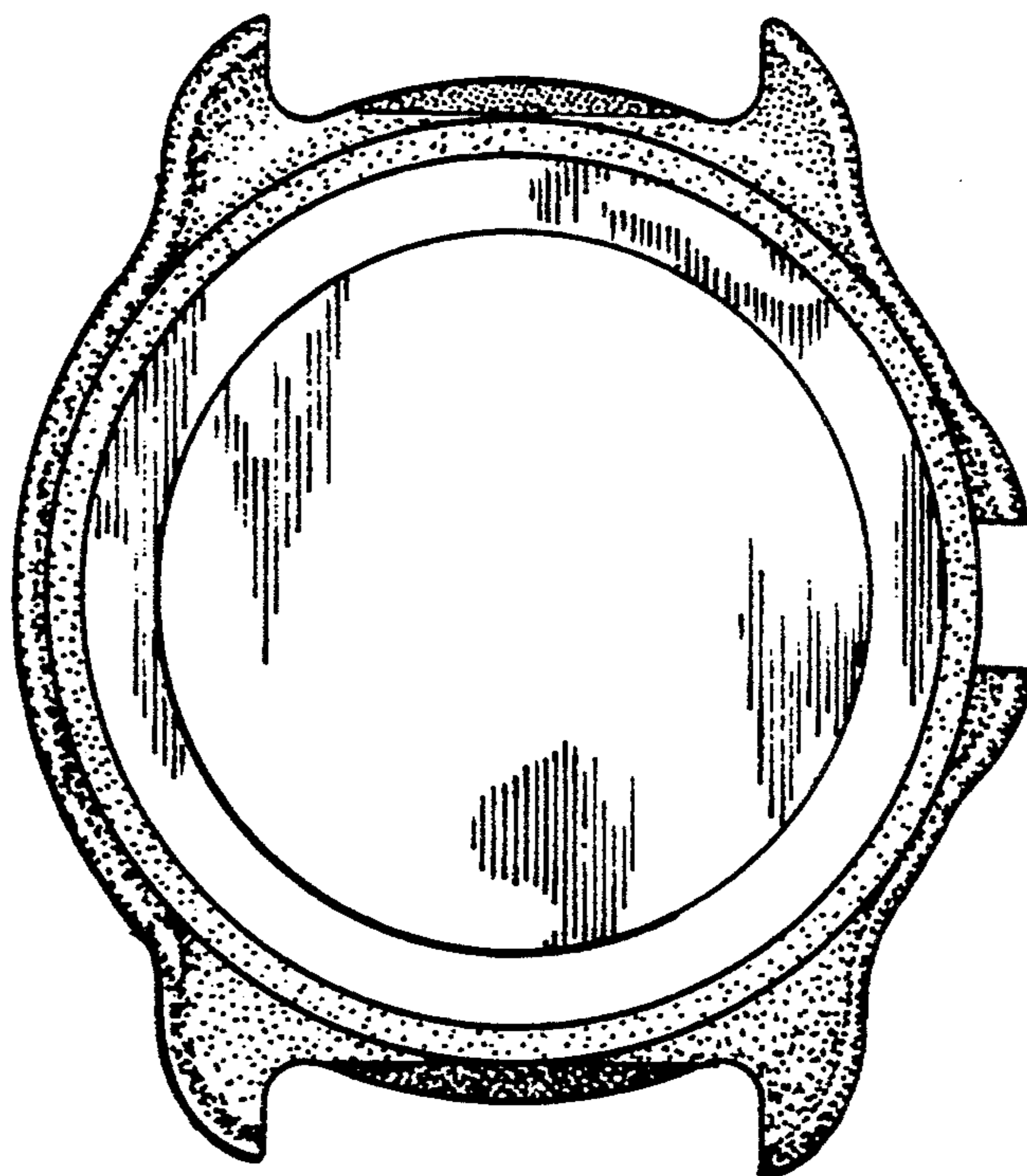


FIG. 4