



US00D358999S

United States Patent [19]

[11] Patent Number: **Des. 358,999**

Morishima

[45] Date of Patent: **** Jun. 6, 1995**

[54] **WRIST WATCH WITH WIRELESS REMOTE CONTROLLER FOR ELECTRONIC INSTRUMENTS**

[75] Inventor: **Takashi Morishima, Akishima, Japan**

[73] Assignee: **Casio Computer Co., Ltd., Tokyo, Japan**

[**] Term: **14 Years**

[21] Appl. No.: **15,787**

[22] Filed: **Nov. 29, 1993**

[52] U.S. Cl. **D10/31; D10/38**

[58] Field of Search **D10/1-40, D10/122-132; 368/280-282, 276-277, 285, 10, 47; D14/192, 218**

D. 342,740	12/1993	Parker	D14/218
D. 349,061	7/1994	Morishima	D10/38
4,139,837	2/1979	Liljenwall	368/10 X
4,853,682	8/1989	Asano	368/10 X
5,088,070	2/1992	Shiff	368/10
5,355,352	10/1994	Kobayashi	368/281

Primary Examiner—Nelson C. Holtje
Attorney, Agent, or Firm—Frishauf, Holtz, Goodman & Woodward

[57] CLAIM

The ornamental design for a wrist watch with wireless remote controller for electronic instruments, as shown.

DESCRIPTION

FIG. 1 is a front elevation view of a wrist watch with wireless remote controller for electronic instruments showing our new design; FIG. 2 is a right side elevation view thereof; FIG. 3 is a left side elevation view thereof; FIG. 4 is a top plan view thereof; FIG. 5 is a bottom plan view thereof; FIG. 6 is a rear elevation view thereof; and, FIG. 7 is a perspective view thereof.

[56] References Cited

U.S. PATENT DOCUMENTS

D. 263,376	3/1982	Saito	D10/31
D. 296,083	6/1988	Morishima	D10/31
D. 315,512	3/1991	Houlihan	D10/30
D. 339,530	9/1993	Morishima	D10/30 X
D. 339,750	9/1993	Nakai	D10/38




FIG. 4




FIG. 3




FIG. 1




FIG. 2




FIG. 5




FIG. 6

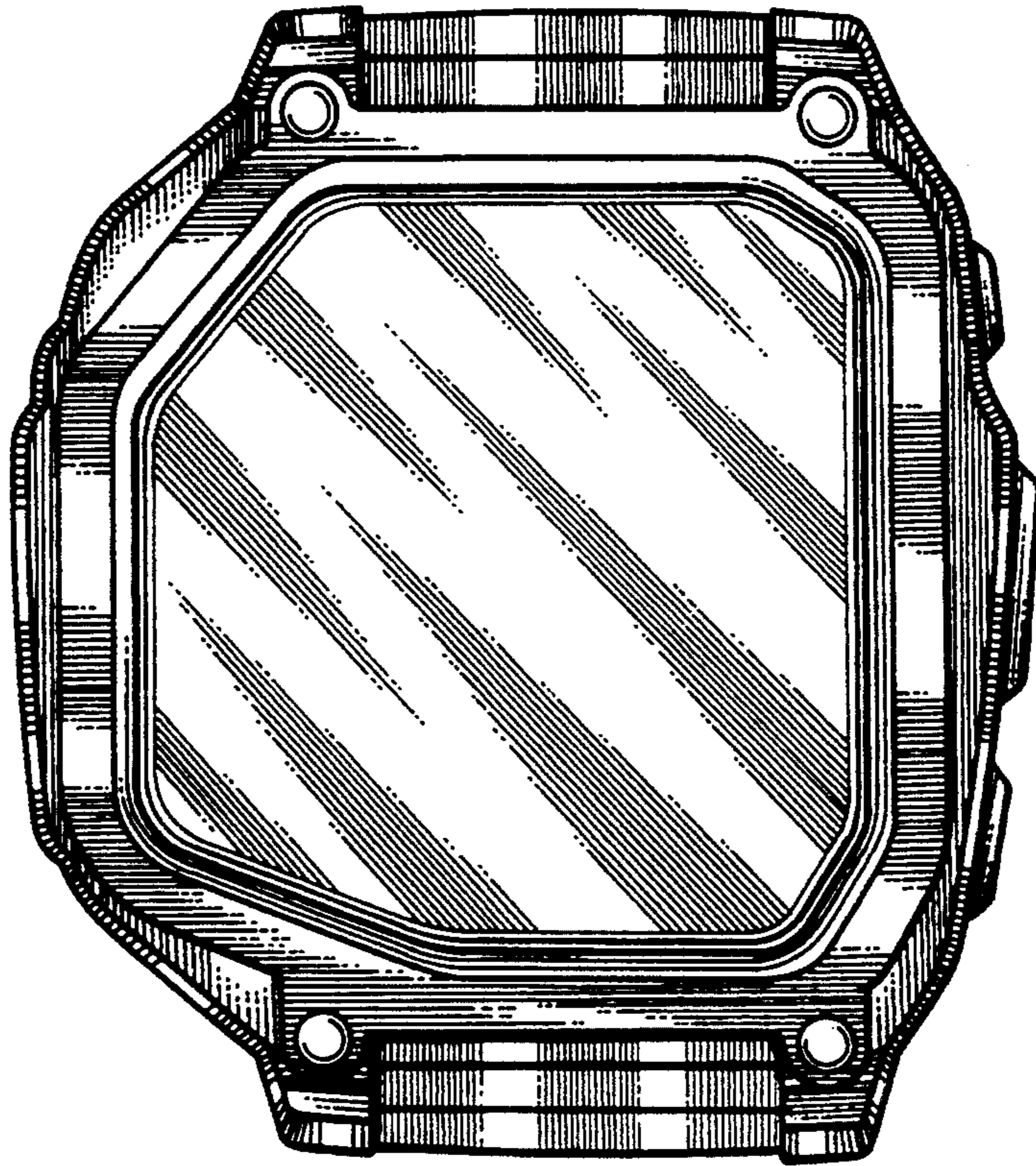


FIG. 7

