



US00D358991S

United States Patent [19]

[11] Patent Number: **Des. 358,991**

Bridger et al.

[45] Date of Patent: *** Jun. 6, 1995**

[54] **BOTTLE**

3,251,514 5/1966 Speicher et al. 222/468

[75] Inventors: **Peter E. W. Bridger**, Berkshire, England; **John T. Klette**, Annandale, Va.; **Jule G. Lambeck**, Wayne, Ill.; **Elena Portoles**, Alexandria, Va.

FOREIGN PATENT DOCUMENTS

[73] Assignee: **Mobil Oil Corporation**, Fairfax, Va.

5130685	3/1987	Australia .
WO8701677	3/1987	Australia .
0058624	6/1985	European Pat. Off. .
0213796	3/1987	European Pat. Off. .
0198004	12/1989	European Pat. Off. .
1329471	9/1973	United Kingdom .
1402645	8/1975	United Kingdom .
1402646	8/1975	United Kingdom .
1004408	11/1982	United Kingdom .
2098572	1/1985	United Kingdom .
1023592	5/1985	United Kingdom .
1037970	5/1987	United Kingdom .
1042700	2/1988	United Kingdom .
1048504	10/1988	United Kingdom .
1051166	2/1989	United Kingdom .
1055889	7/1989	United Kingdom .
1055947	7/1989	United Kingdom .

[*] Notice: The portion of the term of this patent subsequent to Oct. 26, 2007 has been disclaimed.

[**] Term: **14 Years**

[21] Appl. No.: **6,126**

[22] Filed: **Mar. 22, 1993**

[52] U.S. Cl. **D9/528**

[58] Field of Search **D9/528, 547, 531, 527; 215/1 R, 1 C, 100 A**

Primary Examiner—Lucy J. Lieberman
Attorney, Agent, or Firm—Alexander J. McKillop;
George W. Hager, Jr.; Michael J. Mlotkowski

[56] References Cited

U.S. PATENT DOCUMENTS

D. 199,814	12/1964	Mojonnier	D9/528
D. 205,550	8/1966	Morgan	D9/528
D. 211,508	6/1968	Anderson	D9/528
D. 228,230	8/1973	Cutler	D9/528
D. 230,708	3/1974	Hutter	D9/528
D. 279,078	6/1985	Franchi et al.	D9/376
D. 302,523	8/1989	Suhajda	D9/528
D. 302,946	8/1989	Cramer	D9/528
D. 306,557	3/1990	Peake-Atkins	D9/528
D. 309,100	7/1990	Beaver	D9/547
D. 324,495	3/1992	Warrington	D9/528
D. 333,982	3/1993	Levy et al.	D9/528
D. 340,645	10/1993	Bridger et al.	D9/528
D. 344,235	2/1994	Bridger et al.	D9/528
D. 346,331	4/1994	Jaramillo	D9/528 X

[57] CLAIM

The ornamental design of a bottle, as shown and described.

DESCRIPTION

FIG. 1 is a perspective view of a bottle, showing our new design;
FIG. 2 is a top plan view thereof;
FIG. 3 is a bottom plan view thereof;
FIG. 4 is a front view thereof;
FIG. 5 is a back view thereof; and,
FIG. 6 is a side elevation, the opposite side elevation is a mirror image thereof except for the conventional screw threading on the bottle neck.

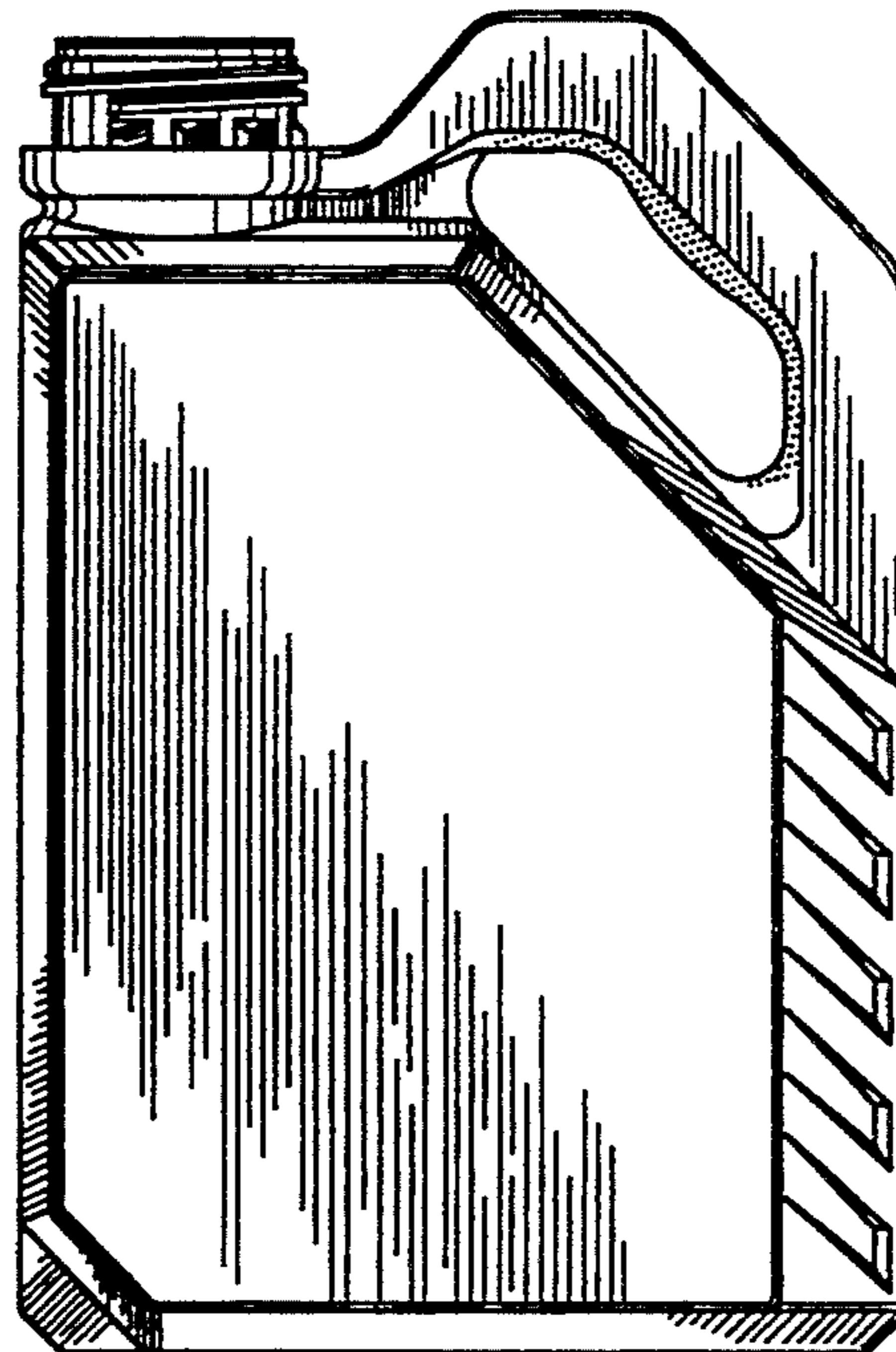
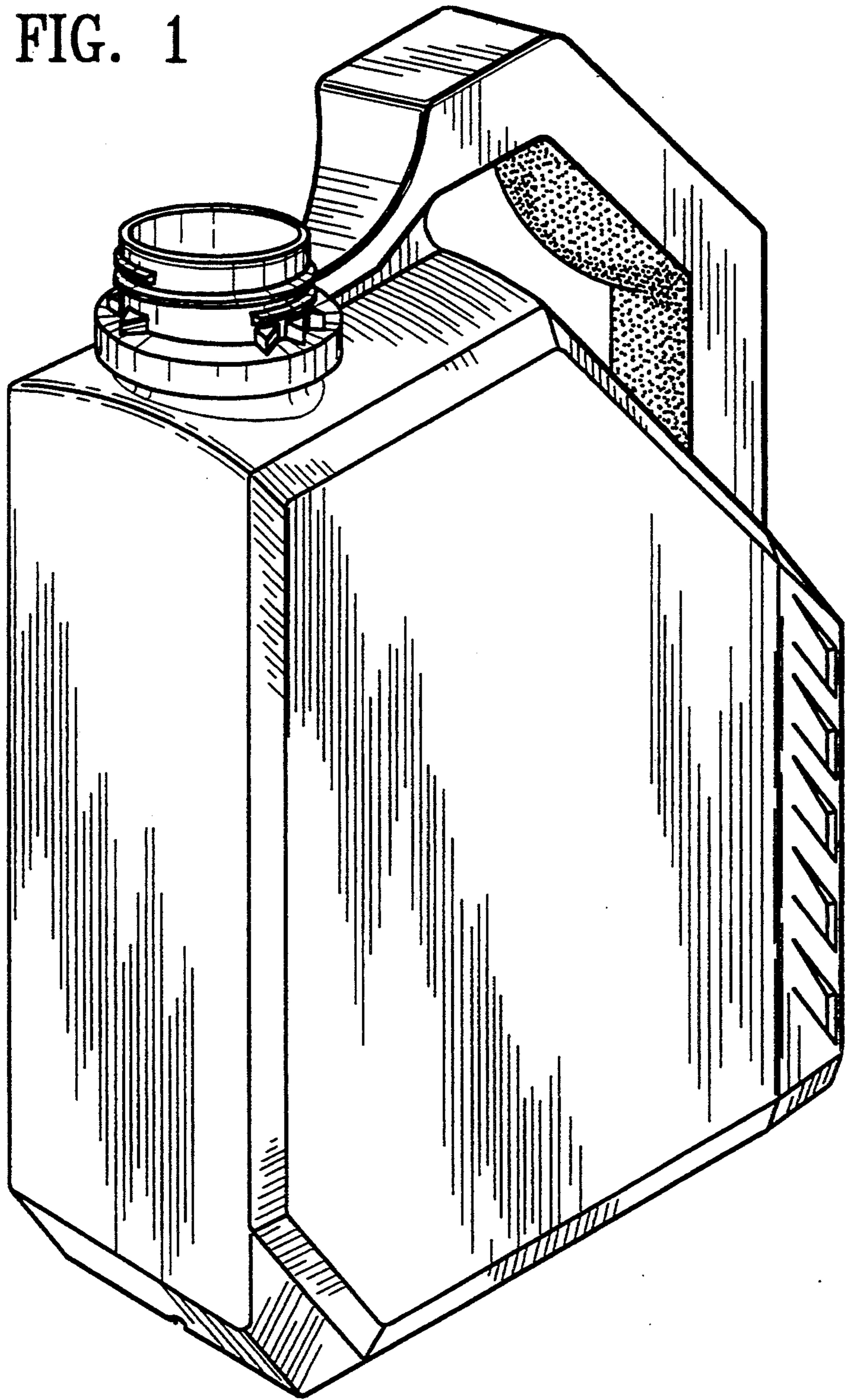


FIG. 1






FIG. 4




FIG. 2




FIG. 3




FIG. 6

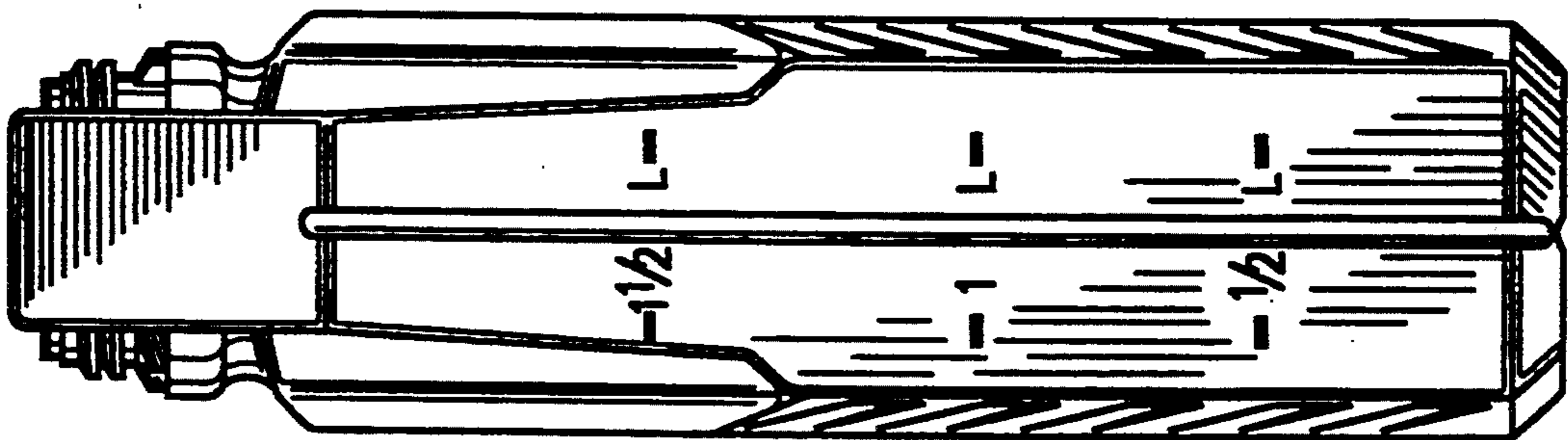


FIG. 5