



US00D358982S

# United States Patent [19]

[11] Patent Number: **Des. 358,982**

**Bosgoed**

[45] Date of Patent: **\*\* Jun. 6, 1995**

[54] **CURTAIN RAIL**

[75] Inventor: **Henrikus W. F. Bosgoed**, Schalkhaar, Netherlands

[73] Assignee: **Forest Group Nederland B.V.**, El Deventer, Netherlands

[\*\*] Term: **14 Years**

[21] Appl. No.: **8,704**

[22] Filed: **May 3, 1993**

[30] **Foreign Application Priority Data**

Nov. 3, 1992 [BX] Benelux TM/Des. Off. .... 68157-00  
[52] U.S. Cl. .... **D8/376; D25/122**  
[58] Field of Search ..... **D8/376-377; 160/19, 38-39; D25/119, 123-125**

[56] **References Cited**

**U.S. PATENT DOCUMENTS**

D. 199,024 9/1964 Huret ..... D25/123  
D. 231,326 4/1974 Miki ..... D8/377  
D. 268,809 5/1983 Marontate ..... D8/377  
D. 335,624 5/1993 Siener ..... D8/377  
2,736,055 2/1956 Bell .  
4,079,770 3/1978 Woodle ..... 160/19  
4,254,813 3/1981 Vecchiarelli ..... 160/19

**FOREIGN PATENT DOCUMENTS**

1321572 2/1963 France .  
1476717 4/1967 France .  
1229255 11/1966 Germany .  
1404030 11/1968 Germany .  
2055461 5/1972 Germany .

350211 5/1979 Germany .  
3042603 6/1982 Germany .  
7603170 10/1976 Netherlands .  
549987 6/1974 Switzerland .  
2028637 8/1978 United Kingdom .

**OTHER PUBLICATIONS**

Week 8622, Apr. 19, 1986, Derwent Publications Ltd, London, AN 86140892; JP A 61 076 594 (Kitamura).  
Database WPI, Week 8622, 19 Apr. 1986, Derwent Publications Ltd. JP-A-61 076 594 (Kitamura).  
Sweets catalog, O.B. Masco Mfg., 1981, p. 3, curtain rail item 44-9000 on left of page.  
Sweets catalog; Graber Mfg., 1981, p. 2, drapery tracks item 9-807 on left of page.

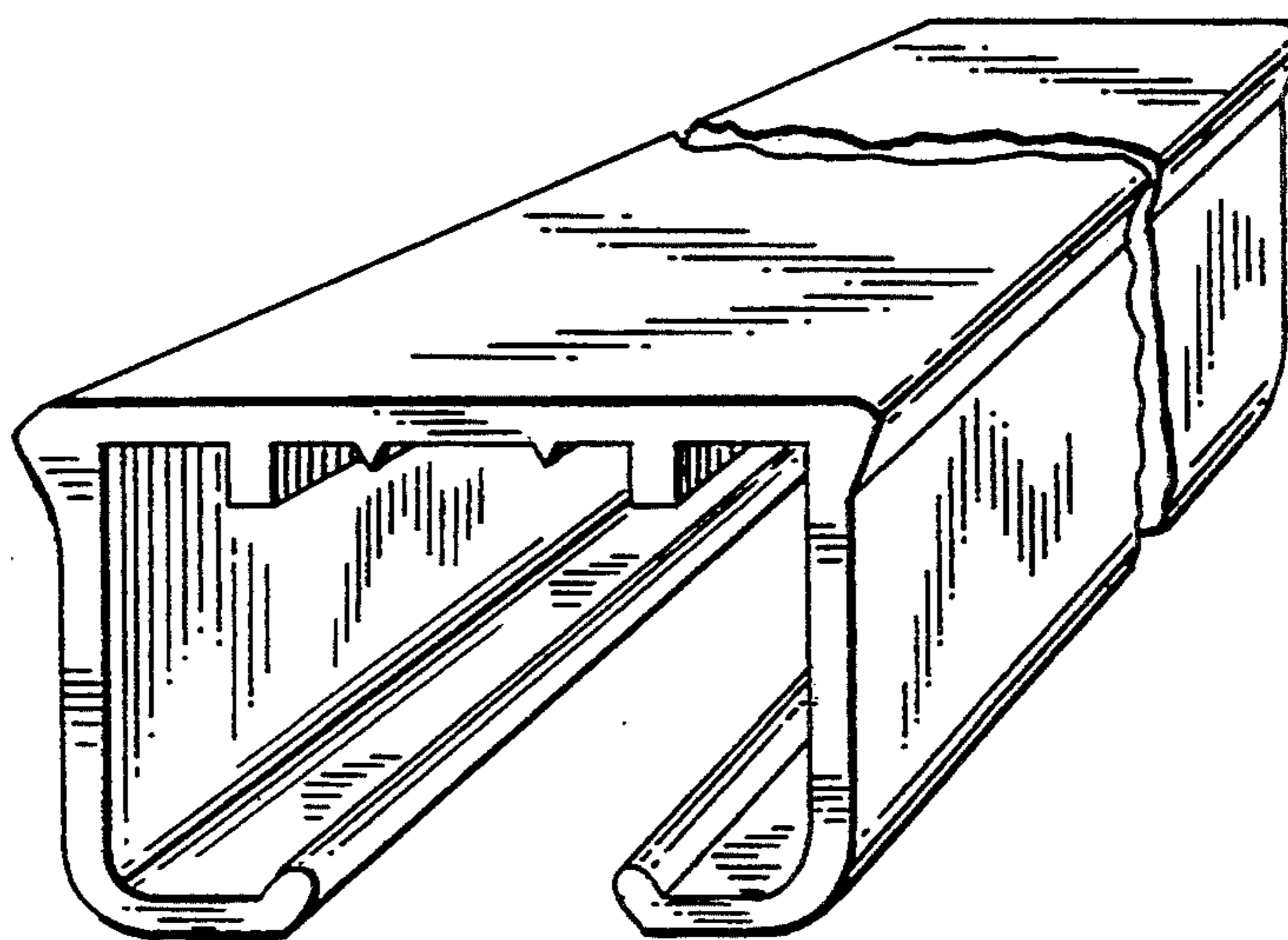
*Primary Examiner*—James M. Gandy  
*Assistant Examiner*—Holly Baynham  
*Attorney, Agent, or Firm*—Larson & Taylor

[57] **CLAIM**

The ornamental design for a curtain-rail, as shown and described.

**DESCRIPTION**

FIG. 1 is a perspective view from one end of a curtain rail in accordance with the invention, the perspective view from the other end having the same appearance; FIG. 2 is a top plan view of the curtain rail of FIG. 1; FIG. 3 is a bottom view of the curtain rail of FIG. 1; and, FIG. 4 is a side elevation view of the curtain rail of FIG. 1, the other side view being the same. The drawings are broken to show that the length of the rail may vary.



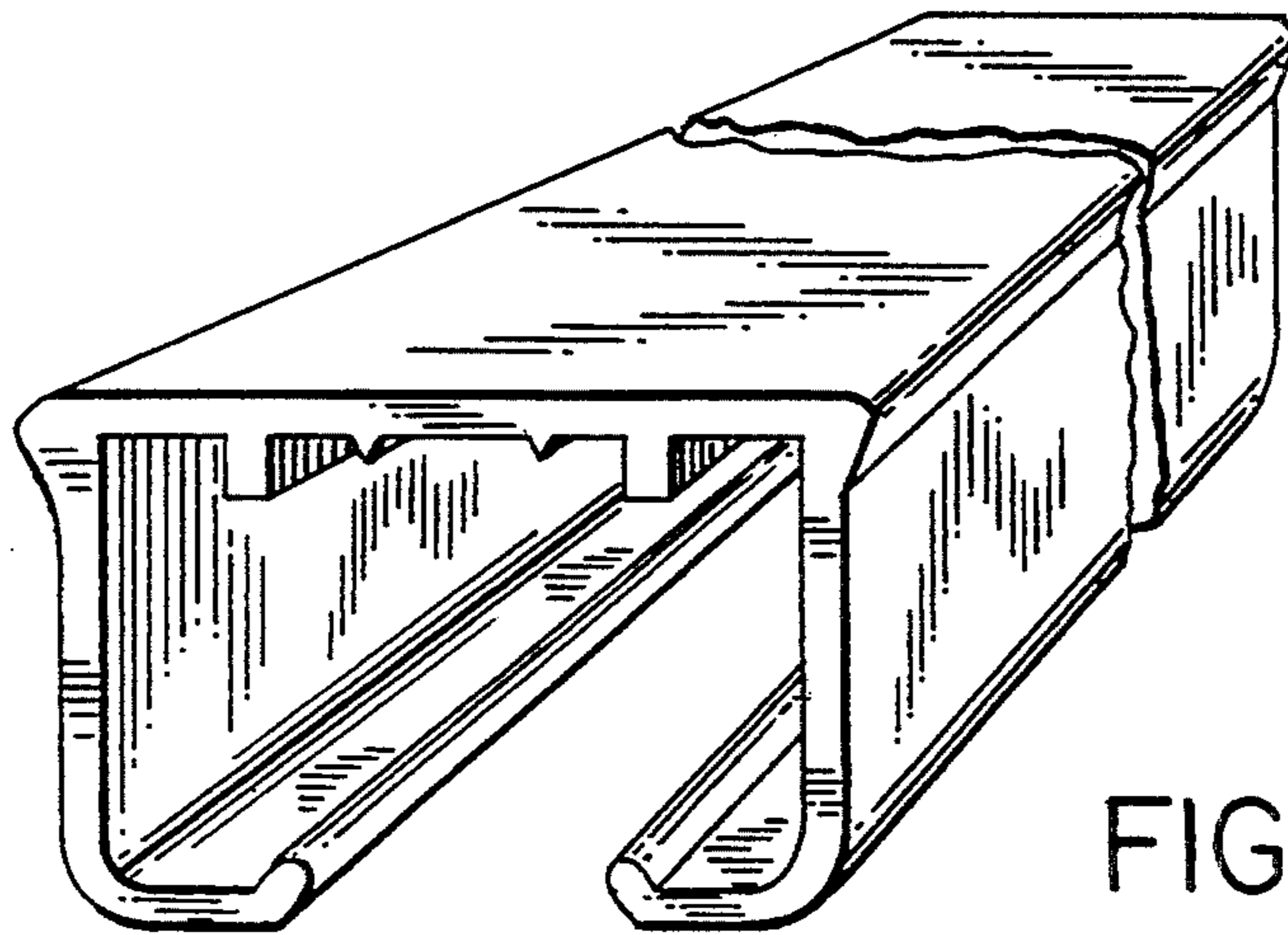


FIG. 1

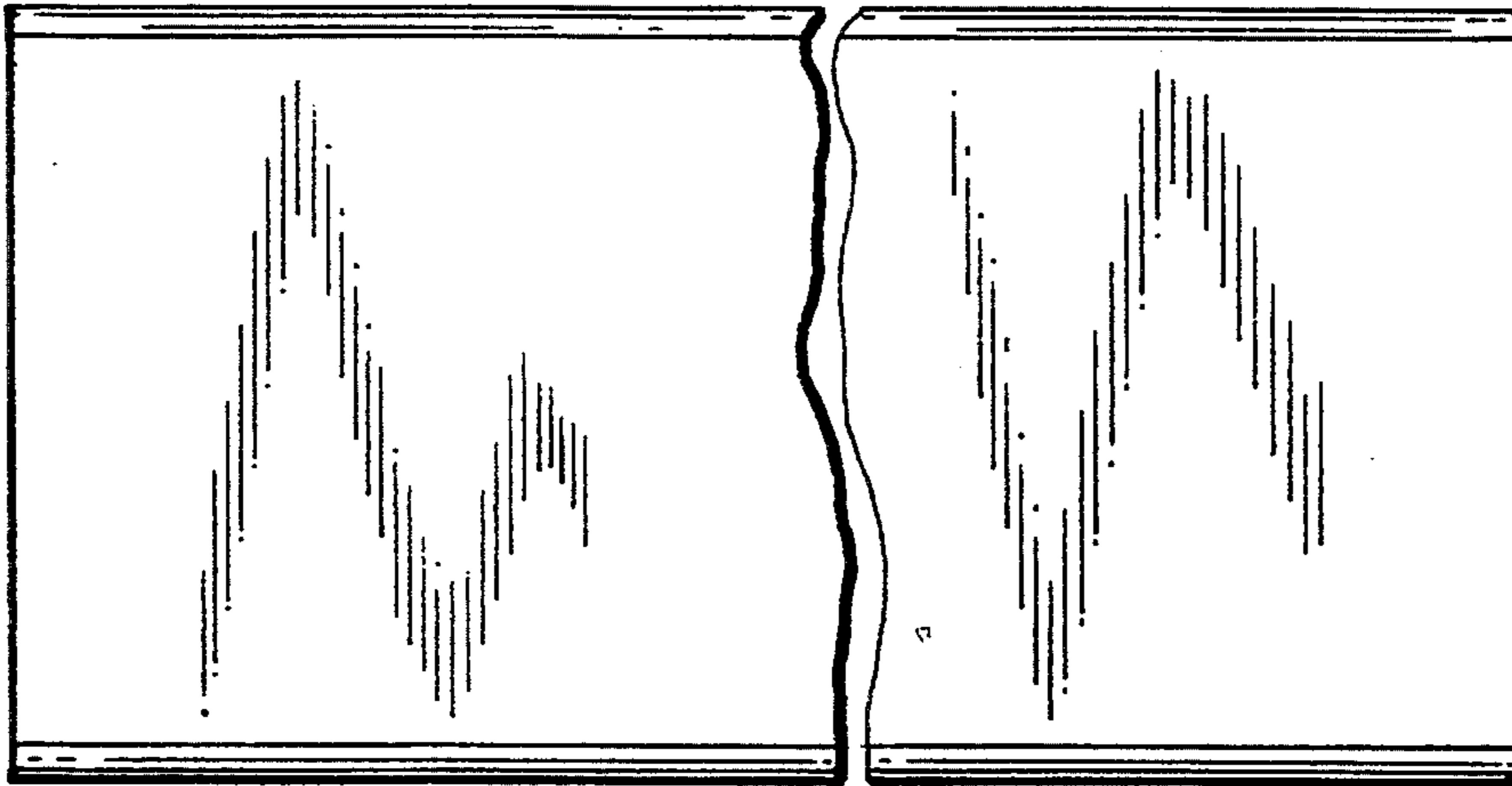


FIG. 2

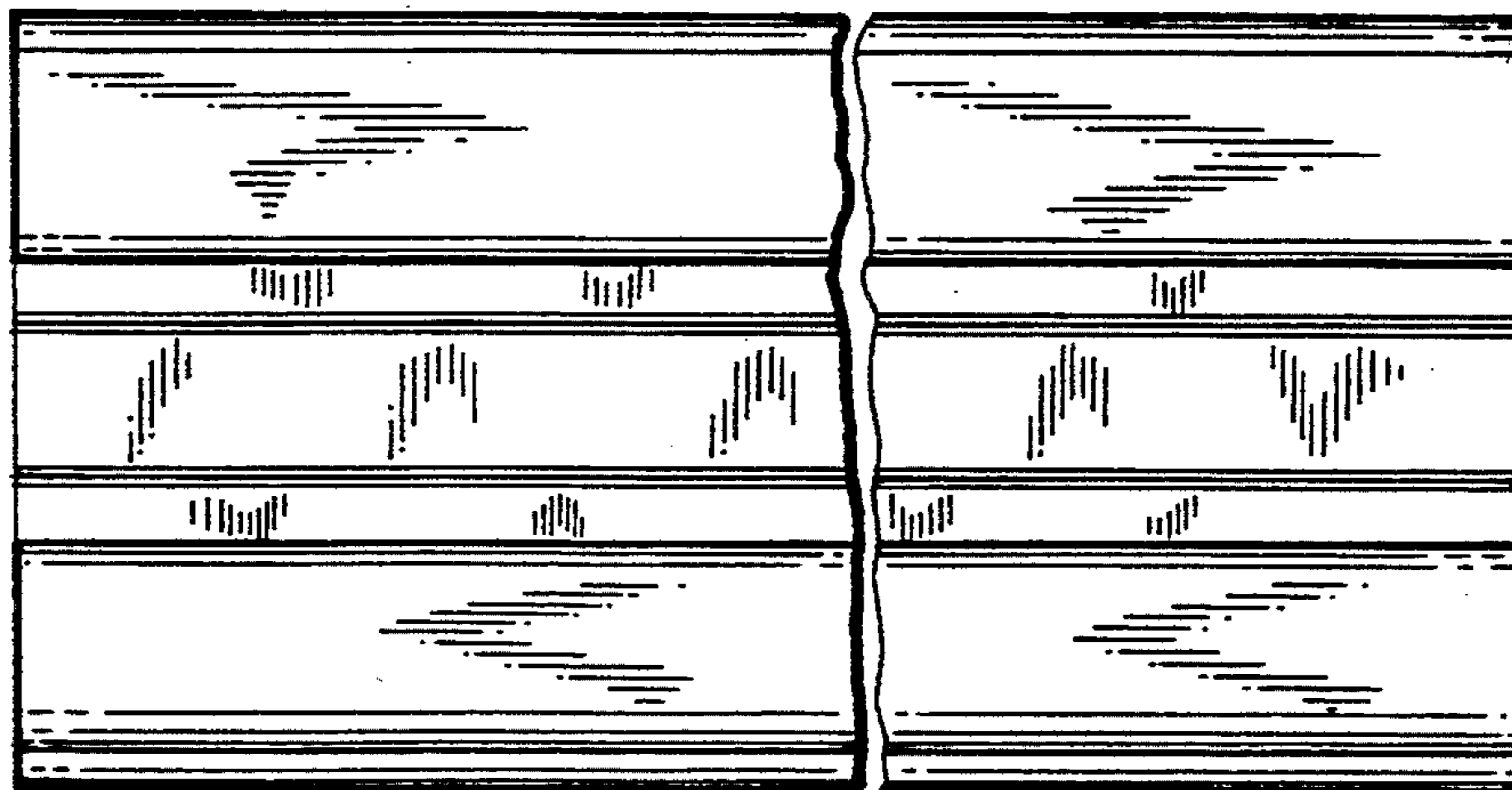


FIG. 3

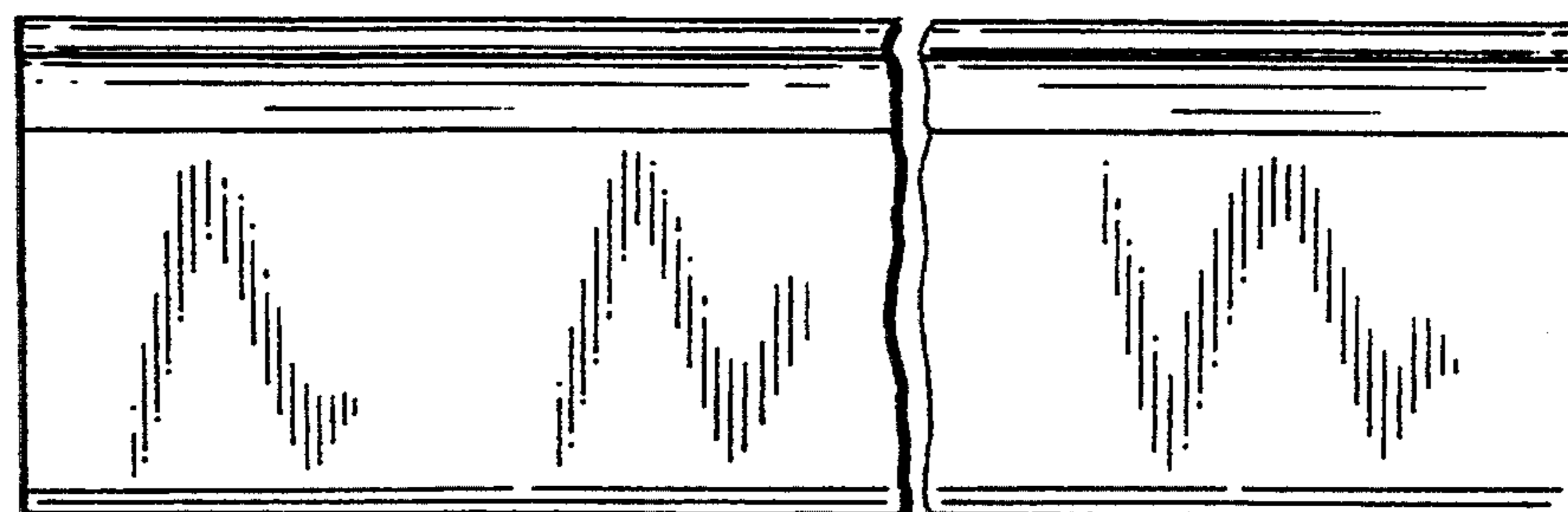


FIG. 4