



US00D358968S

United States Patent [19]

[11] Patent Number: **Des. 358,968**

Hirai

[45] Date of Patent: **** Jun. 6, 1995**

[54] **KITCHEN KNIFE**

[76] Inventor: **Akiko Hirai**, 5-9, 2-chome, Niibori, Niiza-shi, Saitama-ken, Japan

[**] Term: **14 Years**

[21] Appl. No.: **3,244**

[22] Filed: **Jan. 4, 1993**

[30] **Foreign Application Priority Data**

Jul. 2, 1992 [JP] Japan 4-19584

Oct. 15, 1992 [JP] Japan 4-30046

[52] U.S. Cl. **D7/649; D7/652**

[58] Field of Search D7/642, 645, 649, 650, D7/652, 401.2; D22/118; 30/147-150, 340, 342, 344, 345, 346

[56] **References Cited**

U.S. PATENT DOCUMENTS

D. 306,812 3/1990 Kawasaki D7/649

D. 306,956 4/1990 Kawasaki D7/649

2,448,383 8/1948 Mathaus D7/649 X

OTHER PUBLICATIONS

House & Garden; Nov. 1973; p. 153; Cleaver.
Japanese Knives Book; ©1979; Cover; Intro by Yoshio

Akioka; Photos by Masao Usui; Pub. by Kodansha Internat. Tx 657,K54 U84.

Primary Examiner—Alan P. Douglas
Assistant Examiner—Caron D. Veynar
Attorney, Agent, or Firm—William A. Drucker

[57] **CLAIM**

The ornamental design for kitchen knife, as shown.

DESCRIPTION

FIG. 1 is a front elevational view of a kitchen knife showing my new design;

FIG. 2 is a rear elevational view thereof;

FIG. 3 is a cross section view taken along lines 3—3 on FIG. 4;

FIG. 4 is a top plan view thereof;

FIG. 5 is a bottom plan view thereof;

FIG. 6 is a left side elevational view thereof;

FIG. 7 is a right side elevational view thereof;

FIG. 8 is a front elevational view of a second embodiment of my new design of FIGS. 1-7;

FIG. 9 is a rear elevational view thereof;

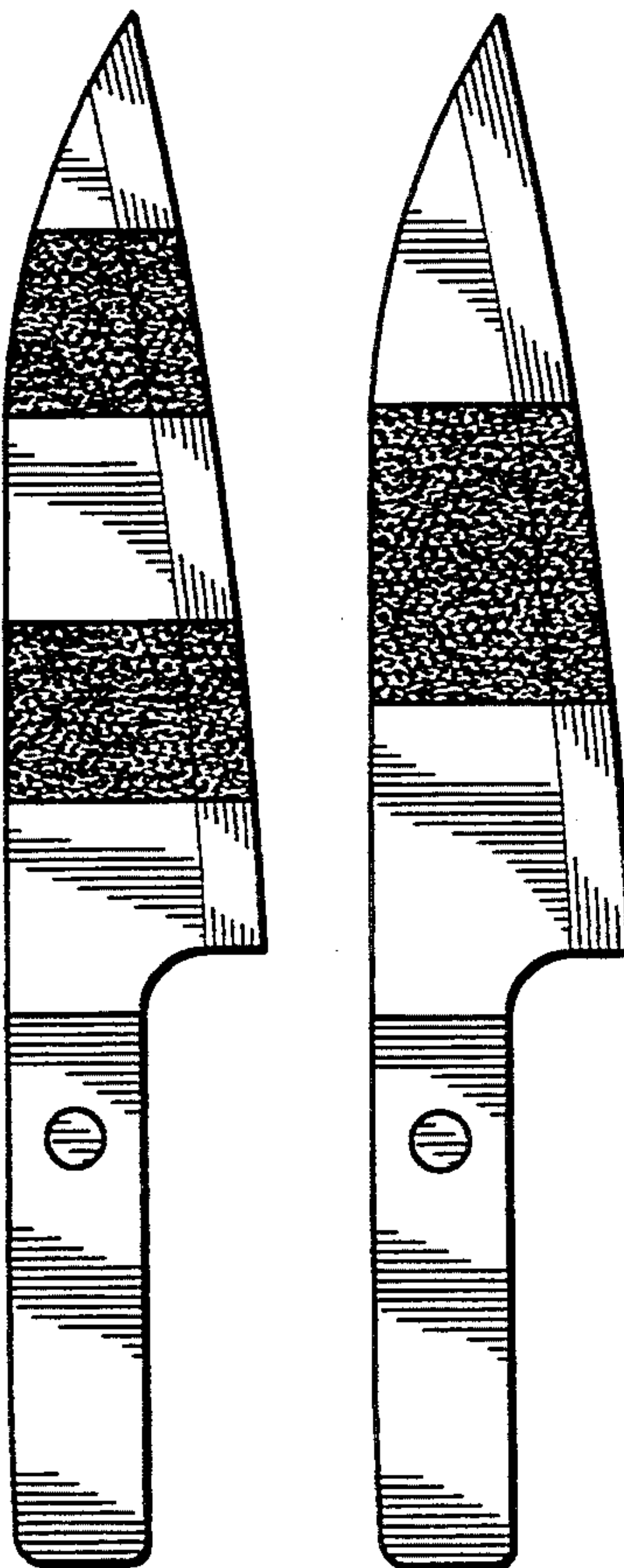
FIG. 10 is a cross section view taken along line 10—10 on FIG. 11;

FIG. 11 is a top plan view thereof;

FIG. 12 is a bottom plan view thereof;

FIG. 13 is a left side elevational view thereof; and,

FIG. 14 is a right side elevational view thereof.






FIG. 1




FIG. 2




FIG. 3



FIG. 4



FIG. 5



FIG. 6



FIG. 7

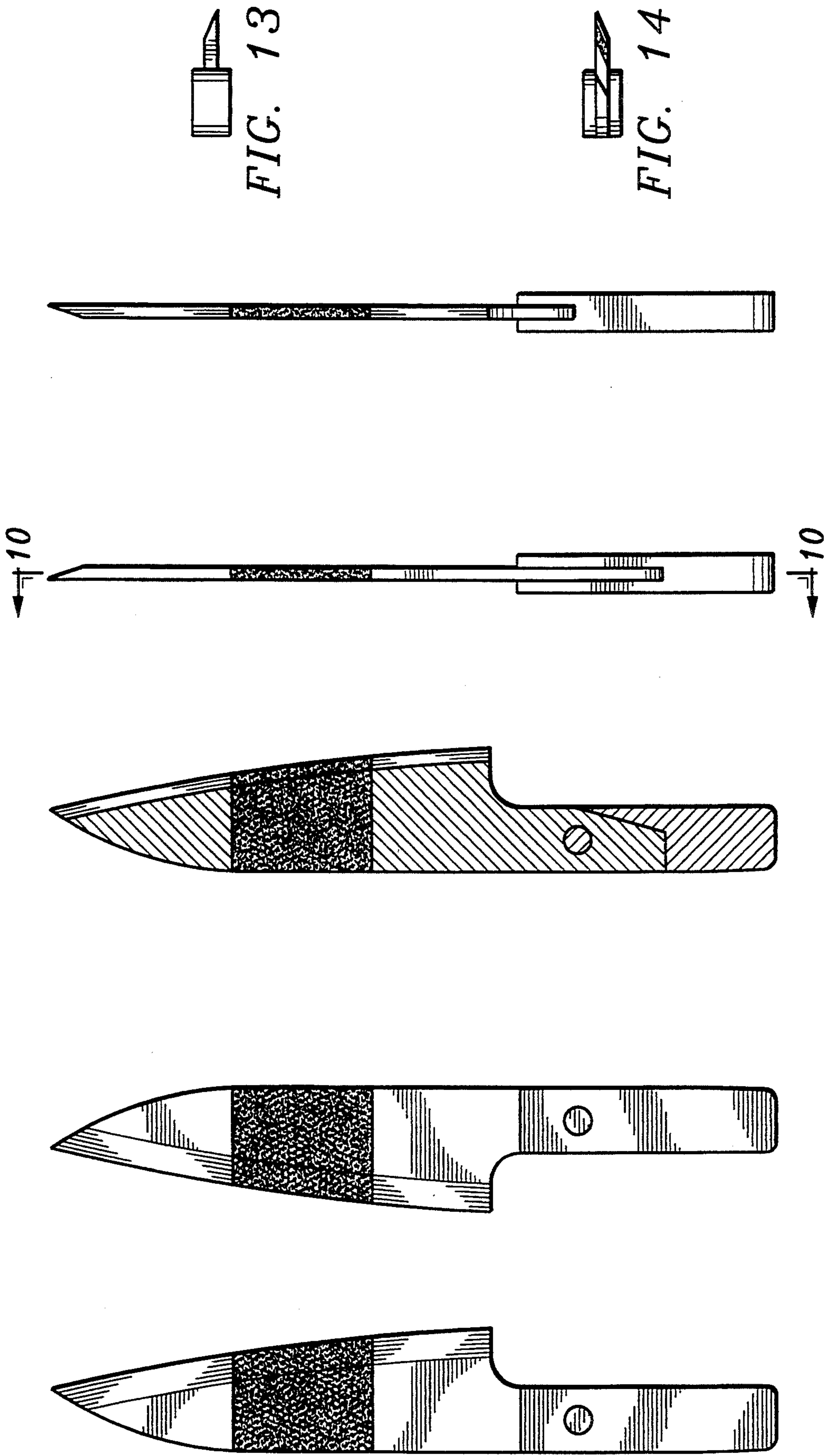


FIG. 8 FIG. 9 FIG. 10 FIG. 11 FIG. 12