



US00D358965S

United States Patent [19]

[11] Patent Number: Des. 358,965

Meier et al.

[45] Date of Patent: ** Jun. 6, 1995

[54] FOOD TRAY

[75] Inventors: Carl J. Meier, Lithonia, Ga.; Richard L. Ramirez, Whittier, Calif.

[73] Assignee: Dolco Packaging Corp., Sherman Oaks, Calif.

[**] Term: 14 Years

[21] Appl. No.: 4,502

[22] Filed: Feb. 5, 1993

D. 307,716	5/1990	Fitzloff et al.	D9/424
3,233,812	2/1966	Kennedy	D7/550 X
3,468,468	9/1969	Foote	206/557 X
4,183,435	1/1980	Thompson et al.	206/557
5,009,053	4/1991	Langenbeck et al.	220/671 X
5,018,623	5/1991	Hrenyo	206/557

Primary Examiner—Alan P. Douglas
Assistant Examiner—M. N. Pandozzi
Attorney, Agent, or Firm—Robbins, Berliner & Carson

[57] CLAIM

The ornamental design for a food tray, as shown and described.

Related U.S. Application Data

[63] Continuation-in-part of Ser. No. 3,425, Jan. 6, 1993, abandoned.

[52] U.S. Cl. D7/550; D7/353

[58] Field of Search D7/553, 554, 550, 552, D7/354, 355, 357, 363, 367, 545, 557; 220/671, 669, 675, 574; 206/564, 557; D9/424, 425

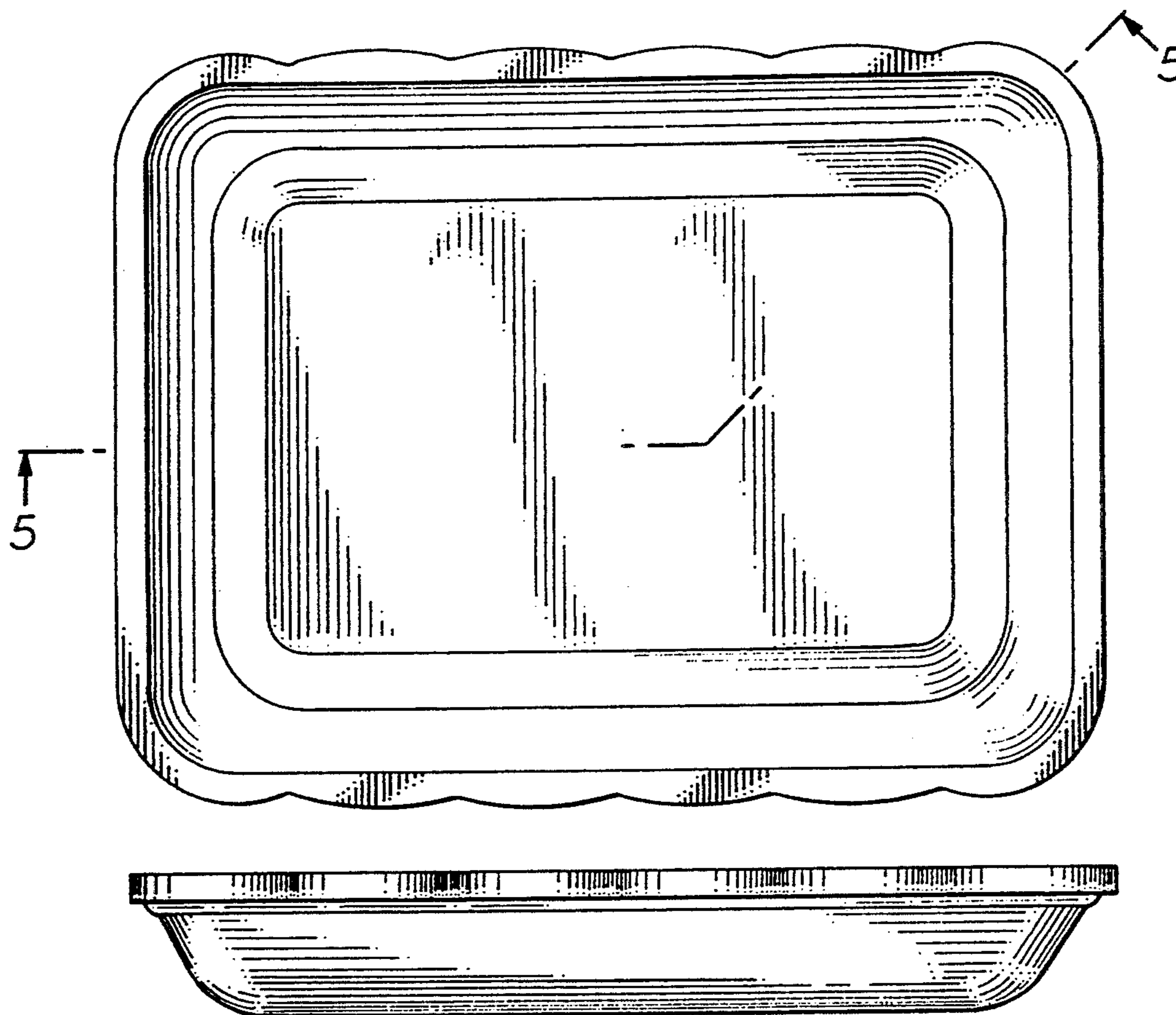
[56] References Cited

U.S. PATENT DOCUMENTS

D. 113,571	2/1939	Reinecke et al.	D7/545 X
D. 120,991	6/1940	Koch	D7/545 X
D. 165,819	2/1952	Bliss	D7/545
D. 178,985	10/1956	Block	D7/545
D. 240,355	6/1976	Chadbourne	D9/425
D. 286,497	11/1986	Daznen et al.	D7/545 X

DESCRIPTION

FIG. 1 is a top plan view of a food tray of a first embodiment of this invention;
FIG. 2 is a side elevation view thereof, the opposite side being identical;
FIG. 3 is a front elevation view thereof, the rear elevation view being identical;
FIG. 4 is a bottom plan view thereof;
FIG. 5 is a typical sectional view thereof;
FIG. 6 is a top plan view of a food tray of a second embodiment of the invention; and,
FIG. 7 is a side elevational view thereof, the other side being identical, the remaining views being the same as in FIGS. 3 and 5.



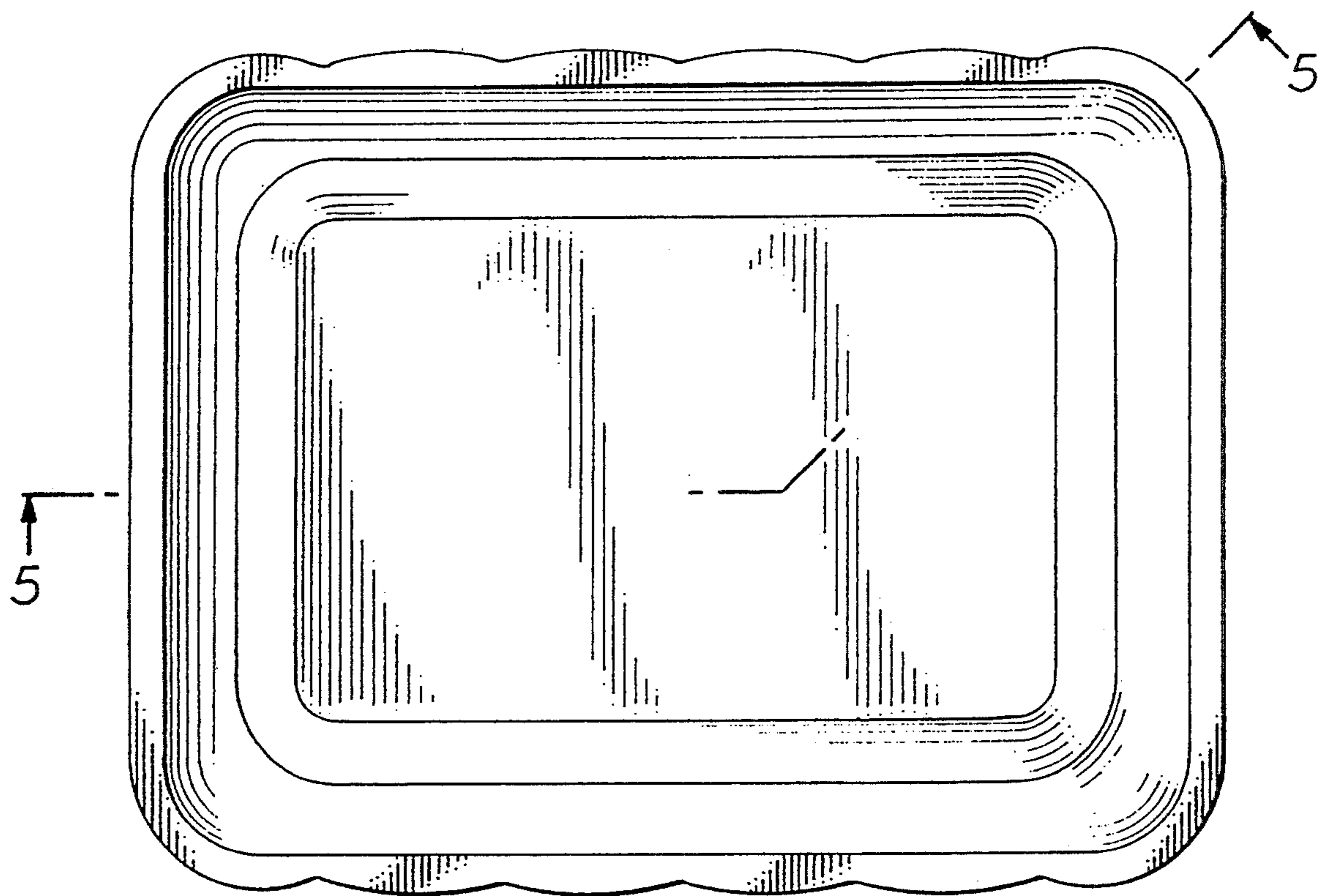


FIG. 1




FIG. 2




FIG. 3

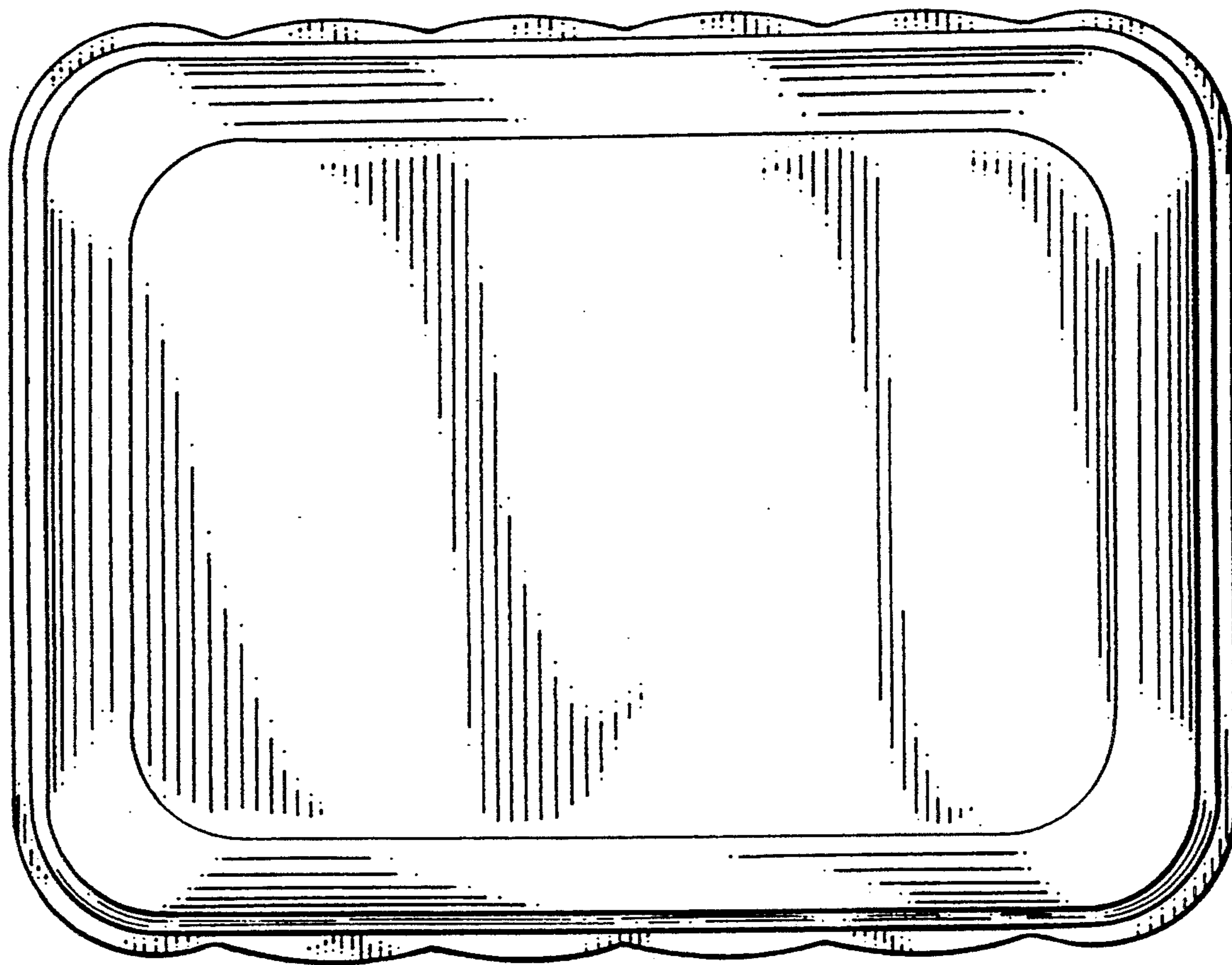


FIG. 4




FIG. 5

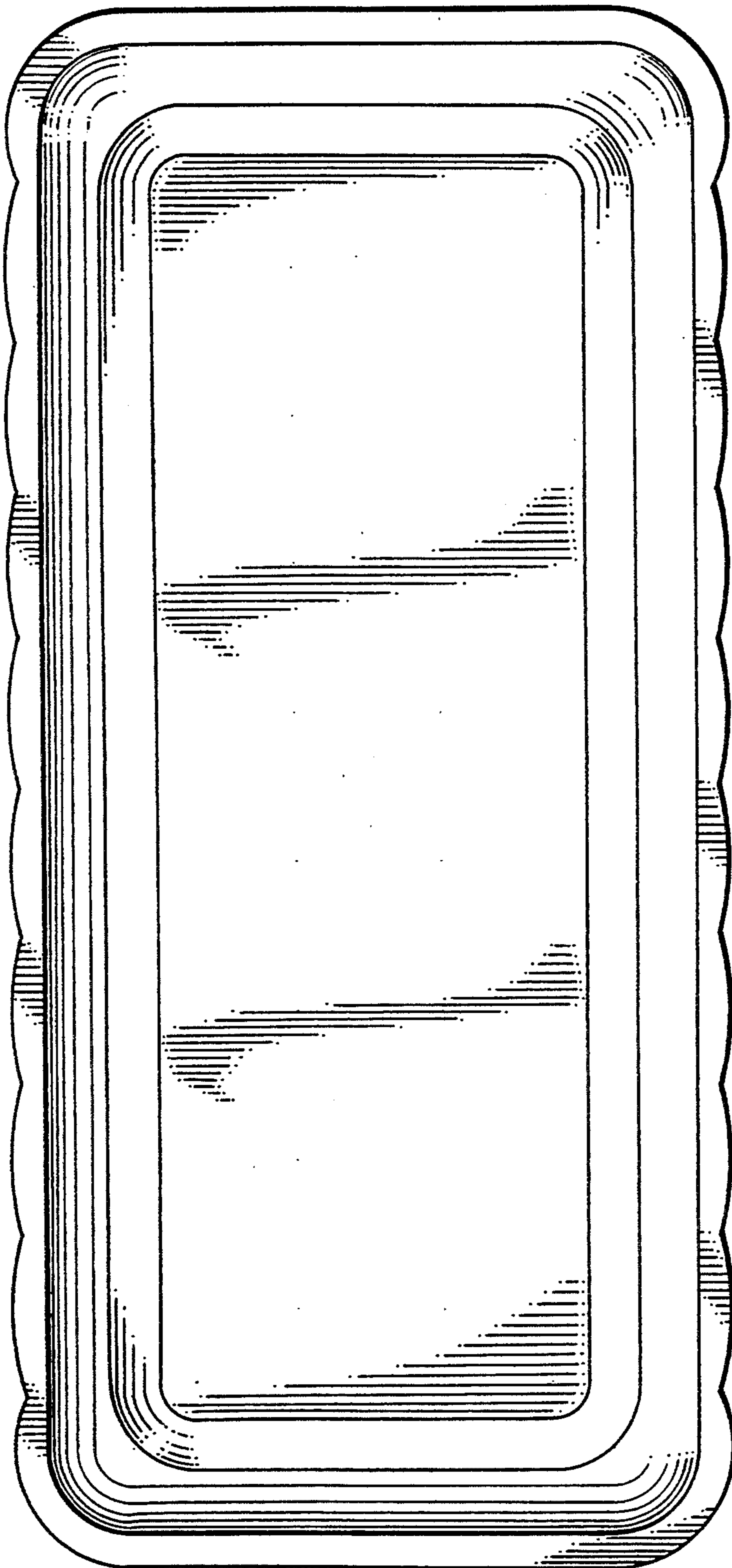


FIG. 6



FIG. 7