



US00D358964S

# United States Patent [19]

[11] Patent Number: **Des. 358,964**

Foster et al.

[45] Date of Patent: **\*\* Jun. 6, 1995**

[54] **PLASTIC SQUEEZE BOTTLE**

[75] Inventors: **Randolf R. Foster**, Columbus;  
**Gladden L. Hurt**, Cataula, both of  
Ga.

[73] Assignee: **F & W Marketing, Inc.**, Columbus,  
Ga.

[\*\*] Term: **14 Years**

[21] Appl. No.: **17,960**

[22] Filed: **Jan. 27, 1993**

[52] U.S. Cl. .... **D7/510; D7/511;**  
**D9/503; D12/411**

[58] Field of Search ..... **D7/507, 509, 510, 511,**  
**D7/512, 518, 521, 533, 536, 300, 598, 312, 316,**  
**317, 608, 518, 300.1; 215/100 R, 14, 12.1;**  
**220/771, 738, 234, 737, 574; D9/503, 500, 446,**  
**447, 449; 229/32 R, 30 R; D12/411, 114**

[56] **References Cited**

**U.S. PATENT DOCUMENTS**

- D. 84,313 3/1931 Zimmerman .
- D. 93,668 8/1934 Meyer .
- D. 211,510 6/1968 Kieffer .
- D. 236,311 8/1975 Yamato et al. .... D7/514
- D. 246,896 1/1978 Plummer .
- D. 328,219 7/1992 Cheng ..... D7/510
- D. 328,688 8/1992 Palmer et al. .... D7/511

- D. 332,215 1/1993 Halnorson ..... D9/503
- D. 339,503 9/1993 Callaway ..... D7/510
- 3,542,229 11/1970 Beyerlein .
- 4,366,922 1/1983 Leune et al. .... 224/32 R
- 4,370,368 1/1983 Hirata et al. .
- 4,883,205 11/1989 Saeens et al. .... 224/32 R

**OTHER PUBLICATIONS**

Water Bottle in Bicycling, Dec. 1985, p. 10.  
Water Bottle "B", Bike Nashbar Catalog, #58, Christmas '88.


*Primary Examiner*—Nelson C. Holtje  
*Assistant Examiner*—M. N. Pandozzi  
*Attorney, Agent, or Firm*—Browdy and Neimark

[57] **CLAIM**

The ornamental design for a plastic squeeze bottle, as shown and described.

**DESCRIPTION**

FIG. 1 is a perspective view with the lid and spout closed of the plastic squeeze bottle;  
FIG. 2 is right side view thereof with the spout closed;  
FIG. 3 is a left side view thereof with the spout open;  
FIG. 4 is a front view thereof with the spout closed;  
FIG. 5 is rear view thereof with the spout open;  
FIG. 6 is a top view thereof;  
FIG. 7 is a bottom view thereof; and,  
FIG. 8 is perspective view thereof with the lid and spout open.



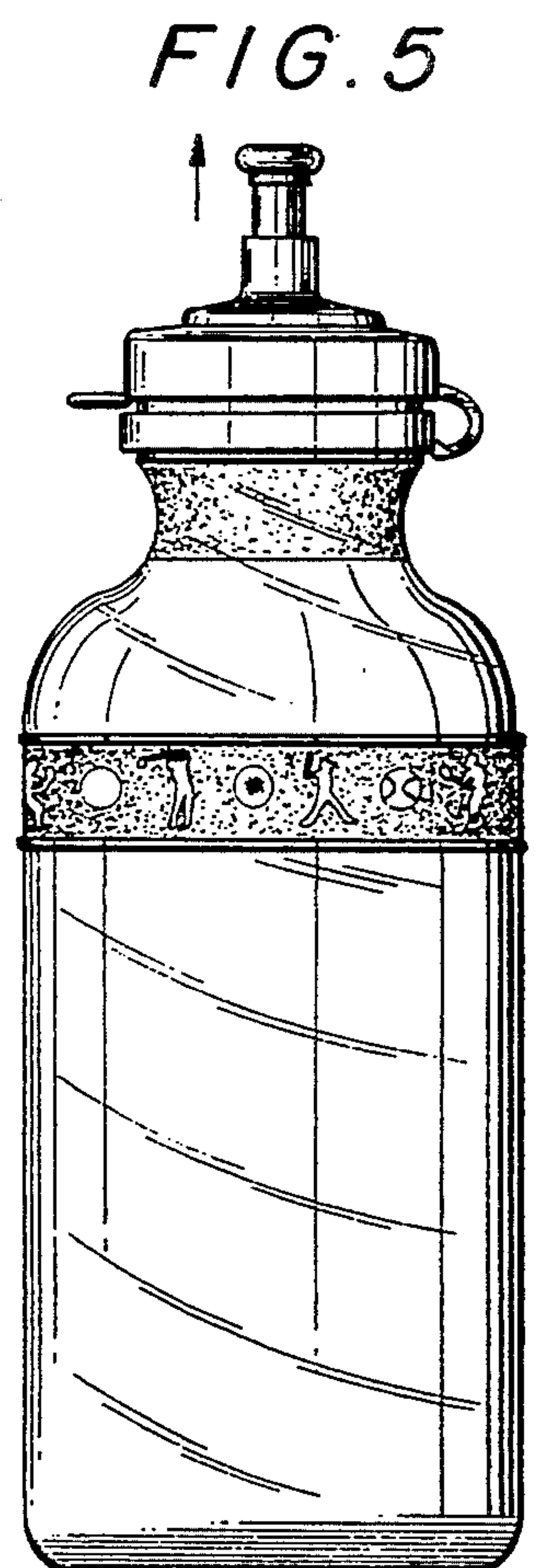
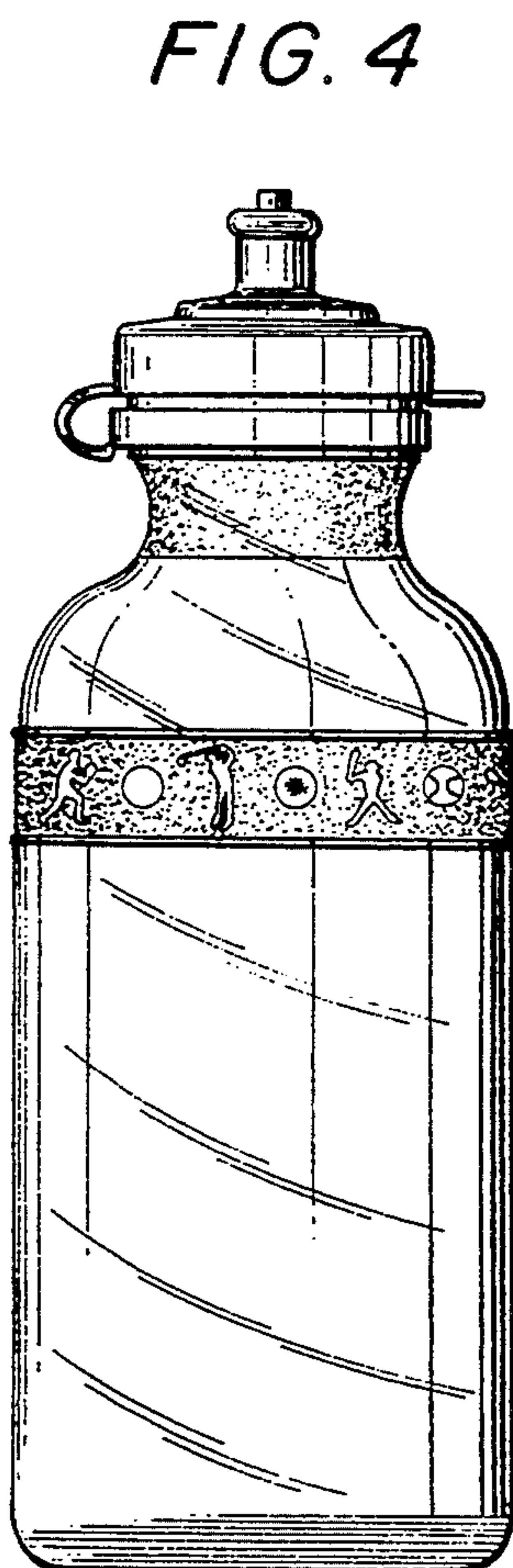
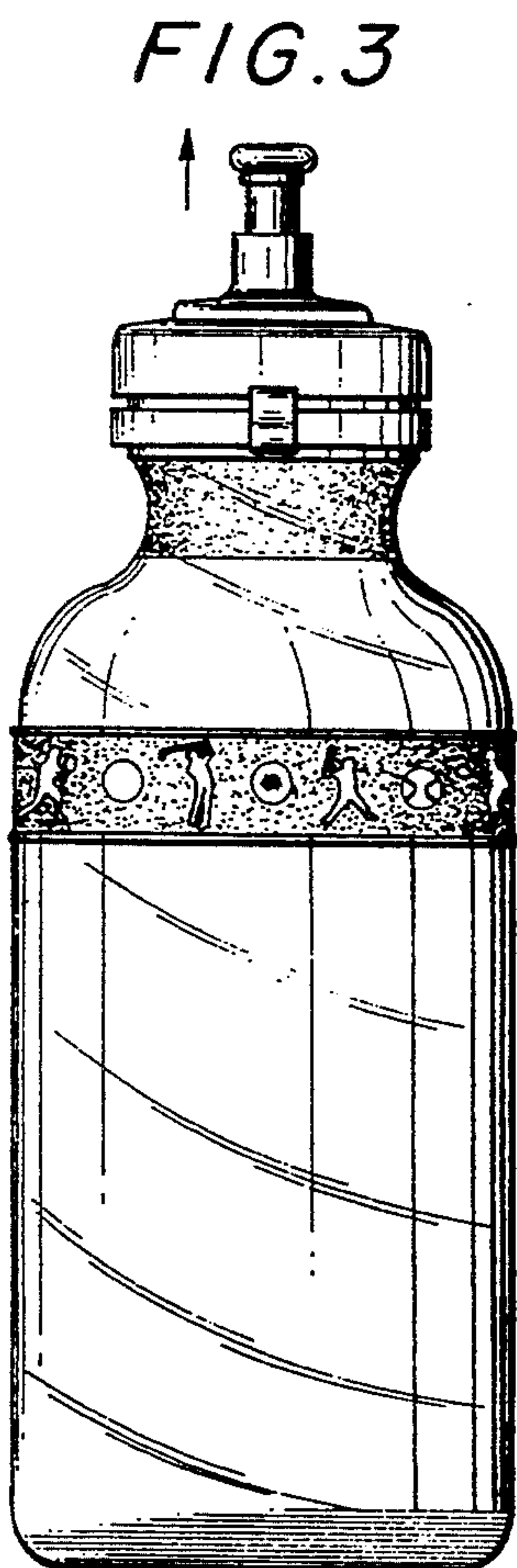
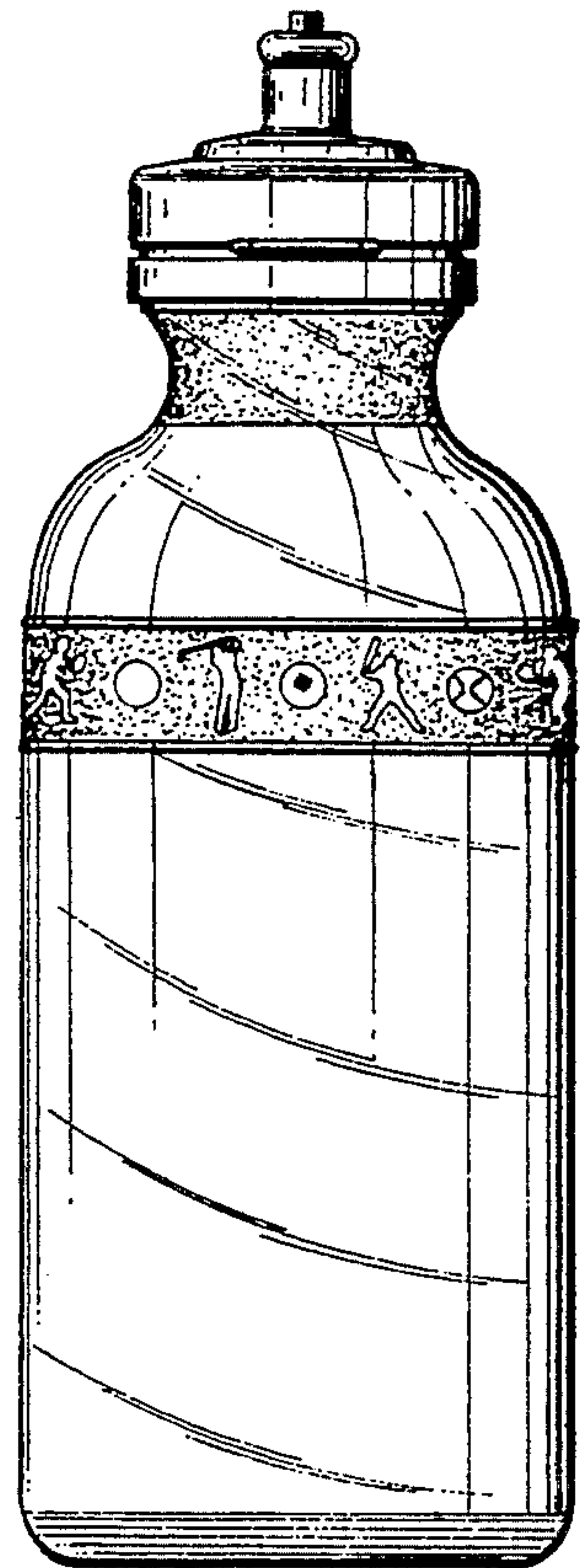
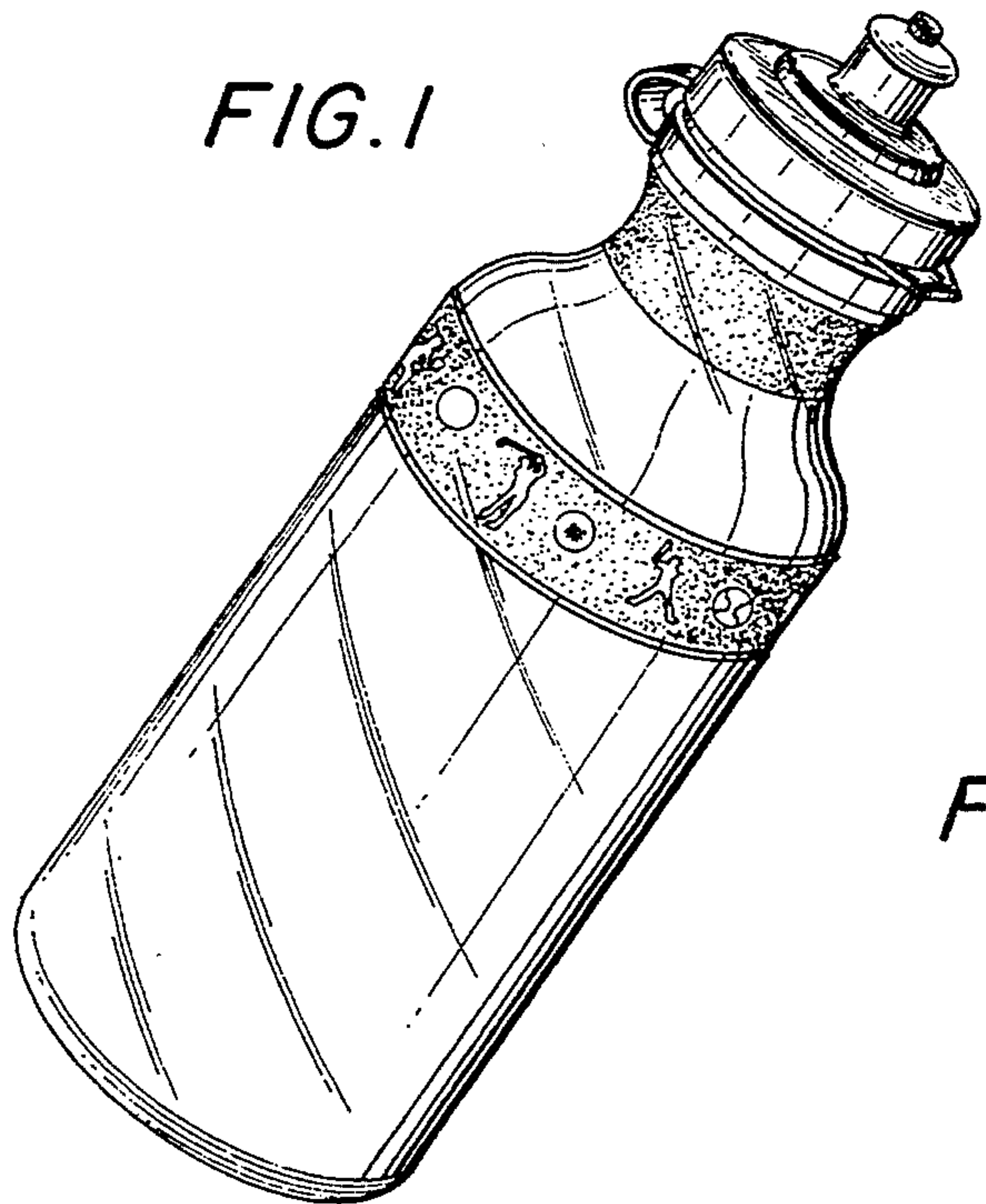




FIG. 6

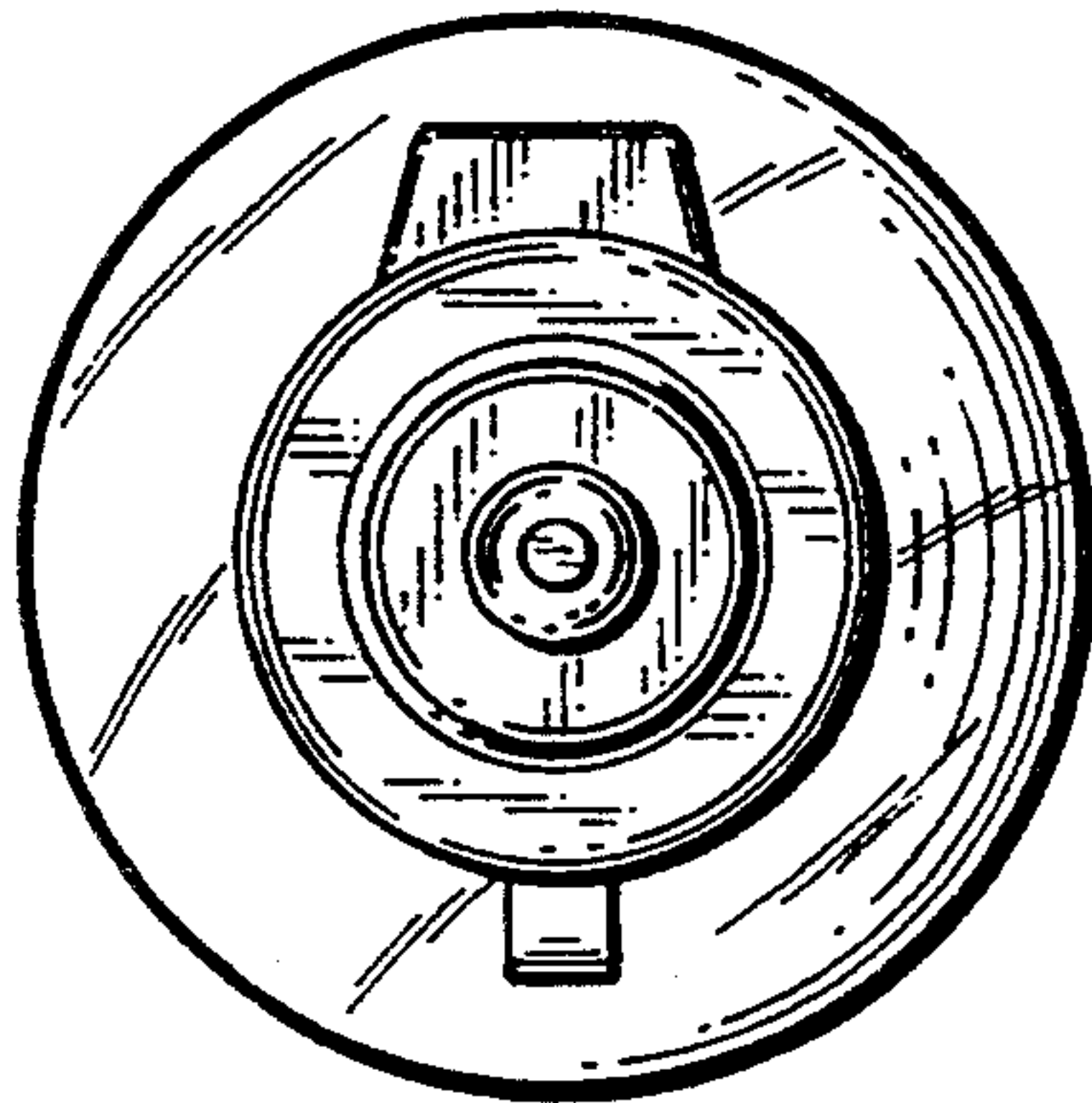


FIG. 7

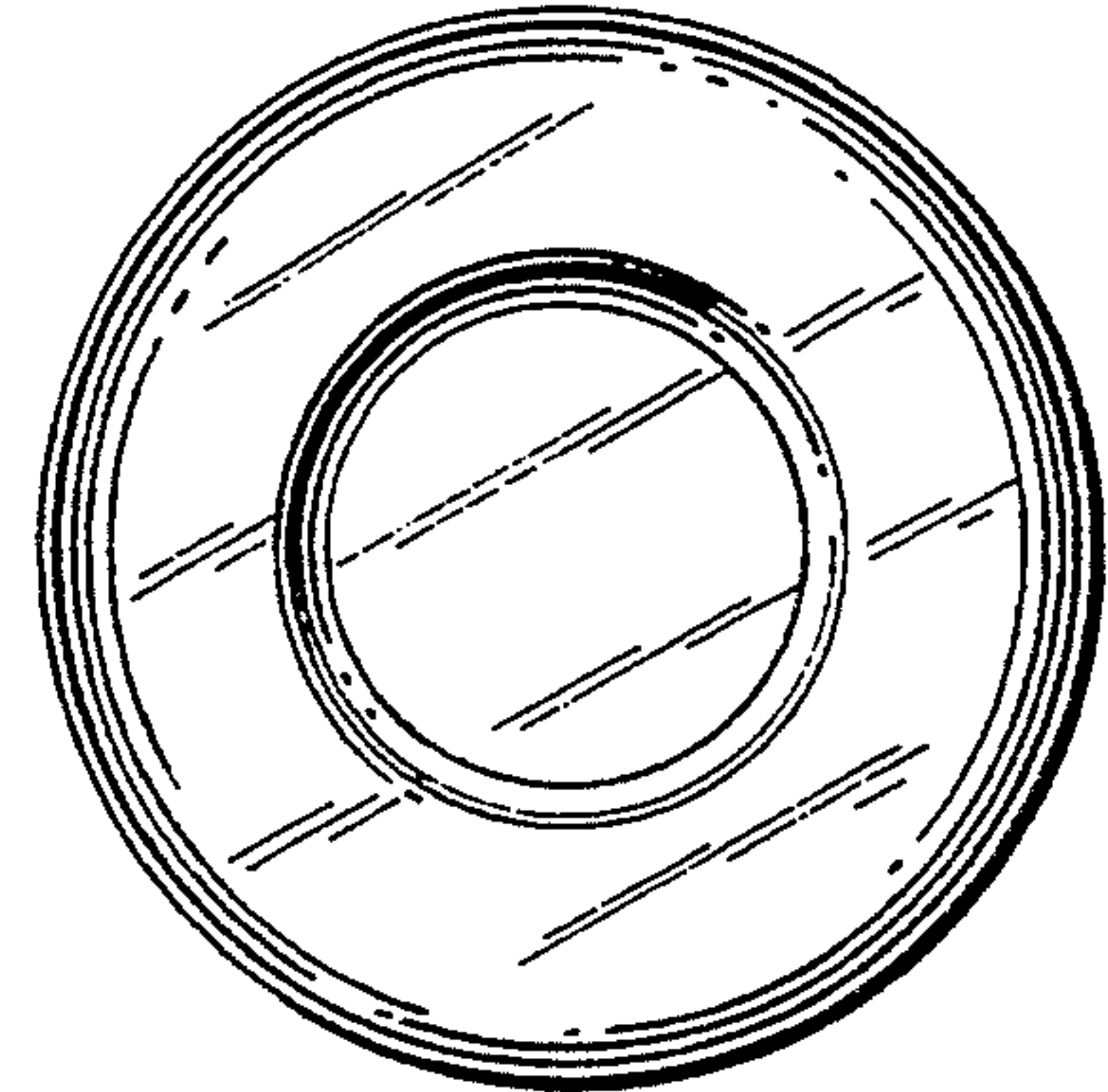


FIG. 8

