



US00D358949S

# United States Patent [19]

[11] Patent Number: **Des. 358,949**

Mintz

[45] Date of Patent: **\*\* Jun. 6, 1995**

[54] **CHAIR**

[75] Inventor: **Stanley Mintz, Don Mills, Canada**

[73] Assignee: **Reflections Furniture Industries Ltd., Woodbridge, Canada**

[\*\*] Term: **14 Years**

[21] Appl. No.: **20,693**

[22] Filed: **Mar. 31, 1994**

[30] **Foreign Application Priority Data**

Nov. 29, 1993 [CA] Canada ..... 29-11-93-4

[52] U.S. Cl. .... **D6/380**

[58] Field of Search ..... **D6/334, 370, 374, 375, D6/376, 379, 380, 500, 501, 502; 297/446**

[56] **References Cited**

**U.S. PATENT DOCUMENTS**

D. 287,672 1/1987 Holl ..... D6/370  
D. 337,895 8/1993 Berlic ..... D6/370

**OTHER PUBLICATIONS**

J. C. Penny Spring & Summer Catalog, p. 873, chair at bottom right.

Furniture Today, Apr. 10, 1989, p. 5, chair in bottom right of center page frame, as marked.


*Primary Examiner*—Alan P. Douglas  
*Assistant Examiner*—Gary D. Watson  
*Attorney, Agent, or Firm*—Bereskin & Parr

[57] **CLAIM**

The ornamental design for a chair, as shown and described.

**DESCRIPTION**

FIG. 1 is a perspective view from the front and to one side and above of a chair showing my new design; FIG. 2 is a front elevational view; FIG. 3 is a rear elevational view; FIG. 4 is an elevational view from the left in FIG. 2; the other side corresponds; and, FIG. 5 is a plan view.






FIG. 1.

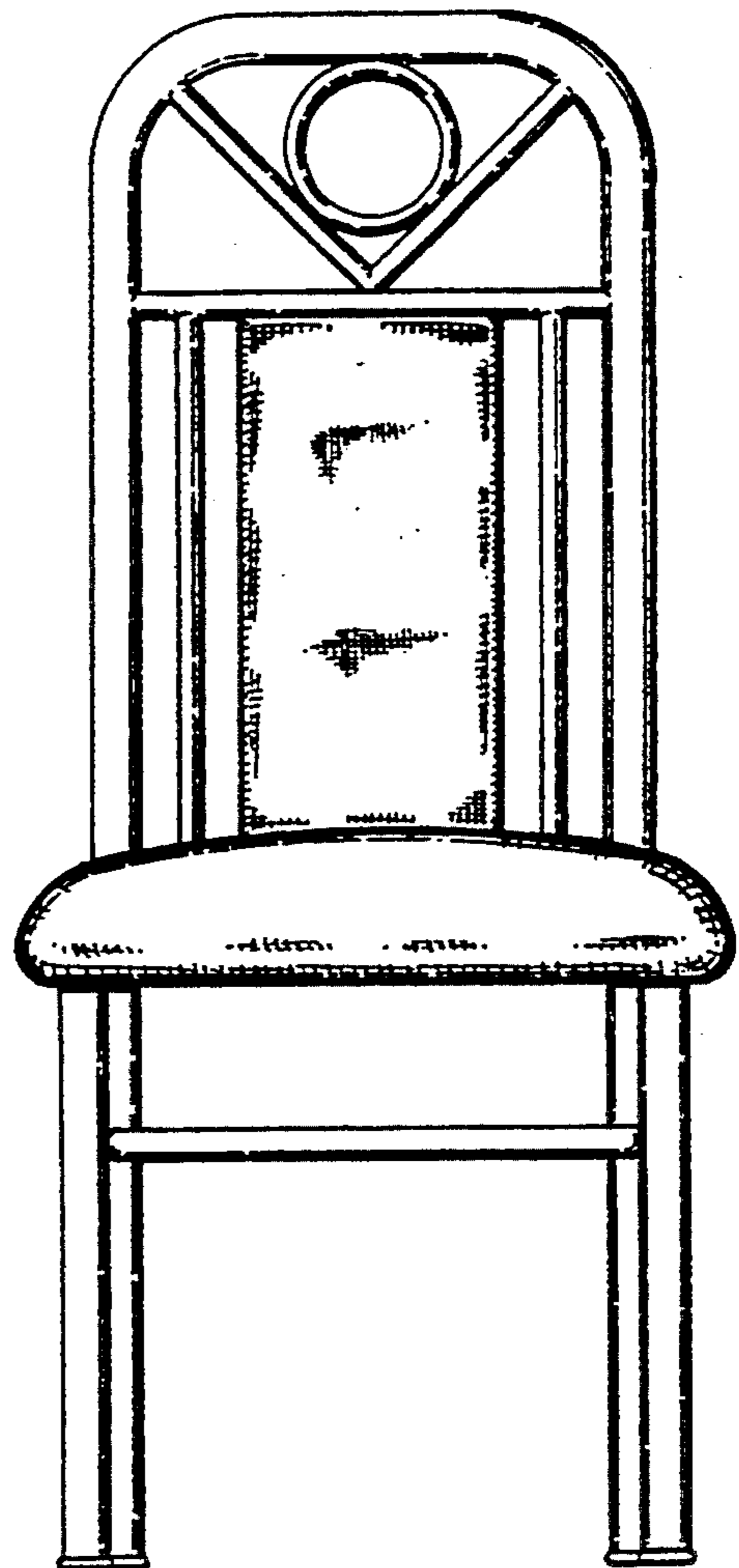


FIG. 2.

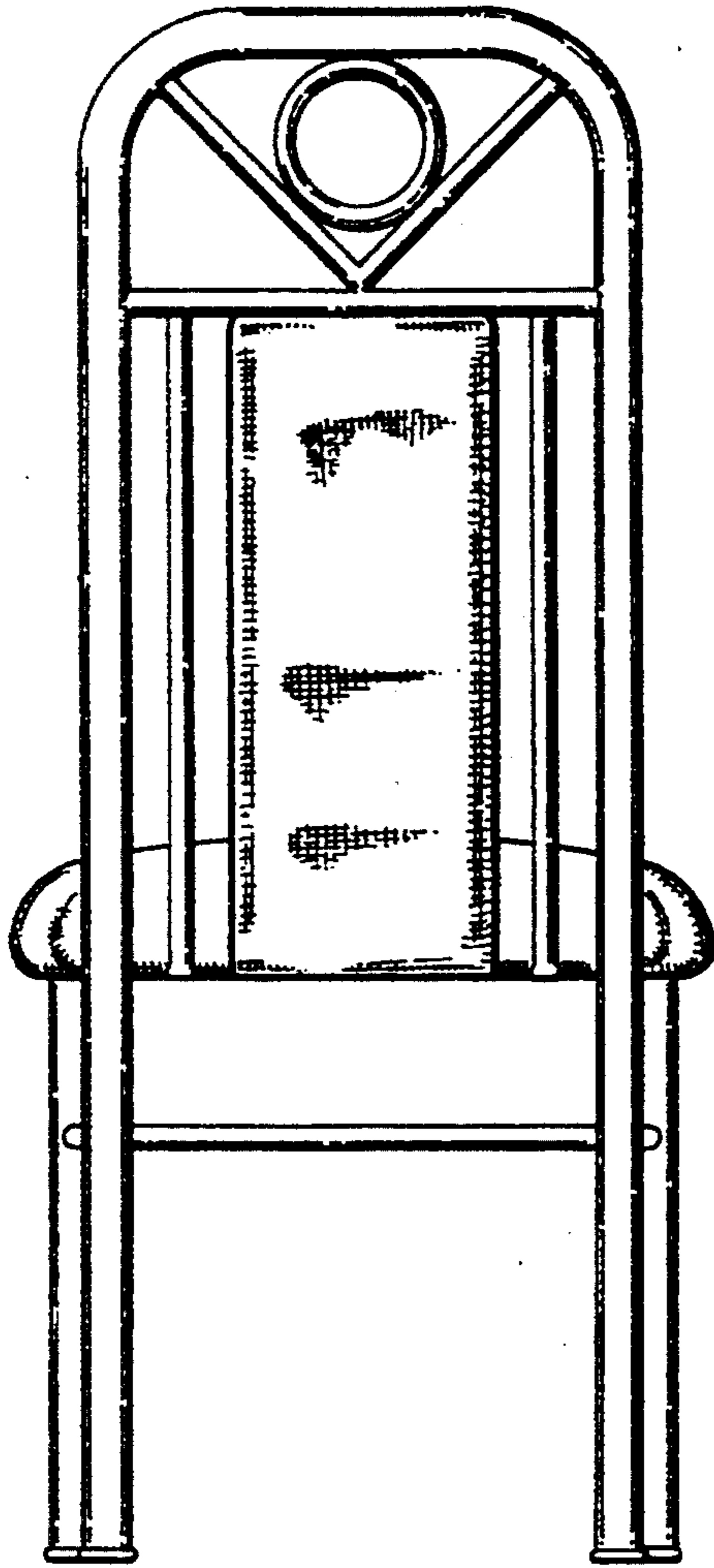


FIG. 3.

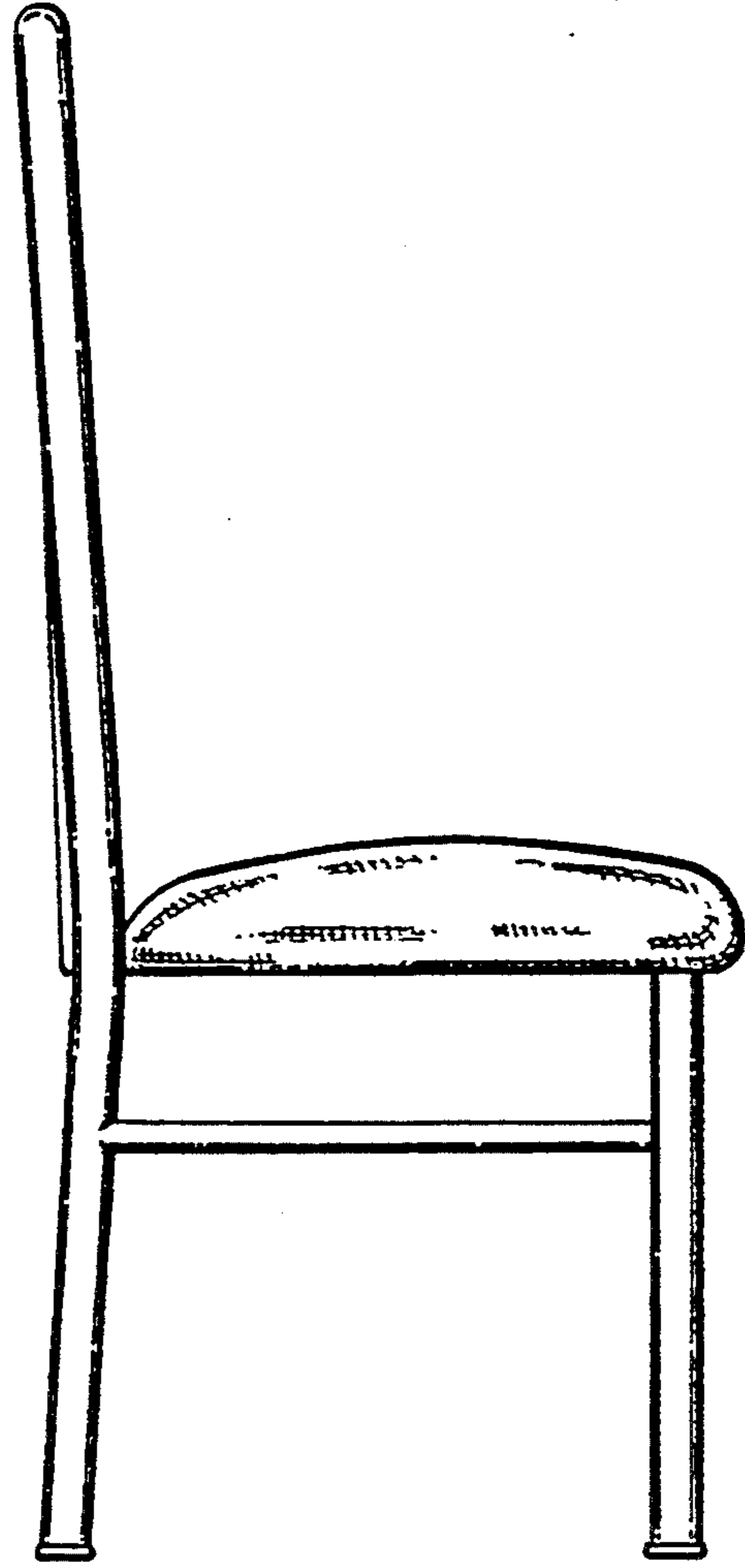


FIG. 4.

FIG. 5.

