



US00D358947S

United States Patent [19]

[11] Patent Number: **Des. 358,947**

Weiss

[45] Date of Patent: **** Jun. 6, 1995**

[54] **PATIO CHAIR**

[76] Inventor: **Jeffrey A. Weiss**, 222 Hemlock Dr., McMurray, Pa. 15317

[**] Term: **14 Years**

[21] Appl. No.: **20,289**

[22] Filed: **Mar. 23, 1994**

[52] U.S. Cl. **D6/376; D6/358**

[58] Field of Search **D6/334, 358, 369, 374, D6/376, 379, 380, 500, 501, 502; 297/411.43, 446**

[56] **References Cited**

U.S. PATENT DOCUMENTS

D. 216,114	11/1969	Cretin	D6/376
D. 316,338	4/1991	Frinier	D6/380
D. 316,491	4/1991	Frinier	D6/379
D. 341,492	11/1993	Caldwell	D6/358

Primary Examiner—Alan P. Douglas


Assistant Examiner—Gary D. Watson
Attorney, Agent, or Firm—Arnold B. Silverman

[57] **CLAIM**

The ornamental design for a patio chair, as shown and described.

DESCRIPTION

FIG. 1 is a perspective view of the patio chair of the present invention;
FIG. 2 is a front elevational view of the patio chair of FIG. 1;
FIG. 3 is a rear elevational view of the patio chair of FIG. 1;
FIG. 4 is a top plan view of the patio chair of FIG. 1;
FIG. 5 is a bottom plan view of the patio chair of FIG. 1;
FIG. 6 is a left side elevational view of the patio chair of FIG. 1; and,
FIG. 7 is a right side elevational view of the patio chair of FIG. 1.






FIG. 1




FIG. 2




FIG. 3




FIG. 4




FIG. 5

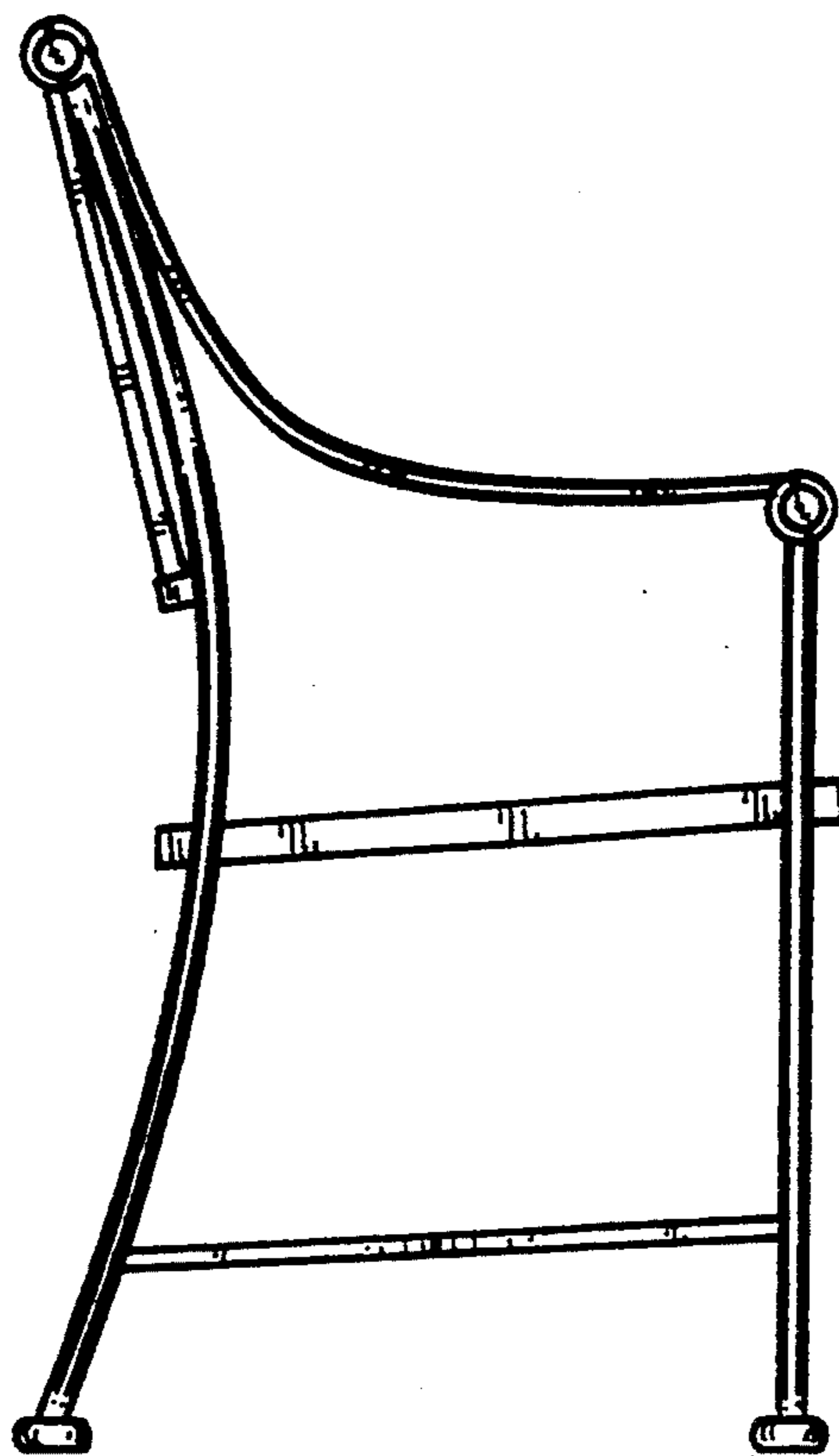


FIG. 6

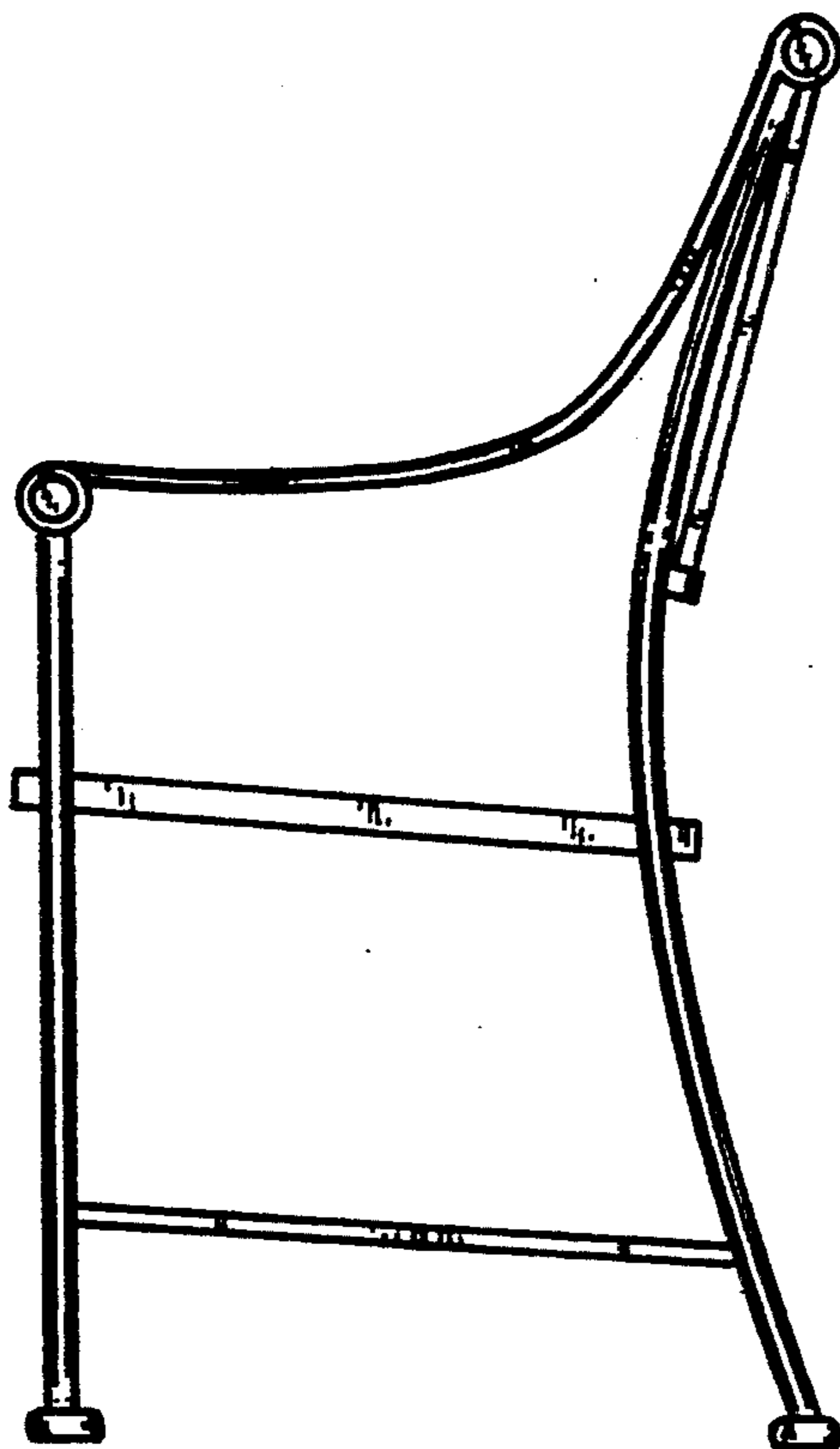


FIG. 7