



US00D358939S

United States Patent [19]

[11] Patent Number: Des. 358,939

Moskovich et al.

[45] Date of Patent: ** Jun. 6, 1995

[54] TOOTHBRUSH HANDLE

[75] Inventors: Robert Moskovich, East Brunswick, N.J.; James Petronio, New York, N.Y.

[73] Assignee: Colgate-Palmolive Company, New York, N.Y.

[**] Term: 14 Years

[21] Appl. No.: 10,630

[22] Filed: Jul. 13, 1993

[52] U.S. Cl. D4/104; D4/138

[58] Field of Search D4/104-112, D4/130-134, 138; 15/143.1, 159.1, 160, 167.1, 167.2, 186-188

D. 324,455 3/1992 Fasitta et al. D4/104

D. 336,369 6/1993 Harden D4/104

D. 337,660 7/1993 Ricciarelli et al. D4/138

1,214,556 2/1917 Le Vene et al. 15/167.1 X

2,267,670 12/1941 Rosenwasser 15/143.1

4,115,893 9/1978 Nakata et al. 15/110

4,283,808 8/1981 Beebe 15/145

4,558,483 12/1985 Noser 15/167 R

4,592,109 6/1986 Borea et al. 15/172

4,598,437 7/1986 Ernest et al. 15/176

4,780,924 11/1988 Hansen et al. 15/176.1

5,025,525 6/1991 Munoz et al. 15/167.1

5,138,737 8/1992 Thomas 15/143.1

FOREIGN PATENT DOCUMENTS

859202 12/1940 France .

2337972 2/1975 Germany .

17666 7/1896 United Kingdom .

[56] **References Cited**
U.S. PATENT DOCUMENTS

D. 160,101 9/1950 MacDonald D4/104

D. 227,719 7/1973 Lindbo D4/104

D. 231,872 6/1974 Spaulding D4/104

D. 238,833 2/1976 Hjelle D4/104

D. 238,834 2/1976 Hjelle D4/104

D. 241,286 9/1976 Hadley D4/104

D. 266,375 10/1982 Cassett D4/108

D. 266,459 10/1982 Cassett D4/108

D. 277,141 1/1985 O'Halloran D4/111

D. 278,661 5/1985 Gelsen D4/104

D. 279,838 7/1985 Hjelle D4/104

D. 281,375 11/1985 Konjovic D4/104

D. 284,236 6/1986 Collet D4/104

D. 285,390 9/1986 Rayman et al. D4/104

D. 287,791 1/1987 Arnaud D4/107

D. 300,990 5/1989 Jagger D4/104

D. 301,937 7/1989 Thompson D4/104

D. 309,375 7/1990 Ahlstroem et al. D4/104

D. 318,571 7/1991 Sletbak D4/104

D. 321,092 10/1991 Woll et al. D4/106

D. 321,287 11/1991 Woll et al. D4/106

Primary Examiner—Susan J. Lucas
Assistant Examiner—Lavone D. Tabor
Attorney, Agent, or Firm—Robert C. Sullivan; Richard J. Ancel

[57] CLAIM

The ornamental design for a toothbrush handle, as shown and described.

DESCRIPTION

FIG. 1 is a perspective view of the toothbrush handle embodying our design;

FIG. 2 is a top plan view thereof;

FIG. 3 is a side elevational view thereof, the opposite side being a mirror image;

FIG. 4 is a bottom plan view thereof;

FIG. 5 is an elevational view from the handle end thereof; and,

FIG. 6 is an elevational view from the brush head end thereof.

The broken line showing of bristles is for illustrative purposes only and forms no part of the claimed design.

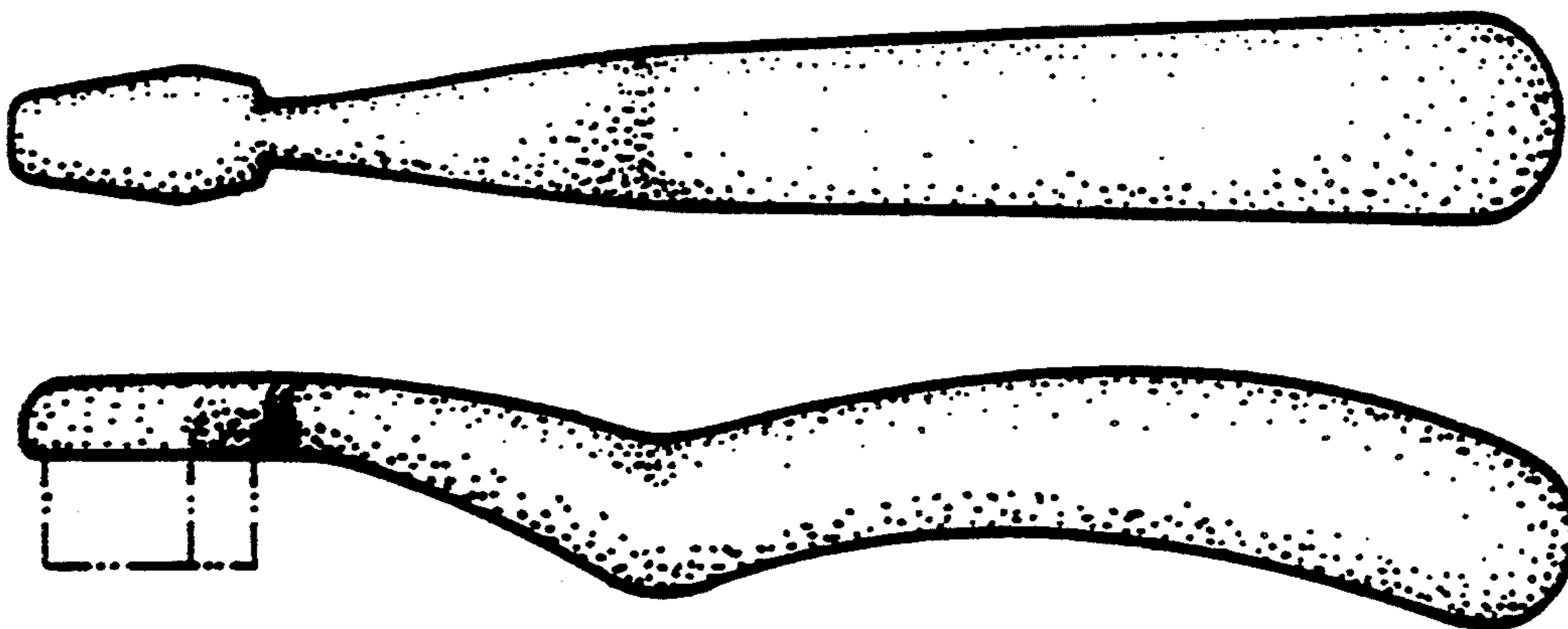


FIG. 1

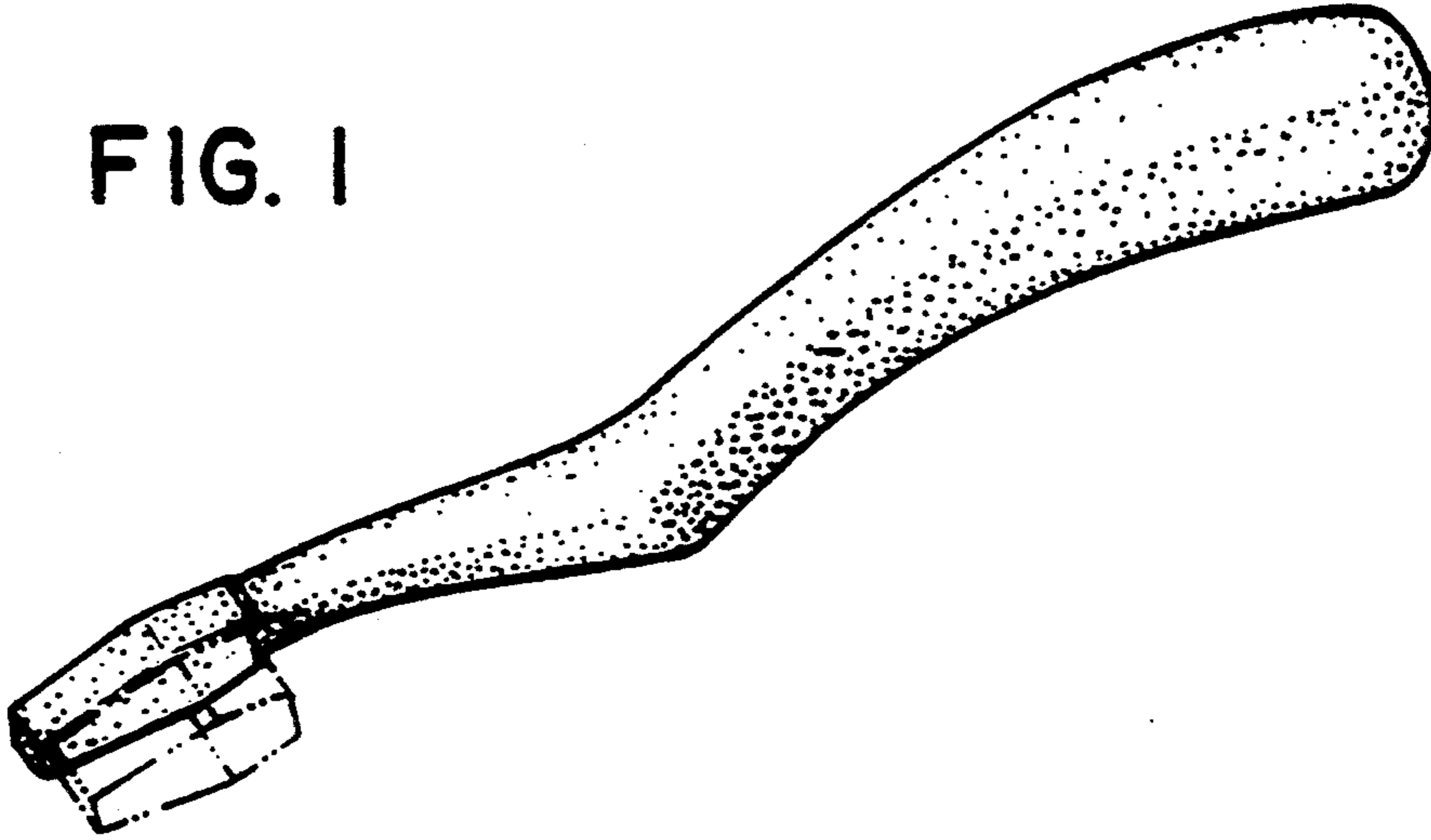


FIG. 2



FIG. 3

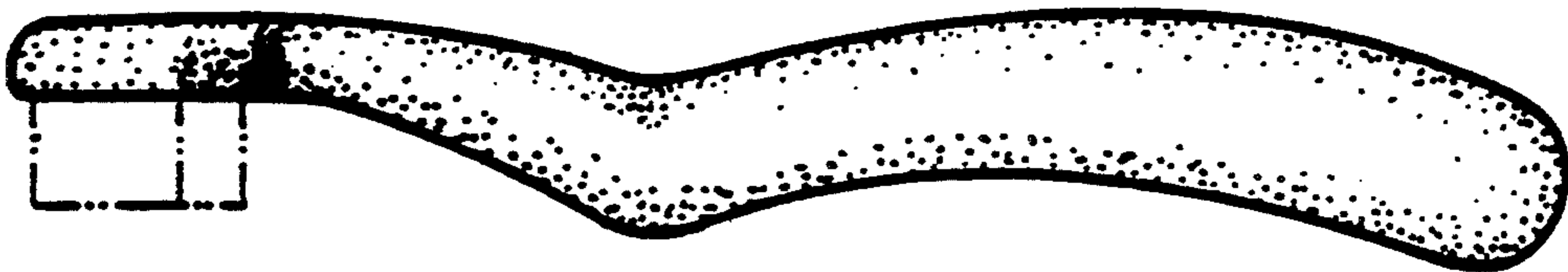


FIG. 4




FIG. 5




FIG. 6

