



US00D358934S

# United States Patent [19]

[11] Patent Number: **Des. 358,934**

Kelley

[45] Date of Patent: **\*\* Jun. 6, 1995**

[54] **COMBINED NOVELTY GOLF MARKER AND CARRYING CASE**

D. 342,380	12/1993	Hoffman	.....	D3/276
1,320,620	11/1919	Jenson	.....	D21/234 X
3,184,240	5/1965	Gleeson	.....	273/177 A
5,354,052	10/1994	Nicholls et al.	.....	273/34 R

[76] Inventor: **Richard J. Kelley**, 28 Duclos Dr., Feeding Hills, Mass. 01030

*Primary Examiner*—Terry A. Wallace  
*Assistant Examiner*—Dominic Simone

[\*\*] Term: **14 Years**

### [57] CLAIM

[21] Appl. No.: **8,663**

The ornamental design for a combined novelty golf marker and carrying case, as shown and described.

[22] Filed: **May 24, 1993**

[52] U.S. Cl. .... **D3/274; D3/276**

[58] Field of Search ..... **D3/274, 276, 273, 300; D11/166; D20/41; D21/221, 234; 273/34 R, 34 A, 35 R, 177 A, 178 B, 181 R; 206/306, 139, 315.1, 446, 457**

### DESCRIPTION

### [56] References Cited

#### U.S. PATENT DOCUMENTS

D. 249,782	10/1978	Marcus	.....	D11/166 X
D. 257,245	10/1980	Neal	.....	D21/234 X
D. 320,831	10/1991	Stephens	.....	D21/234

FIG. 1 is a front elevational view of the combined novelty golf marker and carrying case showing my new design;

FIG. 2 is a rear elevational view thereof;


FIG. 3 is a left side elevational view thereof;

FIG. 4 is a right side elevational view thereof;

FIG. 5 is a top plan view thereof;

FIG. 6 is a bottom plan view thereof; and,

FIG. 7 is an isometric exploded view thereof.



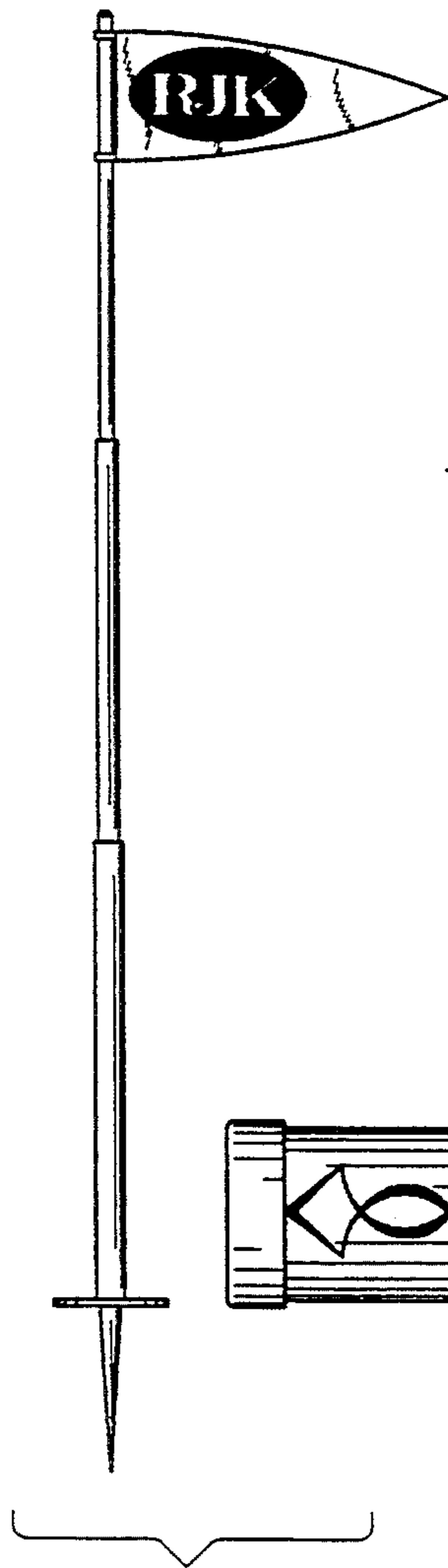


FIG. 1

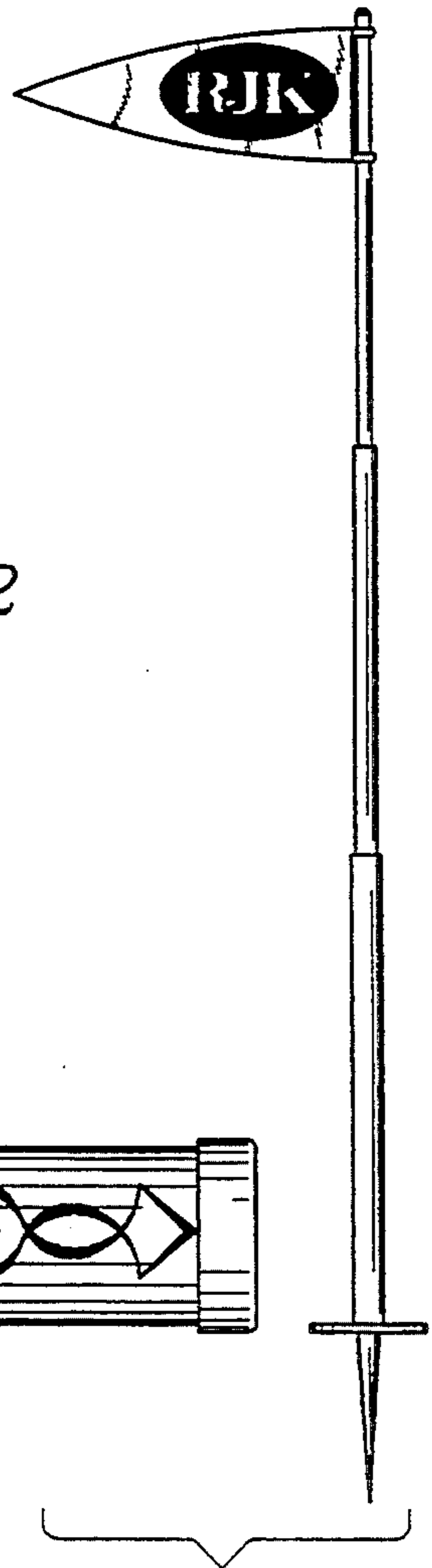



FIG. 2



FIG. 3

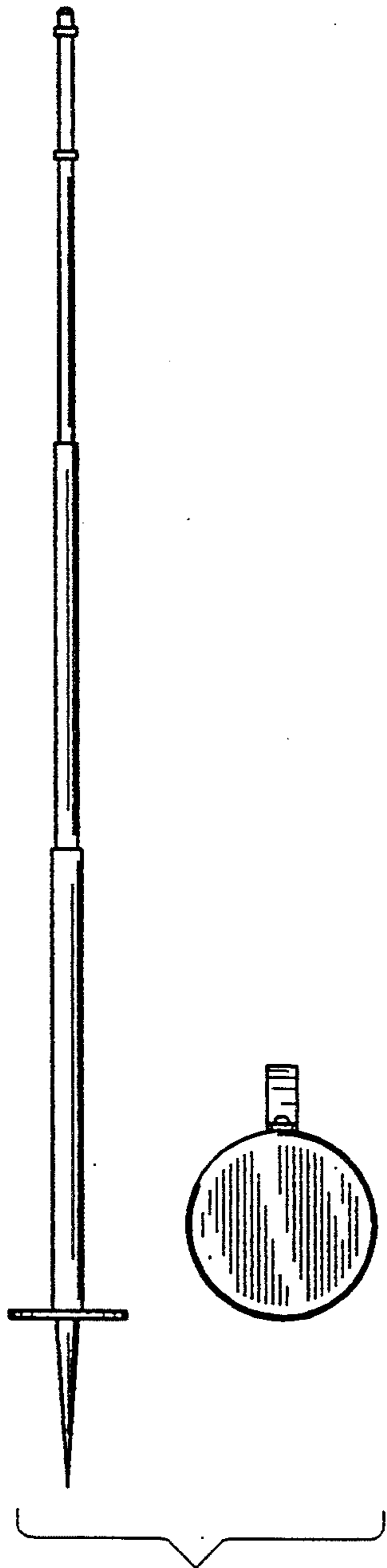


FIG. 4

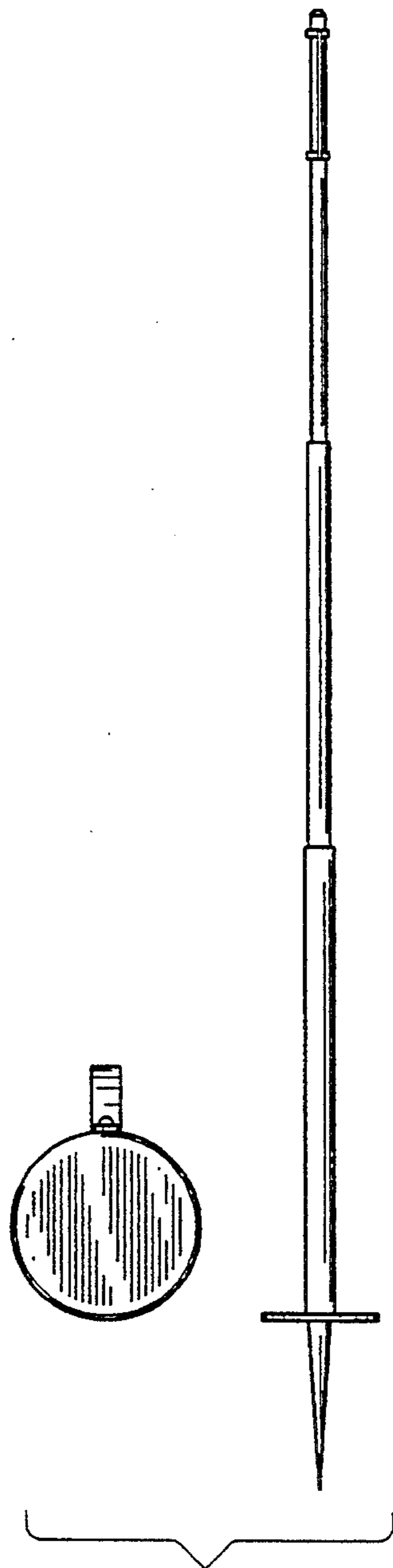


FIG. 5

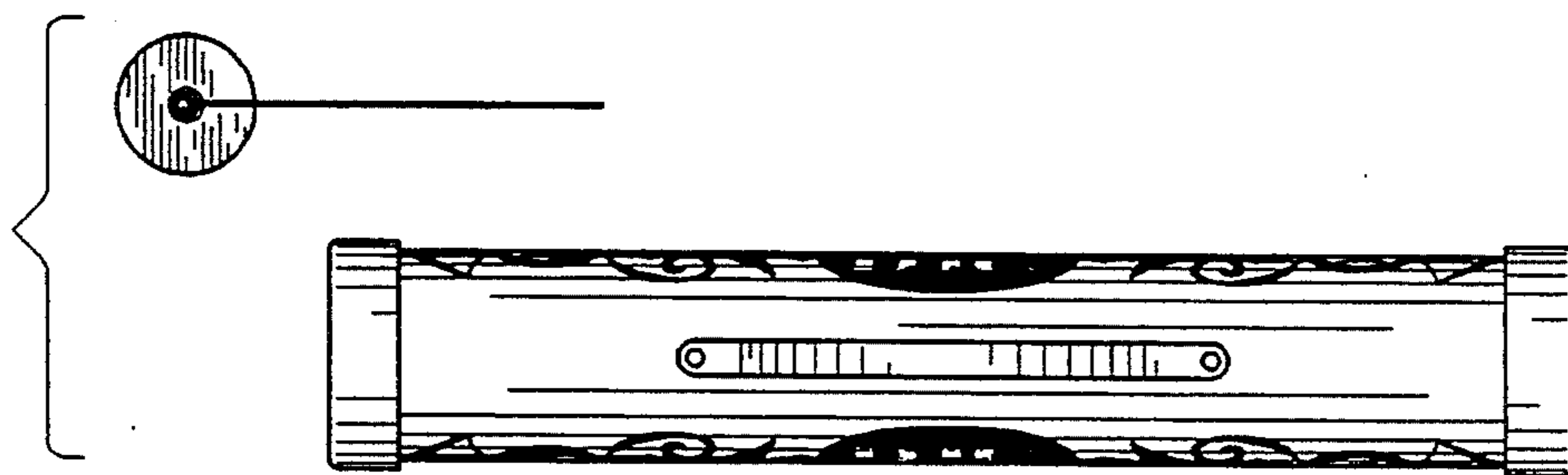


FIG. 6

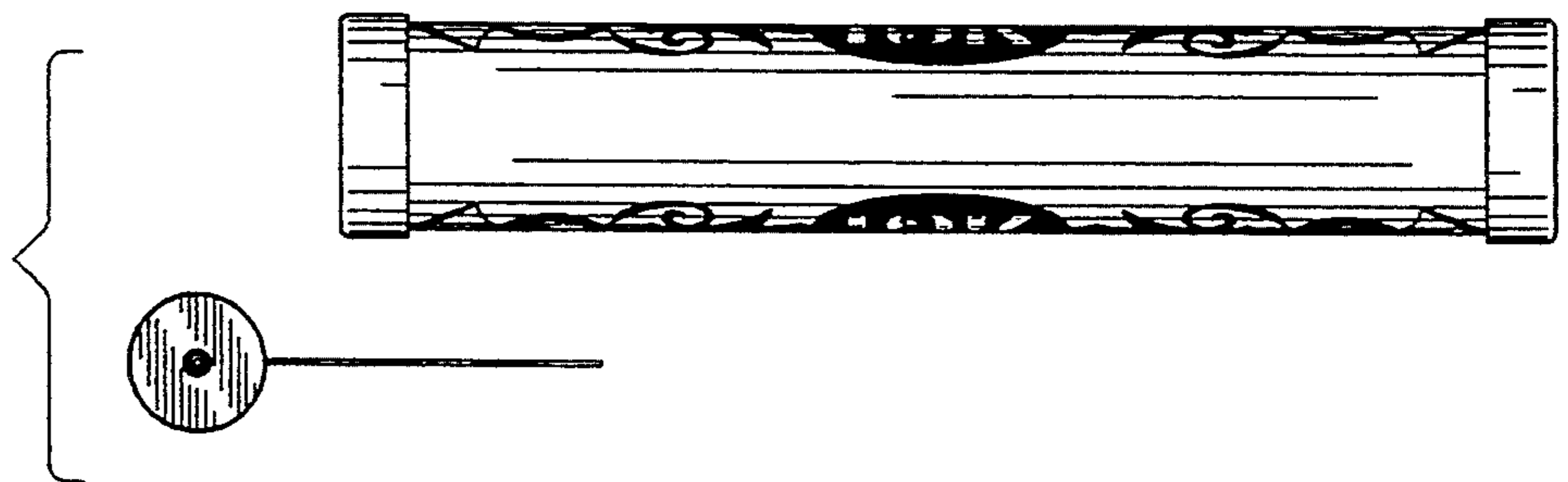


FIG. 7

