



US00D358856S

# United States Patent [19]

[11] Patent Number: **Des. 358,856**

**Boettger, Jr.**

[45] Date of Patent: **\*\* May 30, 1995**

[54] **HAND GRIP EXERCISER**

[76] Inventor: **Walter W. Boettger, Jr., 227 S. Ivy La., Glen Mills, Pa. 19342**

[\*\*] Term: **14 Years**

[21] Appl. No.: **15,869**

[22] Filed: **Dec. 1, 1993**

[52] U.S. Cl. .... **D21/198**

[58] Field of Search ..... **D21/191, 196, 197, 198; 482/49, 74, 93, 106, 107, 108, 109, 148**

[56] **References Cited**

**U.S. PATENT DOCUMENTS**

- D. 248,114 6/1978 Mangiapane ..... D21/197
- D. 263,327 3/1982 Cooper ..... D21/198
- D. 264,983 6/1982 Logan ..... D21/198
- D. 267,261 12/1982 Pataluch ..... D21/198

- D. 285,329 8/1986 Boettger, Jr. .... D21/198
- D. 313,827 1/1991 Smith ..... D21/198
- D. 328,113 7/1992 Wilkinson et al. .... D21/198
- 3,084,547 4/1963 Nielsen ..... 482/49
- 5,316,531 5/1994 Spence ..... 482/93

*Primary Examiner*—Prabhakar G. Deshmukh

*Assistant Examiner*—Philip Hyder

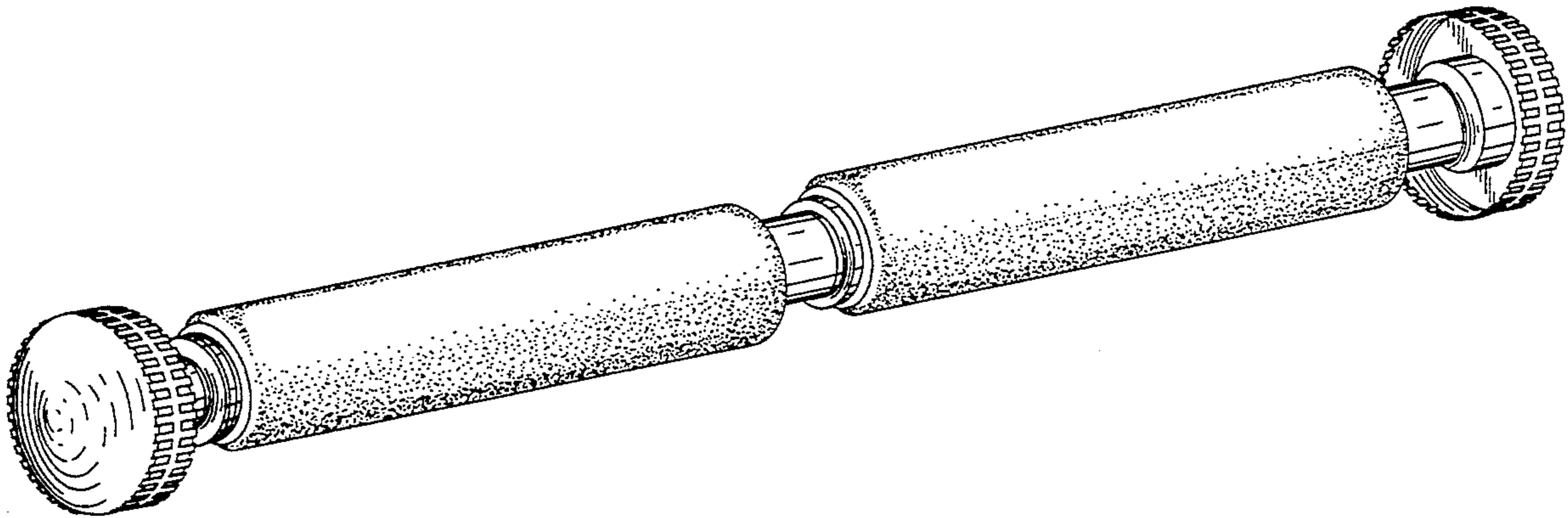
[57] **CLAIM**

The ornamental design for a hand grip exerciser, as shown and described.

**DESCRIPTION**

FIG. 1 is a perspective view of a handgrip exerciser showing my new design;

FIG. 2 is a front elevational view thereof, the top, bottom and rear views appearing the same as FIG. 2; and, FIG. 3 is an end view, the opposite end view appearing the same as FIG. 3.



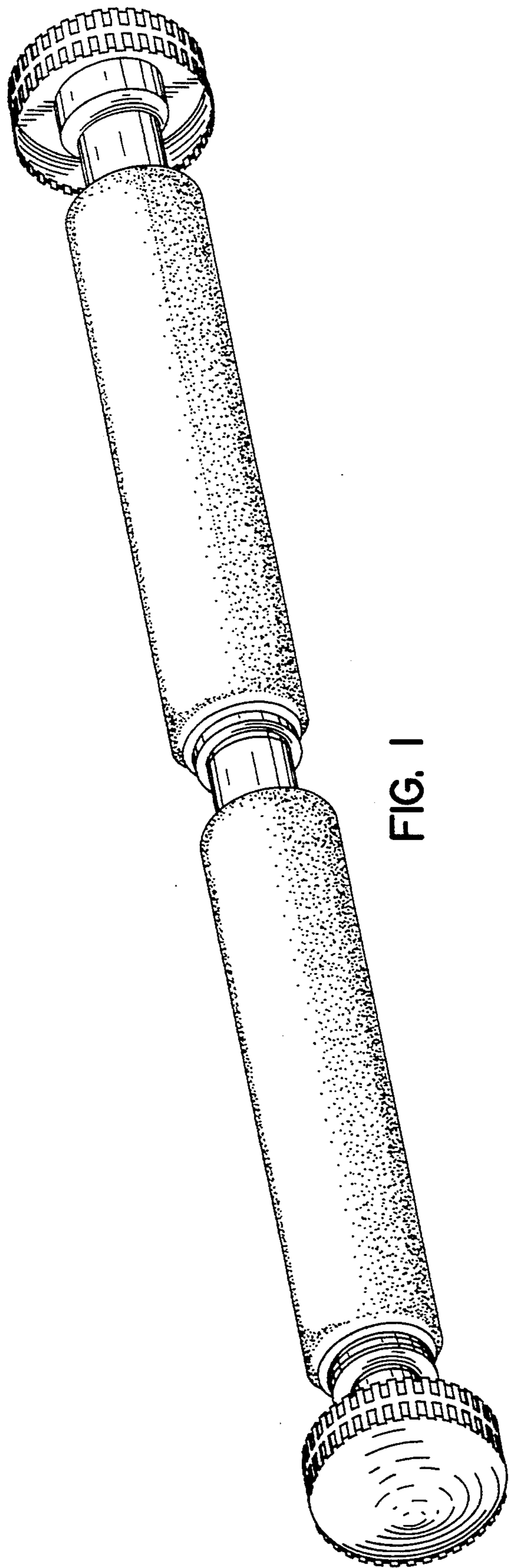


FIG. 1

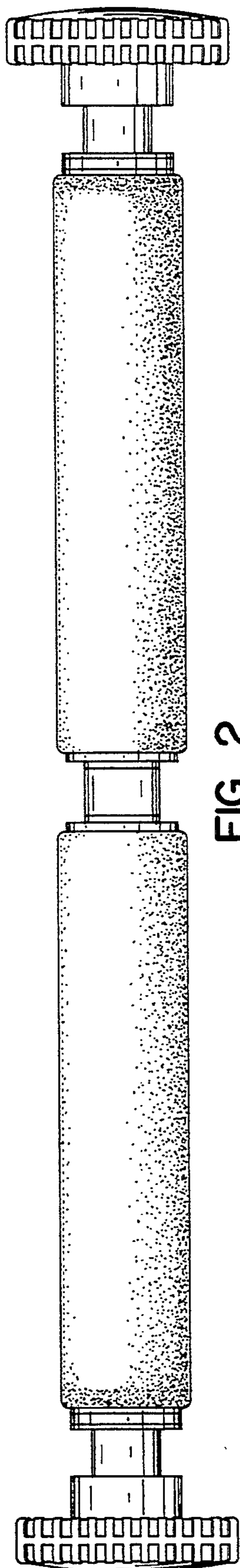


FIG. 2

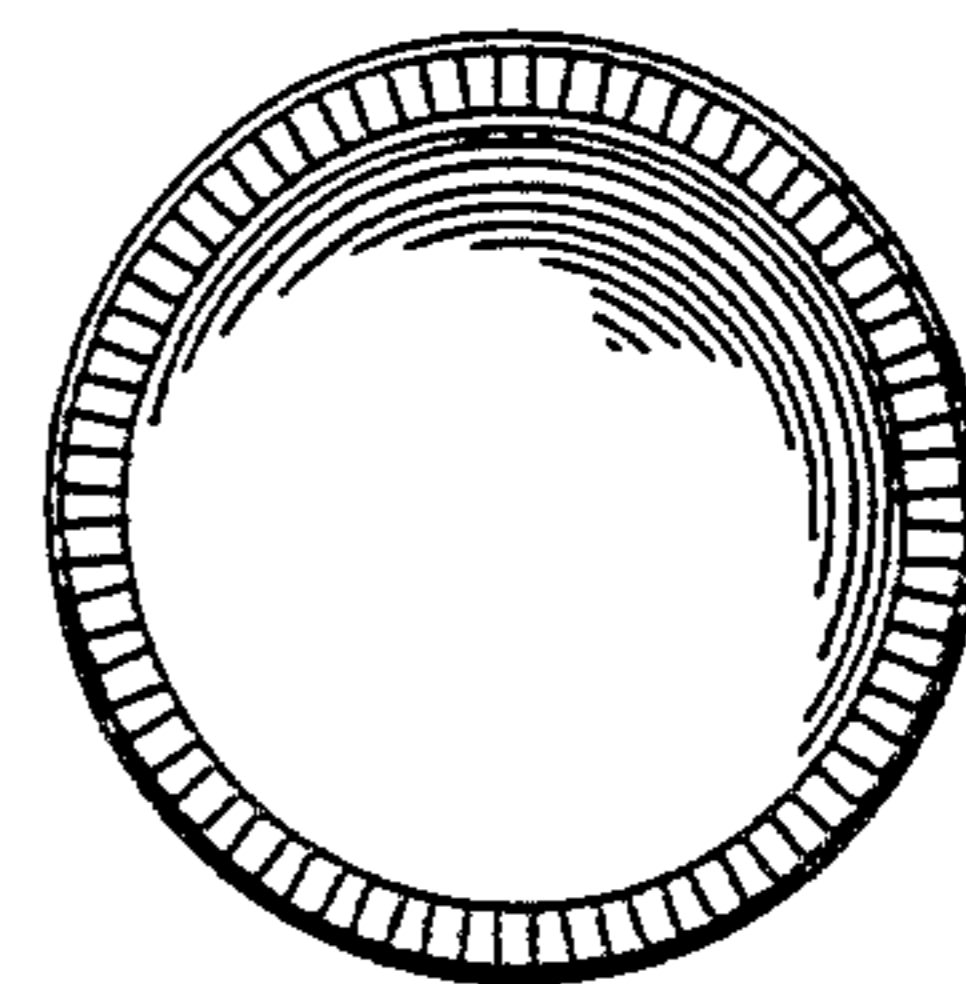


FIG. 3