



US00D358844S

United States Patent [19]

[11] Patent Number: **Des. 358,844**

Ito

[45] Date of Patent: **** May 30, 1995**

[54] **CAP FOR A WRITING INSTRUMENT**

[75] Inventor: **Kunio Ito, Funabashi, Japan**

[73] Assignee: **Pentel Kabushiki Kaisha, Japan**

[**] Term: **14 Years**

[21] Appl. No.: **6,471**

[22] Filed: **Mar. 30, 1993**

[30] **Foreign Application Priority Data**

Dec. 16, 1992 [JP] Japan 4-36988

[52] U.S. Cl. **D19/57; D19/56**

[58] Field of Search **D19/35, 36, 41-51, D19/54-58, 81-85; 401/243, 244, 245, 246, 247**

[56] **References Cited**

U.S. PATENT DOCUMENTS

D. 310,684 9/1990 Itoh D19/57

D. 312,096 11/1990 Vitrac D19/57 X

D. 312,391 11/1990 Vitrac D19/51
D. 317,625 6/1991 Itoh D19/57
D. 335,144 4/1993 Katami et al. D19/57
D. 340,476 10/1993 Hiromori D19/43 X
D. 342,545 12/1993 Kao D19/48

Primary Examiner—Martie Thompson
Attorney, Agent, or Firm—Adams & Wilks

[57] **CLAIM**

The ornamental design for a cap for a writing instrument, as shown and described.

DESCRIPTION

FIG. 1 is a front, right perspective view of a cap for a writing instrument showing my new design;
FIG. 2 is a front elevational view thereof;
FIG. 3 is a right side elevational view thereof, the left side being the same in appearance as the right side;
FIG. 4 is a rear elevational view thereof;
FIG. 5 is a top plan view thereof; and,
FIG. 6 is a bottom plan view thereof.

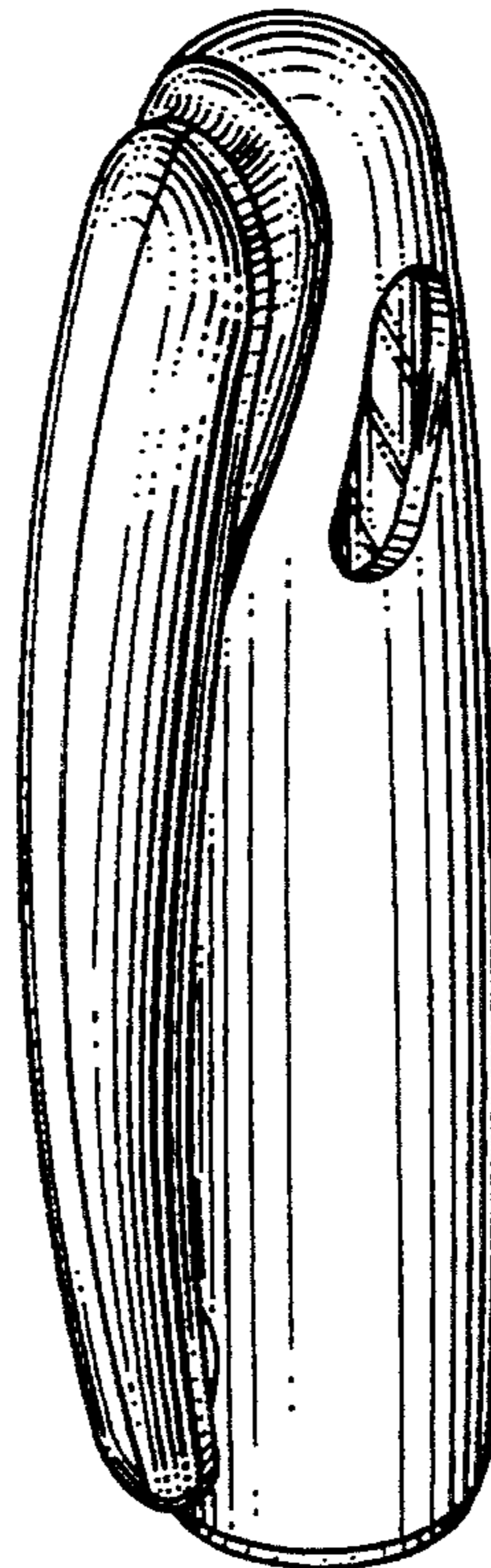


FIG. 1




FIG. 2



FIG. 3

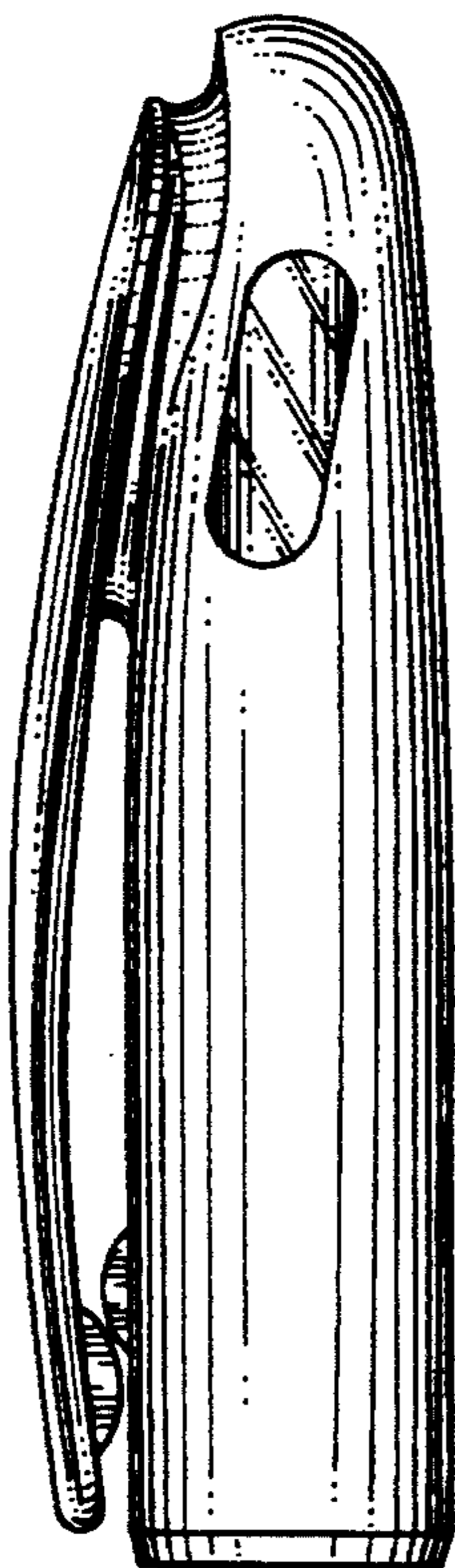


FIG. 4




FIG. 5




FIG. 6

