



US00D358818S

United States Patent [19]

[11] Patent Number: **Des. 358,818**

Rozier et al.

[45] Date of Patent: **** May 30, 1995**

[54] **LOUDSPEAKER HOUSING**

1,855,987	4/1932	Rammer	D25/113 X
3,180,447	4/1965	Huff et al.	181/145
4,870,691	9/1989	Mindel	381/188 X

[75] Inventors: **Charles Rozier**, New York; **Jay Shin**, Brooklyn, both of N.Y.

Primary Examiner—Terry A. Wallace
Assistant Examiner—Nanda Bondade
Attorney, Agent, or Firm—Saidman DesignLaw Group

[73] Assignee: **Boston Acoustics, Inc.**, Lynnfield, Mass.

[**] Term: **14 Years**

[57] **CLAIM**

[21] Appl. No.: **25,117**

The ornamental design for a loudspeaker housing, as shown and described.

[22] Filed: **Jun. 27, 1994**

[52] U.S. Cl. **D14/214**

DESCRIPTION

[58] Field of Search D14/204, 207, 209-214; D21/108; D25/113, 114; 181/148, 150, 157, 198, 199; 381/24, 88, 90, 159, 188

FIG. 1 is a perspective view of a loudspeaker housing showing our new design;

[56] **References Cited**

FIG. 2 is a front elevational view thereof;

FIG. 3 is a rear elevational view thereof;

FIG. 4 is a top view thereof;

FIG. 5 is a bottom view thereof;

FIG. 6 is a left side view thereof; and,

FIG. 7 is a right side view thereof.

U.S. PATENT DOCUMENTS

D. 340,930	11/1993	Christie	D14/214
D. 352,287	11/1994	Yamamoto	D14/210

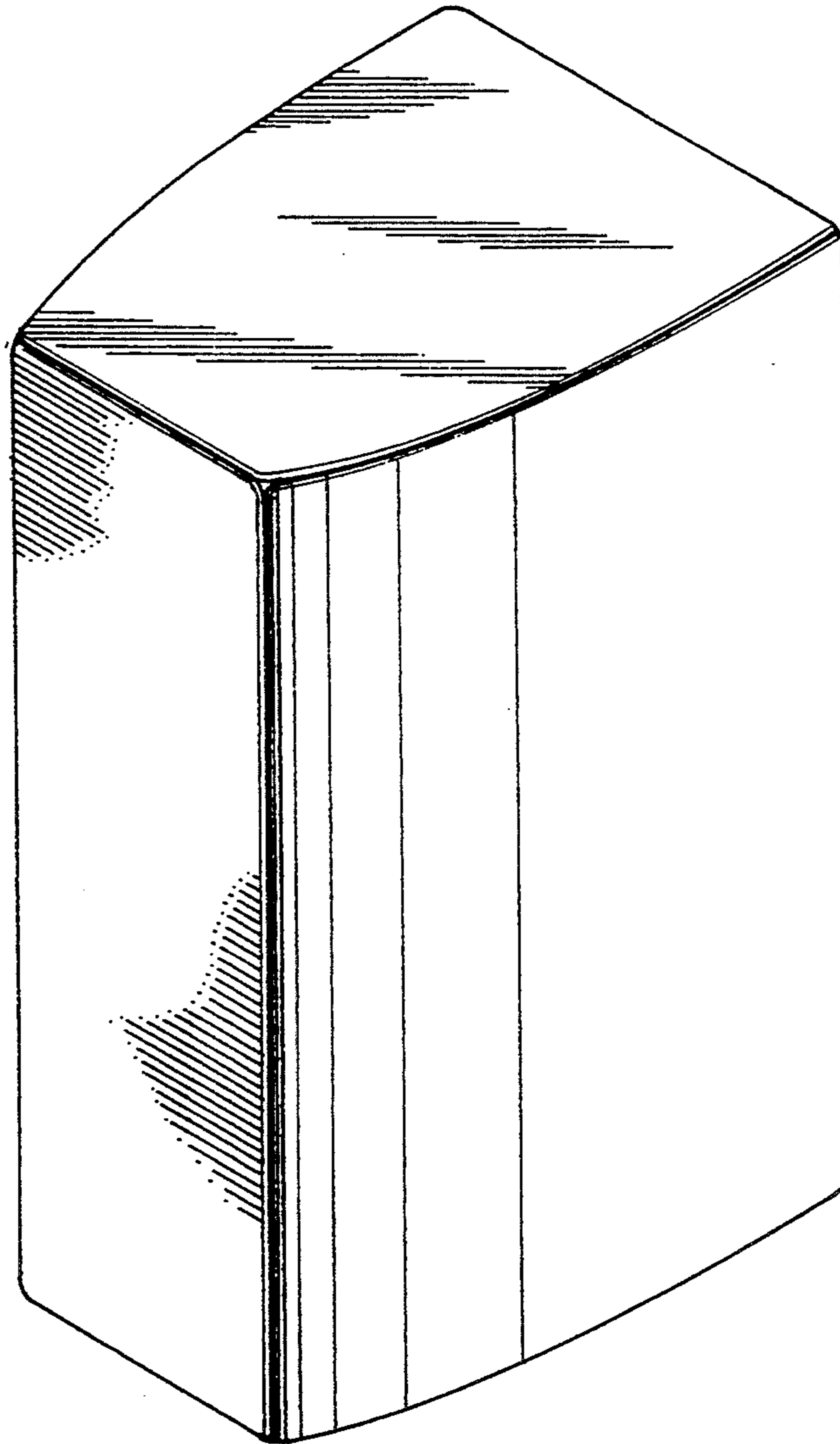


FIG. 1

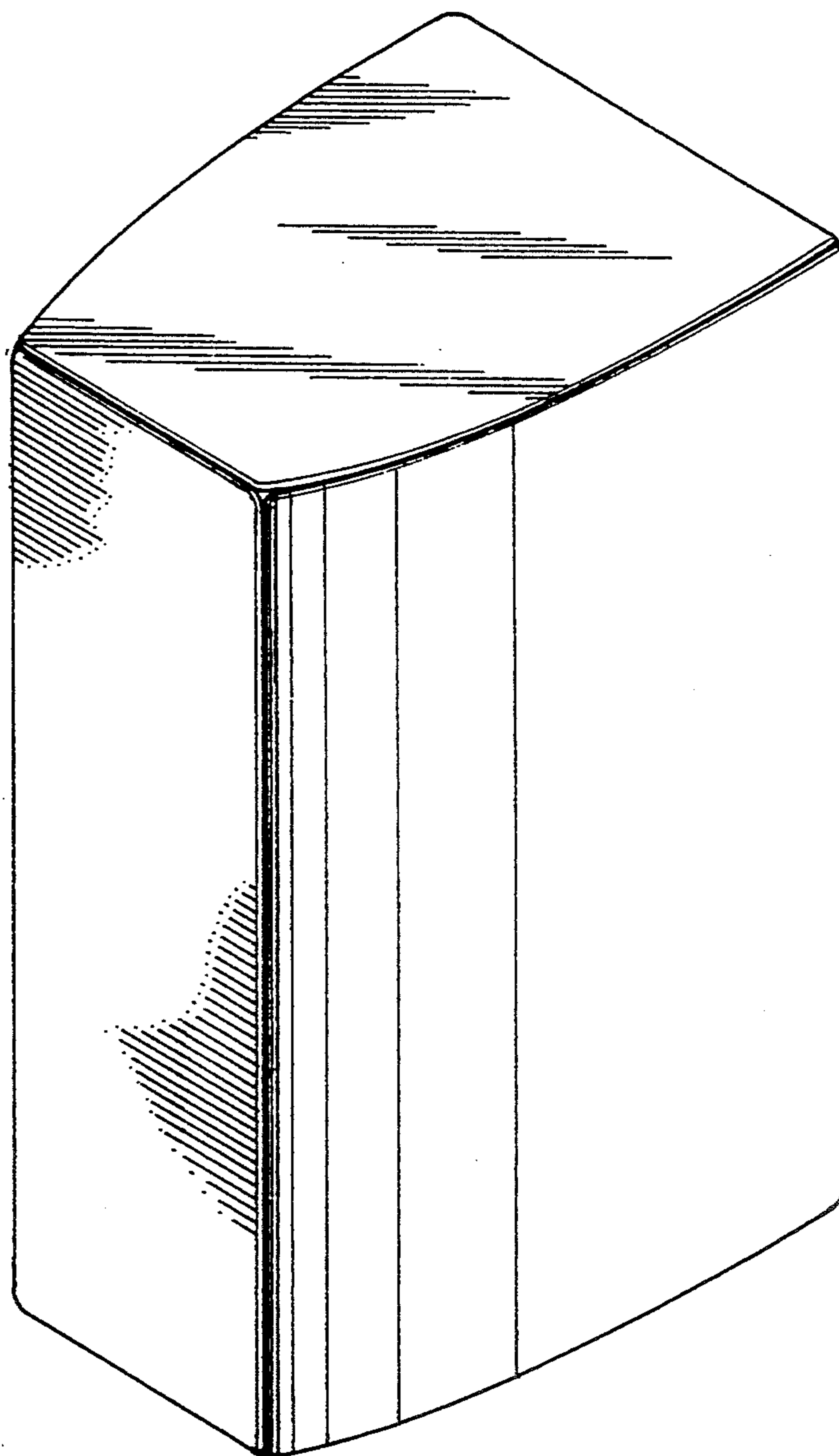


FIG. 2

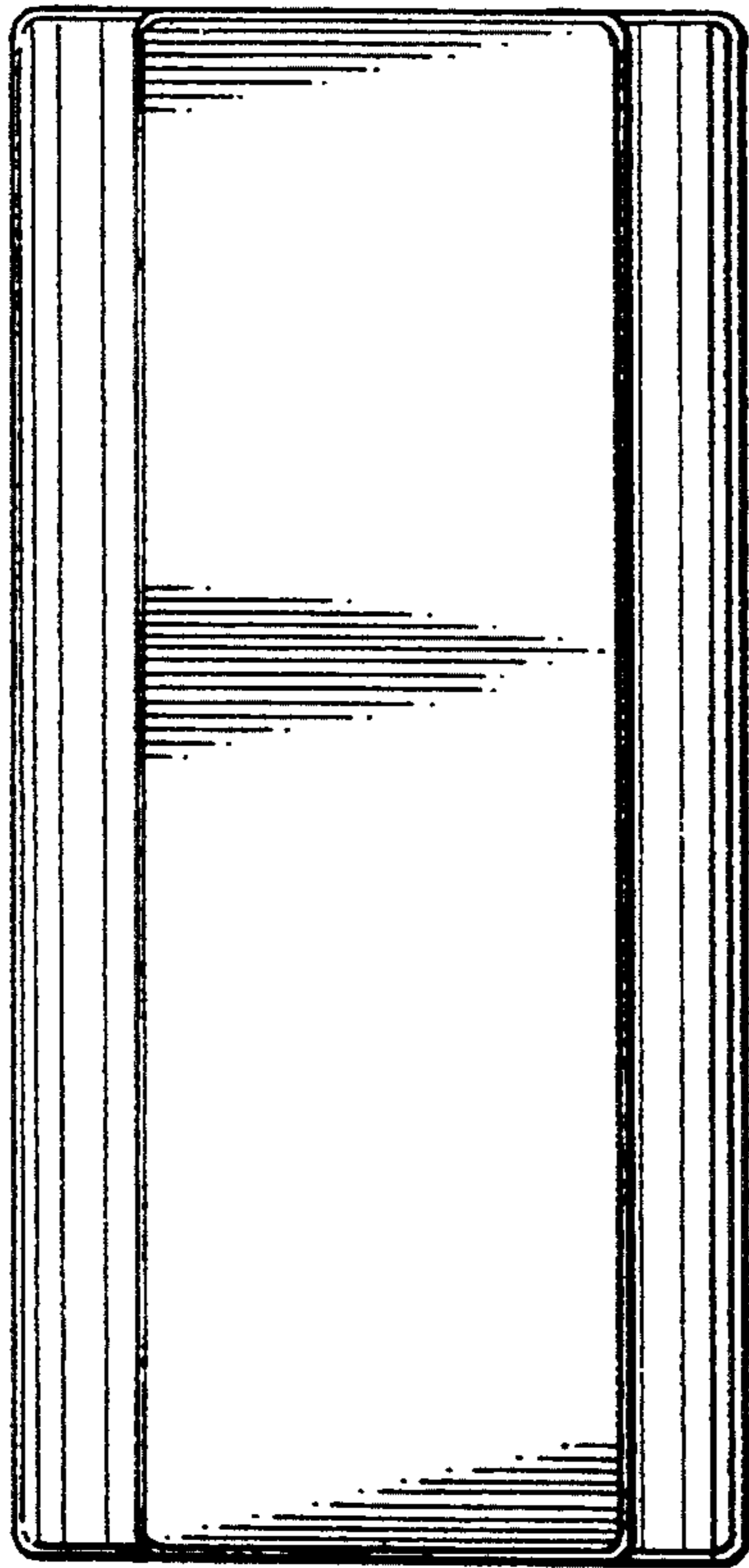


FIG. 3




FIG. 4




FIG. 5




FIG. 6




FIG. 7

