



US00D358748S

United States Patent [19]

[11] Patent Number: **Des. 358,748**

Ramsey et al.

[45] Date of Patent: **** May 30, 1995**

[54] **SCISSOR HANDLES**

[75] Inventors: **Charles S. Ramsey, Wausau; Robert W. Cornell, Schofield, both of Wis.**

[73] Assignee: **Fiskars Oy Ab, Helsinki, Finland**

[**] Term: **14 Years**

[21] Appl. No.: **28,299**

[22] Filed: **Sep. 12, 1994**

4,420,884	12/1983	Hembling	30/266
5,325,592	7/1994	Linden et al.	30/254
5,341,573	8/1994	Linden et al.	30/254

OTHER PUBLICATIONS

Mar. 1989, Hong Kong Enterprises Catalog, p. 362.
Office Products, Scissors & Shears, 113-C, p. 310.
Scissors Molded to Your Hand, Flyer, Sep. 10, 1975.

Primary Examiner—Terry A. Wallace
Assistant Examiner—Adir Aronovich
Attorney, Agent, or Firm—Foley & Lardner

Related U.S. Application Data

[63] Continuation of Ser. No. 462, Oct. 15, 1992, Pat. No. Des. 350,466, which is a continuation of Ser. No. 528,179, May 24, 1990, Pat. No. Des. 353,087.

[52] U.S. Cl. **D8/57**

[58] Field of Search **D8/57; 30/232, 233, 30/254, 255; 7/125, 132, 134-135, 151**

[57] **CLAIM**

The ornamental design for a scissor handles, as shown and described.

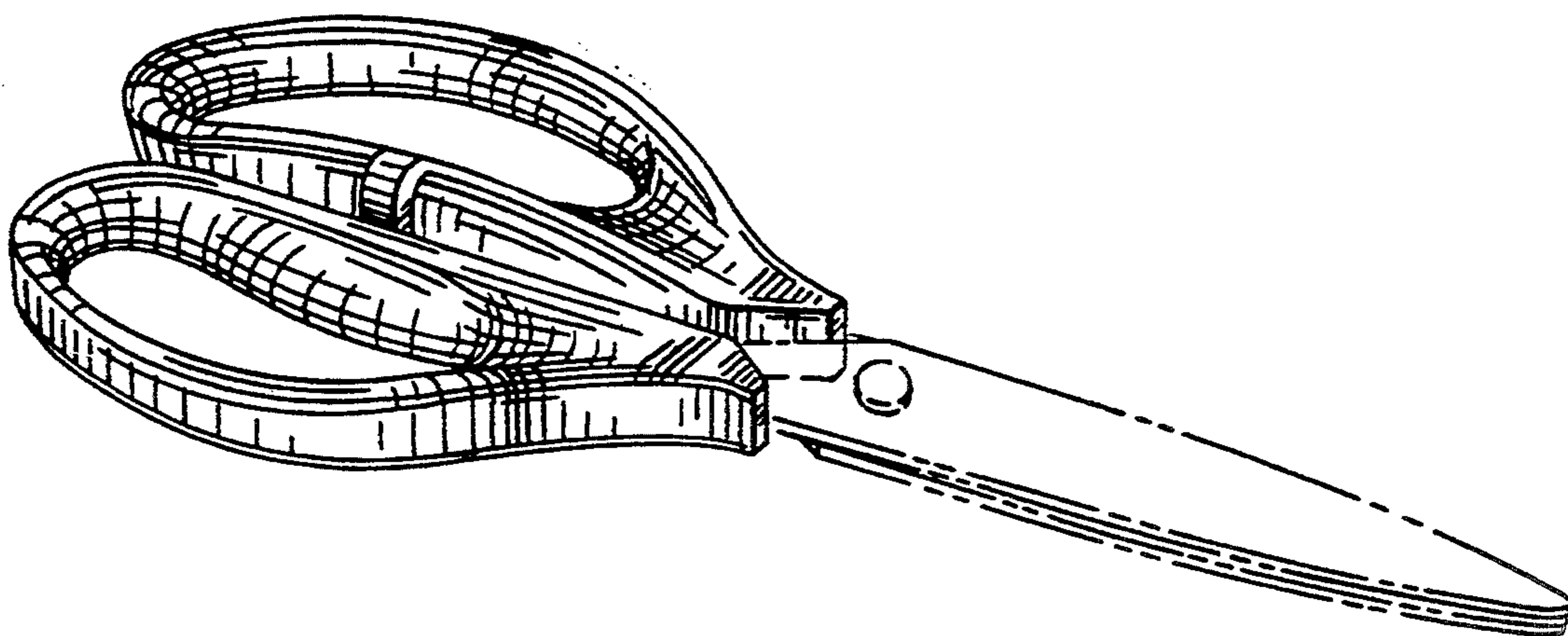
DESCRIPTION

FIG. 1 is a perspective view of the scissor handles showing our new design;
FIG. 2 is a front elevational view thereof;
FIG. 3 is a top plan view thereof;
FIG. 4 is a left side elevational view thereof; and,
FIG. 5 is a right side elevational view thereof.
The broken line illustration of the blades is for illustrative purposes only and forms no part of the claimed design.

References Cited

U.S. PATENT DOCUMENTS

D. 249,117	8/1978	Backstrom	D8/57
D. 254,420	3/1980	Bäckström	D8/57
D. 267,309	12/1982	Lindén	D8/57
D. 267,773	2/1983	Lindén	D8/57
D. 344,225	2/1994	Hendon et al.	D8/57



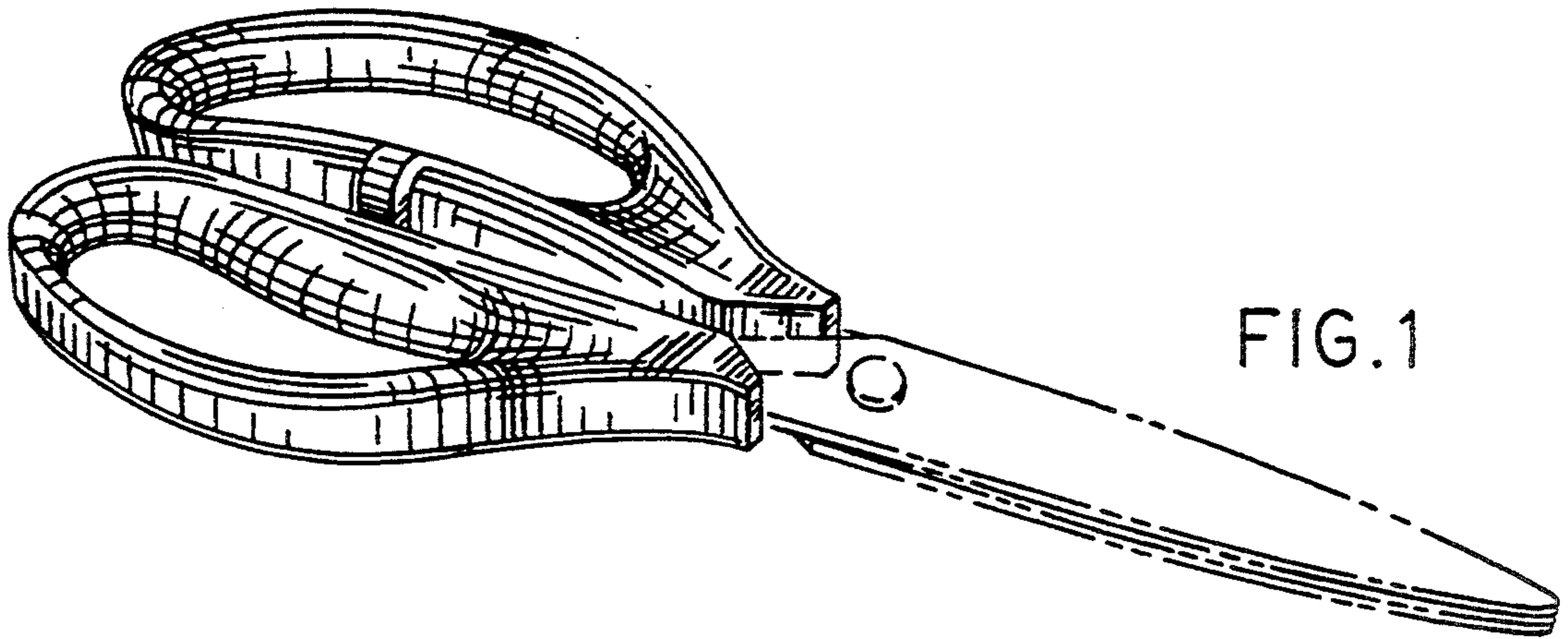


FIG. 1

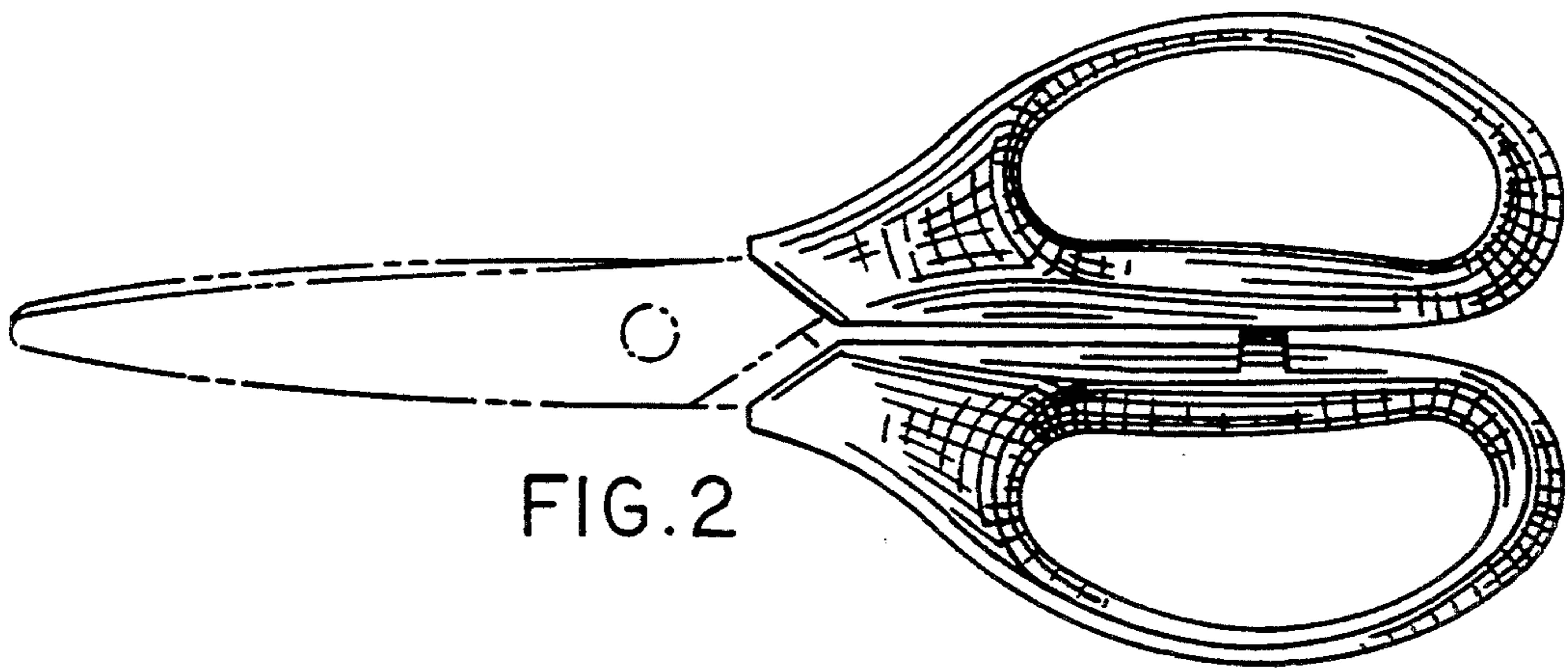


FIG. 2




FIG. 3



FIG. 4



FIG. 5